

TABLE OF CONTENTS

List of Tables	4
List of Figures	7
List of Acronyms	7
EXECUTIVE SUMMARY	10
COMPOSITION OF THE PLAN PREPARATION TEAM	10
Key Identified issues	11
CHAPTER ONE	17
PERFORMANCE REVIEW AND PROFILE/CURRENT SITUATION/BASELINE	17
1.1 INTRODUCTION	17
1.2 VISION OF THE DISTRICT	17
1.3 MISSION STATEMENT	17
1.4 CORE VALUES	17
1.5 FUNCTIONS	17
1.6 ANALYSIS OF THE PERFORMANCE OF THE DISTRICT IN IMPLEMENTING PROGRAMMES AND PROJECTS UNDER THE THEMATIC AREAS OF THE “AN AGENDA FOR JOBS”: CREATING PROSPERITY AND EQUAL OPPORTUNITY FOR ALL (2018-2021)	19
1.7	23
Analysis of the Implementation of Annual Action Planned Activities	23
1.8 Key Challenges Encountered During the Implementation of the DMTDP 2018-2021	26
1.9 Lessons Learnt for inputs into the DMTDP (2022-2025)	26
1.10 FINANCIAL PERFORMANCE (2018-2021)	26
ANALYSIS OF CURRENT SECTOR DEVELOPMENT SITUATION AND PROFILE OF THE DISTRICT	28
1.12: PHYSICAL AND NATURAL ENVIRONMENT	28
1.12.1: Location and Size	28
1.12.2. Climate and Vegetation	29
1.12.3 Relief and Drainage	30
1.12.4 Soils	30
1.12.5 Water Security	30
1.12.6 Natural and manmade disasters	31
1.13 Spatial Analysis of Settlements	32

1.14 CULTURE.....	38
1.14.1 Ethnicity and traditional political arrangement	38
1.14.2 Religious Affiliation.....	38
1.15 Demographic Characteristics.....	39
1.15.1 Population Size and Distribution.....	39
1.15.2 Sex Ratio	39
1.15.3 Dependency Ratio.....	40
1.15.4 Migration, Fertility and Mortality	41
1.15.5 Fertility.....	41
1.15.6 Mortality	41
1.15.7 Household-headship and composition	41
1.16.0 District Economy.....	42
1.16.1 Agriculture.....	42
1.16.2 Manufacturing and processing.....	42
1.16.3 Services	44
1.17 Security in the District.....	44
1.18.0 Governance.....	46
1.18.1 Structure and Organization	46
1.18.2 The General Assembly	46
1.18.3 Committees of District Assemblies.....	46
1.18.4 Area Councils	46
1.18.5 The Coordinating Directorate of the District Assembly.....	47
1.18.6 Decentralized Departments of the District Assembly.....	47
1.19 Role of the Sub-District Structures in the Planning Process.....	47
1.20. Current Sector Development Situation.....	48
1.20.1 Education.....	48
1.20.2 Health.....	48
1.21. Water and Sanitation	51
◆ Main Source of Water of Dwelling Units.....	51
1.22. Information Communication Technology (ICT).....	51
1.23. Poverty, Inequality and Social Protection	52
1.24. Implementation of National Social Protection Strategies.....	52
1.25. Update on Youth Employment Activities.....	54
1.26. Gender Analysis.....	54
1.27. Vulnerability Analysis.....	55

◆ Age specific death rate.....	55
1.28. Analysis on HIV and AIDS.....	55
1.29. Tourism Potentials.....	56
1.30: Summary of Key Development Issues Arising from the Performance review and the District Profiling	56
CHAPTER 2:	59
PRIORITISATION OF DEVELOPMENT ISSUES	59
2.1 Introduction	59
2.2 Community needs and aspirations	59
2.3 Summary of Community Needs and Aspirations	60
2.4: Harmonization of Community Needs and Aspirations and Identified Development Problems/Issues from Performance Review	61
2.5 District Development Priorities Linked to Pillars of the MTNDPF	62
2.6 Application of Potentials, Opportunities, Constraints and Challenges (POCC)	65
2.7 Impact Analysis on Prioritized Issues from POCC	65
CHAPTER 3:	67
DISTRICT DEVELOPMENT GOAL, OBJECTIVES AND STRATEGIES TO ACHIEVE THE OBJECTIVES	67
3.1 A STATEMENT ON DISTRICT DEVELOPMENT GOAL	67
3.1.1 Overall Development Goal.....	67
3.1.2 Adopted Goal under Economic Development.....	67
✓ Build a Prosperous Society	67
3.1.3 Adopted Goal under Social Development.....	67
✓ Create opportunities for all	67
3.1.4 Adopted Goal under Environment, Infrastructure and Human Settlements Development ..	67
✓ Safeguard the natural environment and ensure a resilient built environment.....	67
3.1.5 Adopted Goal under Governance, Corruption and Public Accountability.....	67
✓ Maintain a stable, united and safe society.....	67
3.2 DEVELOPMENT PROJECTIONS FOR 2022– 2025	68
3.3 POPULATION PROJECTION.....	68
3.4 PROJECTION OF SERVICE/FACILITIES REQUIREMENTS BY 2025	69
3.5 REVENUE PROJECTIONS – ALL REVENUE SOURCES.....	70
3.6 EXPENDITURE PROJECTIONS.....	71
3.7 DISTRICT DEVELOPMENT POLICY MATRIX LINKED WITH THE SDGs	73
SOCIAL DEVELOPMENT	80

CHAPTER 4:	105
4.0 DEVELOPMENT PROGRAMME 2022-2025.....	105
Source: DPCU, 2021	117
TABLE 4.5: INDICATIVE FINANCIAL STRATEGY	117
Source: DPCU, 2021	117
CHAPTER 5:	118
DISTRICT ANNUAL ACTION PLAN 2022.....	118
5.1 INTRODUCTION.....	118
5.2 PLAN IMPLEMENTATION ARRANGEMENTS	118
5.3 INSTITUTIONAL ARRANGEMENTS	118
5.4 ADMINISTRATIVE ARRANGEMENTS	118
5.5 COMMUNITY PARTICIPATION	118
CHAPTER 6	223
6.1 MONITORING AND EVALUATION ARRANGEMENTS.....	223
6.2 MONITORING AND EVALUATION MATRIX/PLAN.....	224
6.3 MONITORING AND EVALUATION PLAN/CALENDER.....	233
6.4 PROJECT EVALUATION.....	235
6.5: PARTICIPATORY MONITORING AND EVALUATION ARRANGEMENT.....	235
CHAPTER SEVEN	236
COMMUNICATIONS STRATEGY.....	236
7.1 INTRODUCTION.....	236
7.2 PURPOSES	236
7.3 STRATEGIES FOR DISSEMINATING INFORMATION	237
APPENDIXES	238

List of Tables

Table 1.1 Performance of the District from 2014-2017

Table 1.2 Total releases from Government of Ghana

Table 1.3 All sources of Financial Resources for the District

Table 1.4 DPCU capacity Analysis
Table 1.5 District Scalogram
Table 1.6 Enrolment Trend of Basic Schools
Table 1.7 Staffing in KG (2017/2018 Academic Year)
Table 1.8 Staffing in Primary (2017/2018 Academic Year)
Table 1.9 Staffing in JHS (2017/2018 Academic Year)
Table 1.10 Text Book Situation-KG
Table 1.11 Text Book Situation-Primary
Table 1.12 Text Book Situation-JHS
Table 1.13 Availability of furniture in schools
Table 1.14 Indicators Performance for the Last Four Years
Table 1.15 HR Strength at the District Level
Table 1.16 HR Distribution at the Facility Level
Table 1.17 Top 10 Causes of OPD Attendance in the District
Table 1.18 Fast Cold Chain Logistics Industry
Table 1.19 Delivery Services
Table 1.20 CMAM-OPC Indicators
Table 1.21 Mental Health Condition in the District
Table 1.22 Inventory of Medication for Mental Health Patients
Table 1. 23 Engagement of the Youth under the Various Models of YEA
Table 1. 24 ANC Clients Tested for HIV Status
Table 1. 25 Scoring Criteria
Table 1. 26 Harmonization of Community Needs
Table 1. 27 Summary of Key Development Issues
Table 2. 1 Development Goals and Issues Adopted from the NMTDPF
Table 2. 2 POCC Analysis
Table 3. 1 District Development Policy Matrix
Table 4.1 Economic Development
Table 4.2 Social Development
Table 4. 3 Env't Infrastructure and Human Settlements Development
Table 4. 4 Governance, Corruption and Public Accountability
Table 4.5 Indicative Financial Strategy
Table 5. 1 Economic Development
Table 5. 2 Social Development
Table 5. 3 Environment Infrastructure and Human Settlements Development
Table 5. 4 Governance, Corruption and Public Accountability
Table 6.1 Monitoring and Evaluation Arrangement
Table 6. 2 Monitoring and Evaluation Calendar
Table 6.3 Dissemination and Communication Strategy
Table 6. 4 Evaluation Matrix

Table 6.5 Environmental Sustainability Criteria

List of Figures

- Fig 1 Status of Implementation of 2014 Annual Action Plan
- Fig 2 Status of Implementation of 2015 Annual Action Plan
- Fig 3 Status of Implementation of 2016 Annual Action Plan
- Fig 4 Status of Implementation of 2017 Annual Action Plan
- Fig 5 District Map
- Fig 6 Flood Risk Map
- Fig 7 Analysis of the Flood Risk Map
- Fig 8 Baseline Map for Health Facilities
- Fig 9 Baseline Map for Educational Facilities
- Fig 10 Baseline Map for Water Facilities
- Fig 11 Projected Population
- Fig 12 Population Pyramid by Age and Sex
- Fig 13 Gender Parity Index
- Fig 14 OPD Attendance-Insured
- Fig 15 OPD Per Capita-2012-2017
- Fig 16 % of Children Under Weight
- Fig 17 Vitamin A Supplementation for Children 6-11 months
- Fig 18 Age Specific Death Rate
- Fig 19 Forms of Disability

List of Acronyms

MLGRD	Ministry of Local Government & Rural Development
MMDAs	Metropolitan Municipal and District Assemblies
MTDP	Medium Term Development Plan
MTMSG	Mother to Mother Support Group
MVP	Millennium Villages Project
NCCE	National Commission for Civic Education
NDA	Northern Development Authority
NEPAD	New Partnership for Africa's Development
NHIA	National Health Insurance Authority
NHIS	National Health Insurance Scheme
NSA	National Sports Authority
PFJ	Planting for Food and Jobs
PHC	Population and Housing census
POCC	Potentials, Constraints and Challenges
RCC	Regional Coordinating Council
RHD	Regional Health Directorate
SADA	Savannah Accelerated Development Authority

TAs	Traditional Authorities
TCPD	Town & Country Planning Department
TFR	Total Fertility Rate
TUS	Technical Support Unit
UNDP	United Nation Development Programme
YEA	Youth Employment Authority
1D1F	One District One Factory
ACs	Area Councils
BH	Boreholes
CBR	Crude Birth Rate
CFWP	Child & Family Welfare Policy
CHNs	Community Health Nurse
CHPS	Community-based Health Planning and Services
CMAM	Community Based Management of Acute Malnutrition
DA	District Assembly
DAAS	District Agricultural Advisory Services
DACF	District Assembly Common Fund
DAD	District Agric Department
DCACT	District Chamber of Agric, Commerce and Technology
DCD&SW	Department of Community Development & Social Welfare
DCSW	Department of Community Development and Social Welfare
DDF	District Development Facility
DHD	District Health Directorate
DP	Development partners
DPCU	District Planning Coordinating Unit
DPS	Development Partner Support
DSPC	District Spatial planning committee
ENs	Enrolled Nurses
EPI	Expanded Programme on Immunization
FNS	Food & nutrition Service
FTFSG	Father to Father Support Group
GAC	Ghana Aids Commission
GES	Ghana Education Service
GETFUND	Ghana Education Trust Fund
GFR	General Fertility Rate
GHA	Ghana Highway Authority
GHS	Ghana Health Service
GLB	Ghana Library Board
GLSS	Ghana Living Standard Survey
GOG	Government of Ghana

GOG	Government of Ghana
GPEG	Ghana Partnership for Education Grant
GPI	Gender Parity Index
GSFP	Ghana School Feeding Programme
GSGDA	Ghana Shared Growth and Development Agenda
H4S	Health for Survey
IDSR	Integrated Disease Surveillance & Response
ITN	Insecticide Treated Net
IYCF	Infants & Young Child Feeding
JCP	Justice for Children Policy
LEAP	Livelihood Empowerment Against Poverty

EXECUTIVE SUMMARY

Over the years, the Central Government of Ghana has demonstrated strong commitment to decentralizing political and administrative authority to sub national bodies - thus Metropolitan, Municipal and District Assemblies (MMDAs) as a vehicle to promote good governance and decision-making that affect the wellbeing of the people.

The 2022- 2025 Medium Term Development Plan for the Mamprugu Moagduri District was prepared to reflect the 2022-2025 Development Policy Framework of government of Ghana. According to the Local Governance Act, 2016, Act 936, District Assemblies have the right to exercise deliberative, legislative and executive functions. A District Assembly shall be responsible for the overall development of the district; Formulate and execute plans, programmes and strategies for the effective mobilization of the resources necessary for the overall development of the district and shall ensure the preparation and submission of the development plan and budget for the district over a medium term to the NDPC through Regional Coordinating Councils (RCC) for approval.

The National Development Planning (System) Act, 1994, Act 480 requires District Assemblies to initiate and prepare district development plans and settlement structure plans in a manner prescribed by the commission in its stipulated guidelines provided for MMDAS and ensure that the plans are prepared with full participation of all the stakeholders. Hence the formation of a district plan preparation team.

COMPOSITION OF THE PLAN PREPARATION TEAM

No	DESINATION	REPRESENTATION
1	Core DPCU Members	15
2	NGOs operating in the district	1
3	Traders Association	1
4	Farmers Association	1
5	Persons Leaving with Disabilities (PWDs)	1
TOTAL		19

It is imperative to note that much consideration has been given to the problems, constraints, and challenges as well as potentials of the district in the adoption of development issues that reflect the needs, interests and aspirations of the populates, demands of the private sector and priorities of the district Assembly for policy intervention.

The following steps were adopted in developing this plan:

- ◆ Review of Vision, mission, functions and core values of the Assembly to fit into the national vision as contained in the long-term national development plan (2018-2057) and to reflect the Government’s commitment under the “An agenda for Jobs: creating prosperity and equal opportunity for all”
- ◆ Review of performance of the previous plan, 2018-2021 under the “An Agenda for Jobs”: Creating Prosperity and Equal Opportunity for all.

- ◆ Analyses of data collected from communities and Area Councils as well as from decentralized departments, allied agencies and private sector organizations;
- ◆ Holding of public fora involving the participation of a very broad spectrum of citizens, government agencies, religious bodies, women’s groups, NGOs and other civil society organizations to validate the data collected and solicit views and proposals on what the plan should include in terms of priority programs, projects and activities to solve the existing problems and make projections towards accelerating development during the plan period;
- ◆ Applying the POCC analytical tool to identify development potentials, opportunities, constraints and challenges to addressing key development issues identified.
- ◆ Formulation of district development priorities, goals, objectives and strategies;
- ◆ Holding of public forum at the district level to disseminate the content of Draft MTDP;
- ◆ Adoption of the plan at a meeting of the district Assembly

The scope and direction of proposed interventions for implementation during the plan period were determined through the consideration of key issues identified during the community needs assessment that reflect the development needs of the people.

KEY IDENTIFIED ISSUES

Key Identified issues (as harmonised with inputs from the performance review, profiling and community needs and aspirations)		
SECTOR	PREVAILING ISSUES	STRACTEGEIS
Ensuring and Sustaining Macro-Economic Stability	<ul style="list-style-type: none"> • Low mobilisation of Internally Generated Funds (IGF) by the Assembly • Unwillingness of the public to pay fees • Low motivation including means of transport for revenue collectors 	<ul style="list-style-type: none"> • Establishment of revenue database of the district • Sensitization and education of the tax payer • Procurement of Moto Bikes for key revenue collectors
Enhancing competitiveness of Ghana’s Private Sector	<ul style="list-style-type: none"> • Lack of data on the informal sector • Lack of credit/loan facilities for SMEs • Low entrepreneurial skills • Lack of development of tourist sites • Limited alternative livelihood programmes • Lack of ago-processing facilities • Inadequate market infrastructure 	<ul style="list-style-type: none"> • Resource the statistical unit to upgrade the district database to standard • Increase VSLA group and training SMEs on how to be able to contract Loan from Banks. • Facilitate skill training for women, youth and the vulnerable • Develop two tourist sites at Zanwara and Yaa-Namo • Increase bee keeping across the entire district in addition to the skill trainings • The district has open doors for PPP engagement • Provision of market Stores and Stall for some markets

	<ul style="list-style-type: none"> • Inadequate technical/vocational training centres 	<ul style="list-style-type: none"> • Equip Yagaba SHS/Technical School to serve as a Skill Training Centre
Accelerated Agricultural Modernisation and Sustainable Natural Resource Management	<ul style="list-style-type: none"> ▪ High dependence on seasonal and erratic rainfall ▪ Lack of dams/dug outs for dry season Agric and livestock keeping ▪ Post-harvest loses as a result of poor Agric infrastructure especially roads and storage facilities ▪ Limited access to extension services as a result of inadequate extension staff ▪ High cost of Agric inputs ▪ Inadequate tractor services ▪ Non-availability of Agric inputs dealers ▪ Inadequate veterinary services and High incidence of livestock diseases ▪ Deforestation ▪ High incidence of bush fires ▪ High dependence on fuel wood for cooking ▪ High open defecation practices 	<ul style="list-style-type: none"> ▪ Construction and rehabilitation of Dams and Dug outs for dry season farming ▪ Construction of warehouses at least one in each Area Council for the storage of farm produce ▪ The need to lobby for more Agric extension and veterinary officers ▪ Engage private tractor owners to provide tractor services to famers at standard rates ▪ Rehabilitation of degraded lands through tree planting ▪ Intensify campaign on the dangers of Bush Fires, Flooding and Deforestation on the environment ▪ Encourage the use of other sources of energy by supply of gas cylinders ▪ Intensify the implementation of CLTS in all the communities in the district
Education	<ul style="list-style-type: none"> • Poor and inadequate educational infrastructure • Inadequate qualified teachers in rural areas • Inadequate teaching and learning materials • Inadequate Furniture for Schools • Low coverage of School feeding programme 	<ul style="list-style-type: none"> • Construction and Rehabilitation of dilapidated Schools • Provision of incentive packages to teachers in the rural areas • Provision of textbooks Schools • Supply of Furniture to Schools • The need for Government to expand the School Feeding to cover more School in the district

Health	<ul style="list-style-type: none"> • Inadequate health facilities • High malnutrition particularly children under five years • High incidence of diseases particularly malaria cases • Inadequate skilled staff due to high attrition rate • Low access to quality maternal, neonatal and reproductive health services • Perception of stigmatization and discrimination against People living with HIV/AIDs (PLWHAS) • Lack of social protection programmes for aged and physically challenged persons. 	<ul style="list-style-type: none"> • Construction of new and rehabilitation of dilapidated health facilities • Increase nutrition sensitive and specific activities in the district • Increase sensitization of disease preventive methods • Introduce staff incentives to retain staff in the district • Health Director to lobby for postings of more midwives • Increase sensitization / education on HIV & AIDS activities • Increase skill training activities for PWDS and the aged
Population management and development	<ul style="list-style-type: none"> • Low acceptance of people to adopt modern family planning practices • High incidence of teenage pregnancy • Rural Urban migration (Kayayei) 	<ul style="list-style-type: none"> • Increase health education programmes for women in the child bearing age • Introduction of more skill training programmes for the youth engaged in kayayei
Child protection and vulnerability	<ul style="list-style-type: none"> • High incidence of child labour • Inadequate support to child development and child labour issues • Inadequate support to the aged and PWDs <p>High unemployment among youth</p>	<ul style="list-style-type: none"> • Formation of father to Father and Mother to mother support groups in all communities in the district
Environmental Infrastructure and Human Settlement	<ul style="list-style-type: none"> • Poor road network • Poor environmental sanitation and hygiene • Inadequate access to electricity • Poor access to potable water • Haphazard housing development (development without permit) 	<ul style="list-style-type: none"> • Construction and Rehabilitation of bad roads • Increase tree planting activities in the district • Extend the monthly clean-up exercise to all communities • Extend electricity to communities without electricity • Develop structural plan for the district

	<ul style="list-style-type: none"> • Perennial flooding • Land degradation & deforestation (Illegal Logging, Charcoal production etc) • Encroachment of the Mole National Park • Destruction of wildlife (Purching) • Inadequate support to the CREAMA and PUMA groups 	<ul style="list-style-type: none"> • Continue sensitization on the effects of flooding in the area Put in place bylaws to regulate the activities of chain-saw operators, hunters and charcoal producers • Train and equip CREAMA and PUMA group members with logistics for their smooth operation
Governance, Corruption and Public Accountability	<ul style="list-style-type: none"> • Inadequate logistics for the sub-structures • Low capacity of the Aera Councils and Unit Committee Members • Inadequate donor support • Delays in the release of statutory funds • Low participation of women in decision making 	<ul style="list-style-type: none"> • Operationalization of the Area Councils in the district • Orientation and training of councillors • Market the district plan for donor support • Advocate for at least 30% women representation in decision making
Covid-19	<ul style="list-style-type: none"> • Inadequate sensitization of the general public on covid-19 • Limited budget allocation for the prevention and treatment of covid-19 • Decline in internally generated revenue due to covid-19 • Limited infrastructure for isolation centres 	<ul style="list-style-type: none"> • Increase sensitization of the general public on the effects of covid-19 • Increase budgetary allocation for COVID-19 activities • Construction of isolation centres for Covid patients in all the area council centres

The above-mentioned development issues were further refined by subjecting them to POCC analysis. This has informed the adoption of development issues from the National Development Policy Framework for the formulation of appropriate strategies for a more result-oriented plan implementation.

Monitoring and evaluation arrangements have been outlined to enhance the effective and efficient implementation of the plan. A budget line has been provided for this all-important component of the plan implementation. The sustainability criteria for programmes and projects earmarked for

implementation were also determined by considering the likely environmental and social impacts of these projects.

On the basis of the above, the team formulated the district developed the goal, objectives and strategies. Outcome of the key issues identified during the performance review of the previous plan, community needs assessment, as well as the potentials and opportunities was obtained for the update of the district profile.

The 2022-2025 MTDP covers the following areas;

- Economic development.
- Social development.
- Environment, infrastructure and human settlements.
- Governance, corruption and public accountability.
- Emergency planning and response.
- Implementation, co-ordination, monitoring and evaluation and utilization of district data.
- Covid-19.

The plan is put into seven (7) Chapters as follows;

- ❖ Chapter One entails the vision, mission, core values, functions of the Mamprugu Moagduri District Assembly, analysis of the performance of the district in implementing the 2018-2021 MTDP programmes and projects. The chapter also captures analysis of current sector development situation and the profile of the district as well as summary of key development problems identified from the analysis of the current development situation.
- ❖ Chapter Two reviewed the District's profile and took inventory of development issues. The chapter also seeks to present the community needs and aspirations of the citizens of the District as gathered during the needs assessment and which are harmonized with the development issues identified. The harmonized issues have been prioritized in accordance with the Medium-Term National Development Policy Framework 2022-2025 provided by the National Development Planning Commission (NDPC).
- ❖ Chapter Three deals with the goal and objectives of the district which is linked to the vision of the Government's Coordinated Programme on Economic and Social Development Policies.
- ❖ Chapter Four contains the programme of Action for the plan period 2022-2025, it specifies the programme and sub-programmes as well as the goals of the programmes. It indicates the sector activities, location, time for implementation, indicative budget, source of funding and implementing departments as well as collaborating partners.
- ❖ Chapter Five is made up of the programmes and projects in the Composite Programme of Action further detailed into the Annual Action Plans (AAPs) to be implemented for the period 2022-2025.
- ❖ Chapter Six presents the monitoring and evaluation procedures and structures put in place to help realize the set objectives and goals of the structured projects and programmes. The

goal is to effectively monitor the implementation of the planned activities and evaluate their results and impact in reducing poverty on a sustainable basis.

Chapter Seven contained the formulated Communication Strategy to serve as a guide in disseminating information to various stakeholders who have varied interest in the development of the district. Information contained in the Plan needs to be shared and discussed with relevant stakeholders and decision makers.

CHAPTER ONE

PERFORMANCE REVIEW AND PROFILE/CURRENT SITUATION/BASELINE

1.1 INTRODUCTION

This chapter entails the vision, mission, core values as well as the functions of the Mamprugu Moagduri District Assembly. Also contain in this chapter, is analysis of the performance of the district in implementing programmes and projects under the thematic pillars of the ‘An Agenda for Jobs’: Creating Prosperity and Equal Opportunity for all. The chapter also captures analysis of current sector development situation and the profile of the district as well as summary of key development problems identified from the analysis of the current development situation.

1.2 VISION OF THE DISTRICT

The Vision of Mamprugu Moagduri District Assembly is to develop the District to the status of a World Class Municipality with a healthy, well informed and law-abiding citizenry.

1.3 MISSION STATEMENT

The Assembly exists to improve the quality of life of the people and enhance the development of the District by mobilizing resources to provide services and create an enabling environment for all stakeholders to participate in development.

1.4 CORE VALUES

- ◆ Community engagement
 - ◆ Excellence in service delivery
 - ◆ Respect and commitment
 - ◆ Transparency
 - ◆ Personal and social responsibility
- Sustainability of resources

1.5 FUNCTIONS

The functions of the Mamprugu Moagduri District are derived from the 1992 Constitution of the Republic of Ghana, in Article 240, where local government authorities (Metropolitan, Municipal, and District Assemblies — MMDAs) are task to Plan, Initiate, Co-ordinate, Manage and Execute policies in respect of all matters affecting the people within their areas. In view of that mandate, the Local Government Act, Act 936, 2016 defines the functions for the MMDAs as follows:

1. To exercise political and administrative authority in the district, provide guidance, give direction to, and supervise the other administrative authorities in the district.
To perform deliberative, legislative and executive functions.

To be responsible for the overall development of the district and shall ensure the preparation; (i) of development plans of the district; (ii) of the annual and medium-term budgets of the district related to its development plans.

2. To formulate and execute plans, programmes and strategies for the effective mobilisation of the resources necessary for the overall development of the district.
3. To promote and support productive activity and social development in the district and remove any obstacles to initiative and development.

To initiate programmes for the development of basic infrastructure and provide municipal works and services in the district.

4. To be responsible for the development, improvement and management of human settlements and the environment in the district.
5. To be responsible, in cooperation with the appropriate national and local security agencies, for the maintenance of security and public safety in the district.
6. To ensure ready access to Courts in the district for the promotion of justice.
7. To initiate, sponsor or carry out studies that are necessary for the performance of a function conferred by Act 462 or by any other enactment.
11. To perform any other functions provided for under any other legislation.

To take the steps and measures that are necessary and expedient to;

- (a) Execute approved development plans for the district
- (b) Guide, encourage and support sub-district local government bodies, public agencies and local communities to discharge their roles in the execution of approved development plans;
- (c) Initiate and encourage joint participation with any other persons or bodies to execute approved development plans;
- (d) Promote or encourage other persons or bodies to undertake projects under approved development plans; and
- (e) Monitor the execution of projects under approved development plans and assess and evaluate their impact on the people's development on the local, district and national economy.

12. To coordinate, integrate and harmonise the execution of programmes and projects under approved development plans for the district, any and other development programmes promoted or carried out by ministries, departments, public corporations and any other statutory bodies and non-governmental organizations in the district.

Finally, a District Assembly in the performance of its functions, is subject to the general guidance and direction of the President on matters of national policy, and shall act in co-operation with the appropriate public corporation, statutory body or non-governmental organizations.

1.6 ANALYSIS OF THE PERFORMANCE OF THE DISTRICT IN IMPLEMENTING PROGRAMMES AND PROJECTS UNDER THE THEMATIC AREAS OF THE “AN AGENDA FOR JOBS”: CREATING PROSPERITY AND EQUAL OPPORTUNITY FOR ALL (2018-2021)

The Four-Year Medium-Term Development Plan of the Mamprugu Moagduri District was developed to reflect the policy framework of the first “An Agenda for Jobs”: Creating Prosperity and Equal Opportunity for all which was the sixth in the series of national medium-term development policy frameworks prepared over the past two decades. The structure of the District Plan was based on the thematic areas of the “An Agenda for Jobs”: Creating Prosperity and Equal Opportunity for all which included the following:

- ✓ Economic Development
- ✓ Social Development
- ✓ Environment, Infrastructure and Human Settlements Development
- ✓ Human Development, Productivity and Employment
- ✓ Governance, Corruption and Public Accountability

The scope and direction of proposed interventions for implementation during the plan period were determined through the consideration of key development issues that reflect the development needs of the people. Table 1.1 provides assessment of performance of the district with regards to the implementation of planned activities from 2018 to 2020

Table 1.1 Assessment Performance of the District

INDICATOR PERFORMANCE REVIEW OF THE 2018-2021 MTDP						
Development dimension	Indicator	Baseline (2017)	2018-2021 Medium-term target	Development outcomes		
				Year	Data	
Economic Development	Average productivity of selected crops (mt/ha)					
	Maize	2	2.5	2020	2.6	
	Rice	2.6	3	2020	3.2	
	Sorghum	1.4	1.7	2020	0.82	
	Millet	1.3	1.5	2020	1.16	
	Soybean	1.8	2	2020	2.5	
	Cowpea	1.8	1.8	2020	2	
	Groundnuts	2.1	2.2	2020	2.54	
	Number of farmers adopting improved crops technologies	127	811	2020	452	
Number of farmers adopting improved livestock technologies	272	414	2020	393		

INDICATOR PERFORMANCE REVIEW OF THE 2018-2021 MTDP

Development dimension	Indicator	Baseline (2017)	2018-2021 Medium-term target	Development outcomes		
				Year	Data	
	Proportion of female farmers under PFJ	70	1,251	2020	929	
	Percentage of arable land under cultivation	15%	52%	2020	47%	
	Average income of small-scale food producers	HGc 500.00	GHc 2,420	2020	GHc 2,929	
	Proportion of agricultural land under cultivation	25%	65%	2020	50%	
	Agriculture Extension officer farmer ratio	1:4,026	1:1,098	2020	1:1,098	
Social Development	Maternal mortality ratio (Institutional)		125/100000LB	2020	0/100000LB	
	Neonatal mortality rate	NA	8/1000LB	2020	NA	
	Proportion of births attended by skilled health personnel (supervised delivery)		60.0%	2020	70.2%	
	Doctor pop. ratio	NA	1:7500	2020	NA	
	Prevalence of stunting		10	2020	0.4	
	Proportion U5 Underweight		3.0%	2020	1.0%	
	Malaria case fatality (Institutional)	NA	0.015/1000	2020	NA	
	Under 5 malaria case fatality rate 2018– 2020	NA	0.2%	2020	NA	
	HIV/AIDS prevalence rate (% of adult population, 15-49 yrs. HIV positive)	0%	-	2020	-	
	Hepatitis B incidents per 1000 of population	NA	NA	2020	NA	
	Per capita Out-Patient Department (OPD) attendance		1.0	2020	0.57	
		Net enrolment ratio			2020	
		▪ Kindergarten	48.2	60.0	2020	49.2
	▪ Primary	58.4	65.3	2020	60.0	

INDICATOR PERFORMANCE REVIEW OF THE 2018-2021 MTDP

Development dimension	Indicator	Baseline (2017)	2018-2021 Medium-term target	Development outcomes	
				Year	Data
	▪ JHS	47.0	58.2	2020	47.1
	▪ SHTS	28.0	49.4	2020	30.3
	Gender parity			2020	
	▪ Kindergarten	1:0.5	1:1	2020	1:66
	▪ Primary	0:90	1:1	2020	1:0.98
	▪ JHS	1:29	1:1	2020	1:835
	▪ SHS			2020	
	Completion rate (boys and girls)				
	▪ Kindergarten	47.5	60.0	2020	48
	▪ Primary	23.2	36.2	2020	25.4
	▪ JHS	14.6	20.5	2020	16.5
	▪ SHS	60.3	80.2	2020	80
	Pupil Teacher Ratio			2020	
	▪ Kindergarten	204	35	2020	80
	▪ Primary	52.1	40	2020	50
	▪ JHS	35.6	35.0	2020	65
	▪ SHS	16.3	16.0	2020	35
	BECE Pass rate			2020	
	▪ District	9.47	55	2020	13.21
	▪ Boys		55	2020	23.31
	Proportion of schools with access to electricity	6.9	82.0	2020	82.0
	Proportion of schools with access to safe drinking water	11.4	30.3	2020	11.4
	Proportion of schools with access to hand washing facilities	10%	100%	2020	95%
	Proportion of population with valid NHIS card			2020	
	▪ Male (M)	38%	80%	2020	65%
	▪ Female (F)	42%	90%	2020	68%
	▪ Pregnant women	64%	100%	2020	95%
	Proportion of population with access to basic drinking water sources				
	▪ District	42%	70%	2020	62%

INDICATOR PERFORMANCE REVIEW OF THE 2018-2021 MTDP

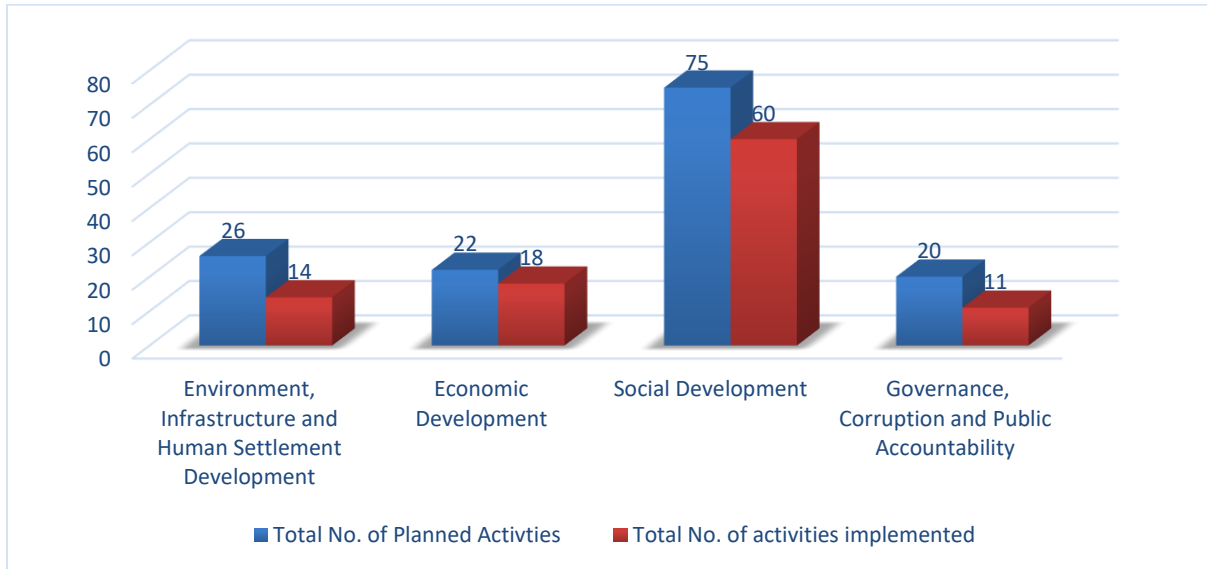
Development dimension	Indicator	Baseline (2017)	2018-2021 Medium-term target	Development outcomes	
				Year	Data
	<ul style="list-style-type: none"> ▪ Urban ▪ Rural 	42%	70%	2020	62%
	Proportion of population with access to improved sanitation services				
	<ul style="list-style-type: none"> ▪ District ▪ Urban ▪ Rural 	10%	40%	2020	30%
	Proportion of DA spending on sanitation	0.03	2.0	2020	0.08
Environment, Infrastructure and Human Settlement	Percentage of road network in good condition				
	<ul style="list-style-type: none"> ▪ Total ▪ Urban ▪ Feeder 	30%	70%	2020	47.5%
	Percentage of communities covered by electricity				
	<ul style="list-style-type: none"> ▪ District ▪ Rural ▪ Urban 	31%	57%	2020	80%
	Proportion of population affected by disasters	60%	30%	2020	95%
	Proportion of communities with access to telecommunication network	45.7	100	2020	72
	Percentage of Annual Action Plan implemented	70.2%	100%	2020	78.8%
	Proportion of electoral areas held by women in the Assembly	8.33%	30%	2020	0%
	Proportion of Sub-District structures which are functional	0.0	100	2020	0%

INDICATOR PERFORMANCE REVIEW OF THE 2018-2021 MTDP					
Development dimension	Indicator	Baseline (2017)	2018-2021 Medium-term target	Development outcomes	
				Year	Data
	Percentage of IGF to DA's budget	0.09%	5%	2020	1.6%
	Reported Cases of crime	5	0	2020	23
	Police citizen ratio	1:2,110	1:500	2020	1:2,259
Vulnerability Issues	Number of recorded cases for child abuses	5	0	2020	10
	Number of people reached with CP toolkits	600	1000	2020	850
	Number of PWD registered district wide	900	950	2020	1100
	Persons with disability supported	200	950	2020	500
	Number CP reported cases managed	10	5	2020	12
	Number of Leap Beneficiaries enrolled into NHIS, complementary services	50	550	2020	380
	Foster parents recruited	5	2	2020	10

Table 1.1 summarizes indicator performance of the District during the review period. Agriculture under the Economic Development performed very well. This was as a result of the Government initiative of Planting for Food and Jobs.

1.7 ANALYSIS OF THE IMPLEMENTATION OF ANNUAL ACTION PLANNED ACTIVITIES

FIG. 1 STATUS OF IMPLEMENTATION OF 2018 ANNUAL ACTION PLAN



From the figure above, total number of activities implemented includes both physical and non-physical projects that are either completed or on-going but not abandoned. This includes projects that were implemented or being implemented but were not captured in the Medium Term Development Plan (MTDP). Also, total number of planned activities refers to only activities that were captured in the MTDP.

FIG. 2 STATUS OF IMPLEMENTATION OF 2019 ANNUAL ACTION PLAN

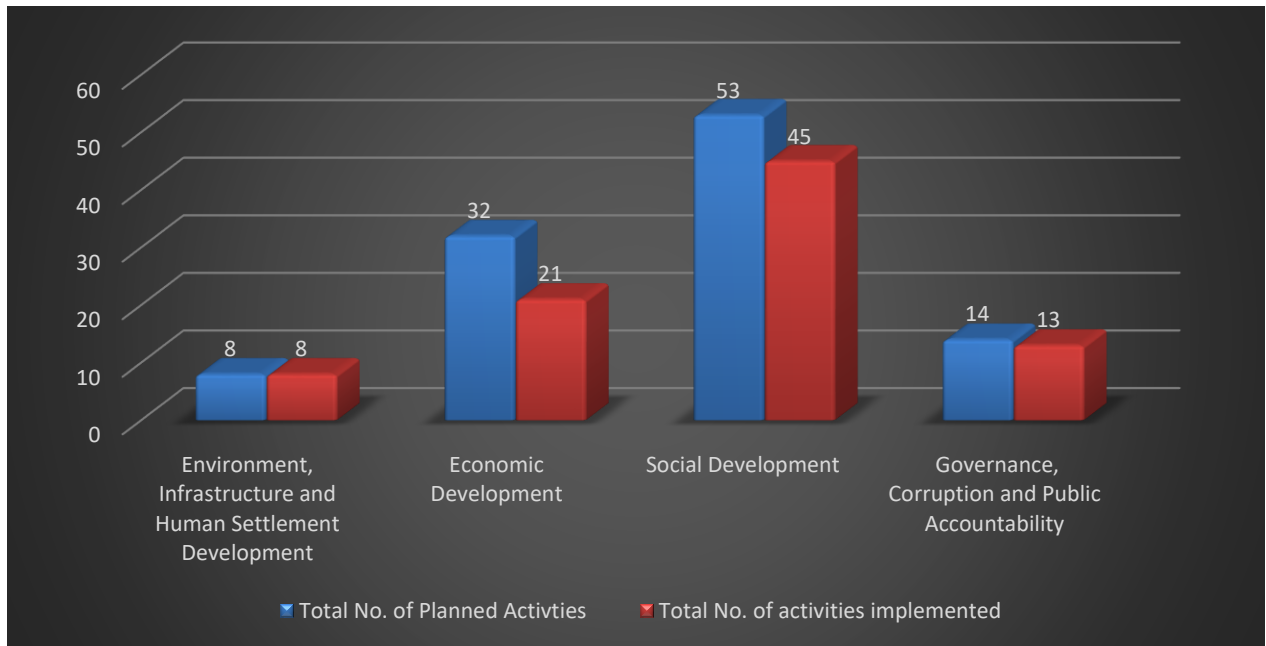


FIG. 3 STATUS OF IMPLEMENTATION OF 2020 ANNUAL ACTION PLAN

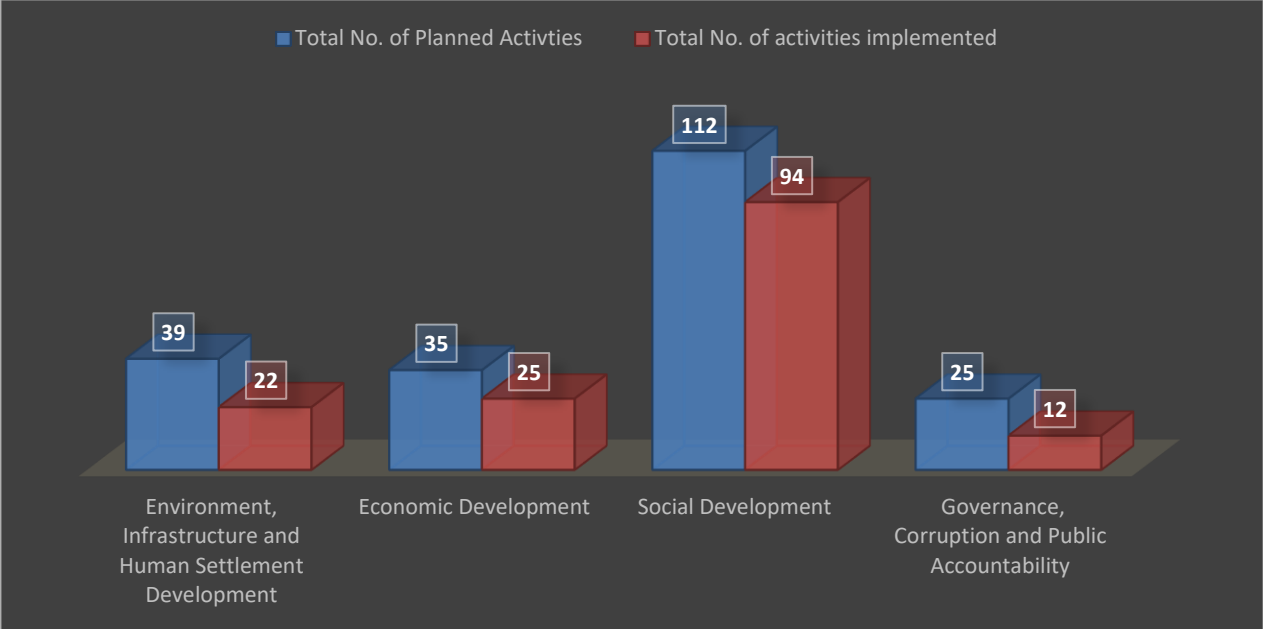
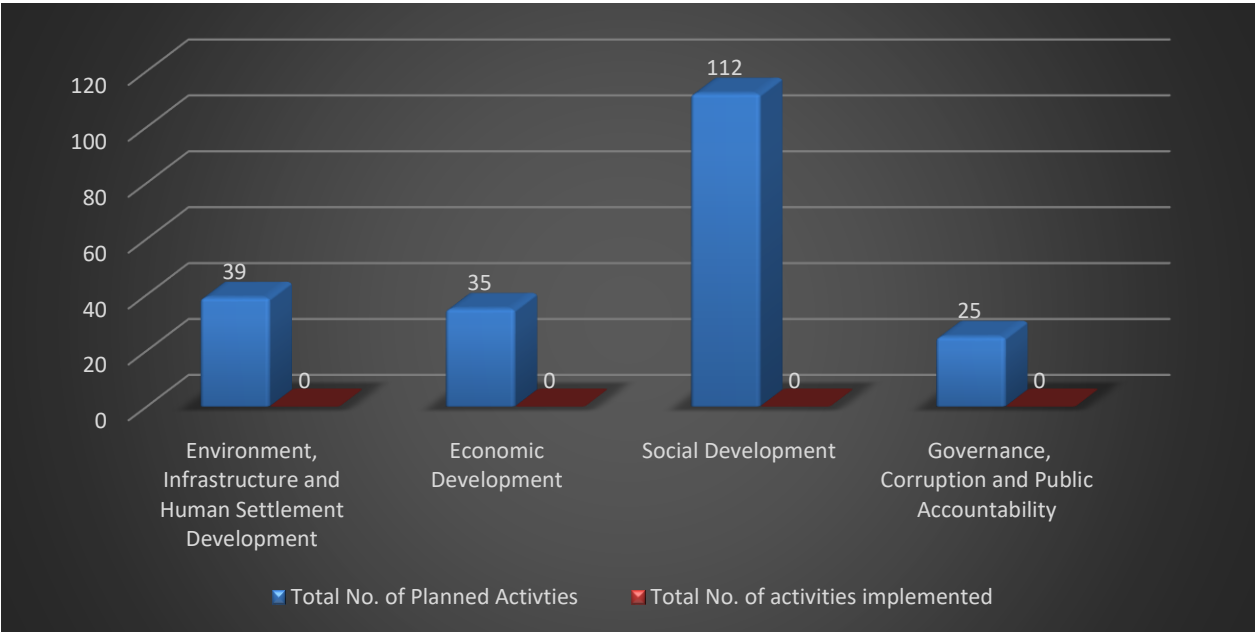


FIG. 4 STATUS OF IMPLEMENTATION OF 2021 ANNUAL ACTION PLAN



Figures 1- 4 provide analysis of implementation of programmes and projects under four thematic pillars of the “An Agenda for Jobs” Creating Prosperity and Equal Opportunity for all for the various years. The Social development thematic pillar recorded the highest level of implementation of activities compared to other thematic areas in 2018. Among all thematic pillars, Governance, corruption and Public Accountability recorded the least number of implemented activities within the period under review. Similar trend can be observed in the subsequent years.

1.8 KEY CHALLENGES ENCOUNTERED DURING THE IMPLEMENTATION OF THE DMTDP 2018-2021

The challenges that militated against the successful implementation of the DMTDP 2018-2021 are varied and numerous but the major ones were as follows:

1. Inadequacies and delays in the release of external funds.
2. Poor Coordination. There was poor co-ordination during plan implementation and that some projects and programmes were randomly selected and hence, did not give the expected outcomes.
3. Inadequate of participatory M&E. Monitoring of projects and programmes implementation was not enough participatory.
4. No Evaluation. No annual, mid-term or terminal evaluation activity was undertaken within the period of plan execution and after wards.
5. The outbreak of the novel covid-19 affected implementation of programmes and projects of the Assembly.
6. Poor supervision of project also affected quality of output particularly project execution leading to huge public outcry in the District.

1.9 LESSONS LEARNT FOR INPUTS INTO THE DMTDP (2022-2025)

Following the above challenges that confronted the Assembly during the implementation of the DMTDP 2018-2021, some lessons have been learnt which have been religiously considered in the implementation of the DMTDP 2022-2025. These lessons are presented as follows:

1. The implementation of the previous plan depended heavily on external funding and hence, the delay in these funding sources threw a heavy blow to the successful implementation of the plan. It is therefore imperative for appropriate strategies to be initiated to increase Internally Generated Funds (IGF) to finance a larger proportion of planned projects/activities in order to reduce the heavy dependence on external funding.
2. Regular engagement with the private sector will afford them the opportunity to appreciate the challenges of the Assembly and support it to implement the plan.
3. Regular performance review is vital to the achievement of set targets and hence, this Plan will be reviewed from time to time to ascertain progress and its relevance in achieving the development goals and objectives of the District.
4. The Assembly would push for private sector participation in project implementation, especially focusing the commitment on Corporate Social responsibility.

1.10 FINANCIAL PERFORMANCE (2018-2021)

The activities planned for implementation in the Medium –Term Plan (2018-2021) was financed from the main traditional sources of revenue namely; District Assembly Common Fund,

Government of Ghana (GoG), District Development Facility (DDF), Member of Parliament Common Fund (MPCF), Donor Support (DS) and the Internal Generated Funds (IGF). From the performance review, it became obvious that, the District Assemblies Common Fund (DACF) remained the major funding source for the developmental projects and programmes in the Municipality. Other funding sources which featured prominently include GoG, DDF, MPCF, DS and the IGF. Within the planned period, there were serious delays and inconsistencies in the releases of funds from Government of Ghana especially the DACF.

The total amount of money received by the District Assembly from 2018 – 2020 amounted to GH¢13,470,357.42 as against a total budget of GH¢19,320,637.16. Comparative analysis of the budget and actual figures from 2018-2020 represents 69.72% of expected funds to undertake developmental projects, social programmes, Compensation, Goods and services and others were received by the Assembly. Internally Generated Fund contributed about 2.86% (GH¢ 385,767.69) of the total revenue for the period under review.

The implication of this is that expenditure patterns are negatively affected as most development programme/projects cannot be executed and those that will be implemented may not be completed to meet the vision of the Municipal Assembly. It is important that adequate resources are mobilized in the next plan period (2022-2025) to implement if not all, most of the programmes/projects in the plan. The table below provides estimated cost of plan and total amount received of the Mamprugu Moagduri District Assembly

Table 1.2: All Sources of Financial Sources for the District

FINANCIAL PERFORMANCE (2018-2021)					
No	SOURCE OF FUNDS	TOTAL ESTIMATED COST OF PLAN	TOTAL AMOUNT RECEIVED	VARIANCE	REMARKS
1	GOG	3,474,498.86	3,442,978.44	31,520.42	Received below budgeted
2	IGF	363,018.80	385,767.69	- 22,748.89	Received above budgeted
3	DACF	11,305,108.32	6,132,654.32	5,172,454.00	Received below budgeted
4	DACF-RFG	2,796,646.80	1,803,630.79	993,016.01	Received below budgeted
5	MPs	743,990.31	1,067,952.11	-323,961.80	Received above budgeted
6	ABFA			-	
7	CRS			-	
8	UNICEF	35,000.00	35,000.00	-	Received as budgeted
9	GPSNP	198,630.83	198,630.83	-	Received as budgeted
10	USAID			-	
11	OTHERS	403,743.24	403,743.24	-	Received as budgeted
	TOTAL	19,320,637.16	13,470,357.42	5,850,279.74	

Source: Finance Unit and Budget

The late releases of major funding sources negatively impacted on the implementation of the 2018-2021 MTDP.

In addition, the Assembly's inability to achieve the revenue targets set for the Internally Generated fund (IGF) for some of the years within the planned period could be attributed to major challenges mentioned as follows:

1. None completion of Property Valuation in major Communities in the District
2. None early Printing of Property Rate and Businesses Operating permit for early distribution.
3. Limited availability of payment points at vantage places to ensure easy access to revenue collectors by rate payers.
4. Perceived mistrust between the key stakeholders and the Assemblies.
5. Inadequate human and logistical capacity.
6. Non-payment of property rates by some institutions.
7. Inadequate database for planning, budgeting and Accounting.
8. Limited enforcement of the Assembly's bye-law in prosecuting rate defaulters.

ANALYSIS OF CURRENT SECTOR DEVELOPMENT SITUATION AND PROFILE OF THE DISTRICT

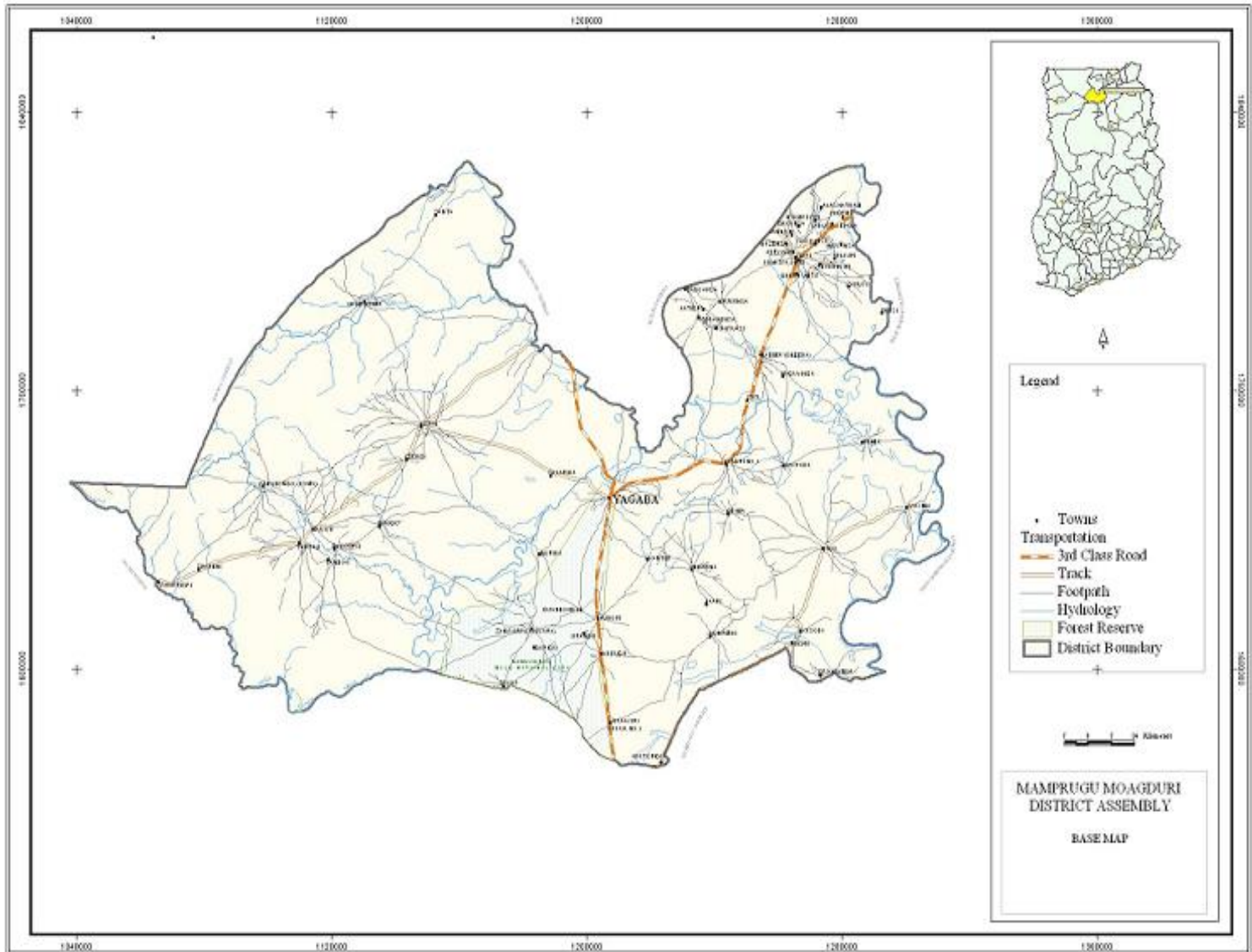
1.12: PHYSICAL AND NATURAL ENVIRONMENT

1.12.1: LOCATION AND SIZE

The district is located within longitudes 0°35'W and 1°45'W and Latitude 9°55'N and 10°35'N . It shares boundaries with six districts as follows; North Gonja District in the Savanna Region to the South, Kunbungu District in the Northern Region also to the south, Sisala East in the Upper West Region to the North-West, Wa East in the Upper West Region to the South-West, Builsa South in the Upper East Region to the North and West Mamprusi District to the East. It has a total land size of 2,121.31 sq kilometers.

The location of the district positioned it to benefit from essential service centers in the Five Northern Regions. This does not only provide relief for the woefully inadequate socioeconomic infrastructure in the district but also provides options for the inhabitants of the district to access some essential services which may be lacked in the district but can be found in either the surrounding districts or the regional capitals of the five regions.

Fig 1.1: DISTRICT MAP



1.12.2. CLIMATE AND VEGETATION

The district lies within the savannah climatic belt with single maxima rainfall regime. Average annual rainfall is between 1000mm and 1400mm. The rains occur between May and October. July to September is normally the peak period. Floods occur during the peak period after which there is a prolonged dry season from November to April. Temperatures are generally high all year round with the hottest month being March. Average Monthly Temperature is between 25.50°C and 36 °C. In the rainy season, there is high humidity and sunshine with heavy thunder storms. The dry season is characterized by dry harmattan winds from November to February and high sunshine from March to May. The natural vegetation is classified as Guinea Savannah Woodland, composed

of short trees of varying sizes and density, growing over a dispersed cover of perennial grasses and shrubs. Among these trees are shear trees which provide the opportunity for Shea butter extraction in the district.

It is worth noting that wood is the main fuel used in the district, accounting for 92.1 percent of fuel used (PHC, 2021). This is followed by charcoal (6.3%). This has far reaching implications for the forest and the environment as fuel wood and charcoal are all drawn from the forest stock. The situation is exacerbated by the emerging increasing craze for hard wood which is mainly meant for export. Hardwood is mainly harvested from the already small isolated fragmented forest areas within the district. This worrying development calls for appropriate strategies to help save the environment as the district is gradually losing its forest resources. This by extension may lead to the depletion of the biodiversity, climate change and other unwanted outcomes which has far reaching socio-economic implications for the poor and the disadvantaged especially peasant farmers within the district.

1.12.3 RELIEF AND DRAINAGE

The district geology is made up of Middle Voltaic rocks normally suitable for rural water supply. It is largely covered by a flat and undulating terrain. The most significant river in the district is the White Volta and its tributaries include Sissili and the Kulpawn rivers. Along the valleys of these rivers are large arable lands, good for the cultivation of rice and other cereals.

1.12.4 SOILS

Soils in the district are developed under the Savannah vegetation. The soils are quite rich in nutrients especially along the valleys. Alluvial soils are quite extensive around the valleys which are also suitable for rice production. The soils in the district support the cultivation of a variety of crops including maize, yam, millet, groundnut, cowpea, beans and vegetables. There is however, considerable soil erosion in the District due to bad farming practices and rampant burning of the bush.

1.12.5 WATER SECURITY

The United Nations Water (UN-Water) defines water security as the capacity of a population to safeguard sustainable access to adequate quantities of and acceptable quality water for sustaining livelihoods, human well-being, and socioeconomic development, for ensuring protection against water-borne pollution and water related disasters and for preserving ecosystems.

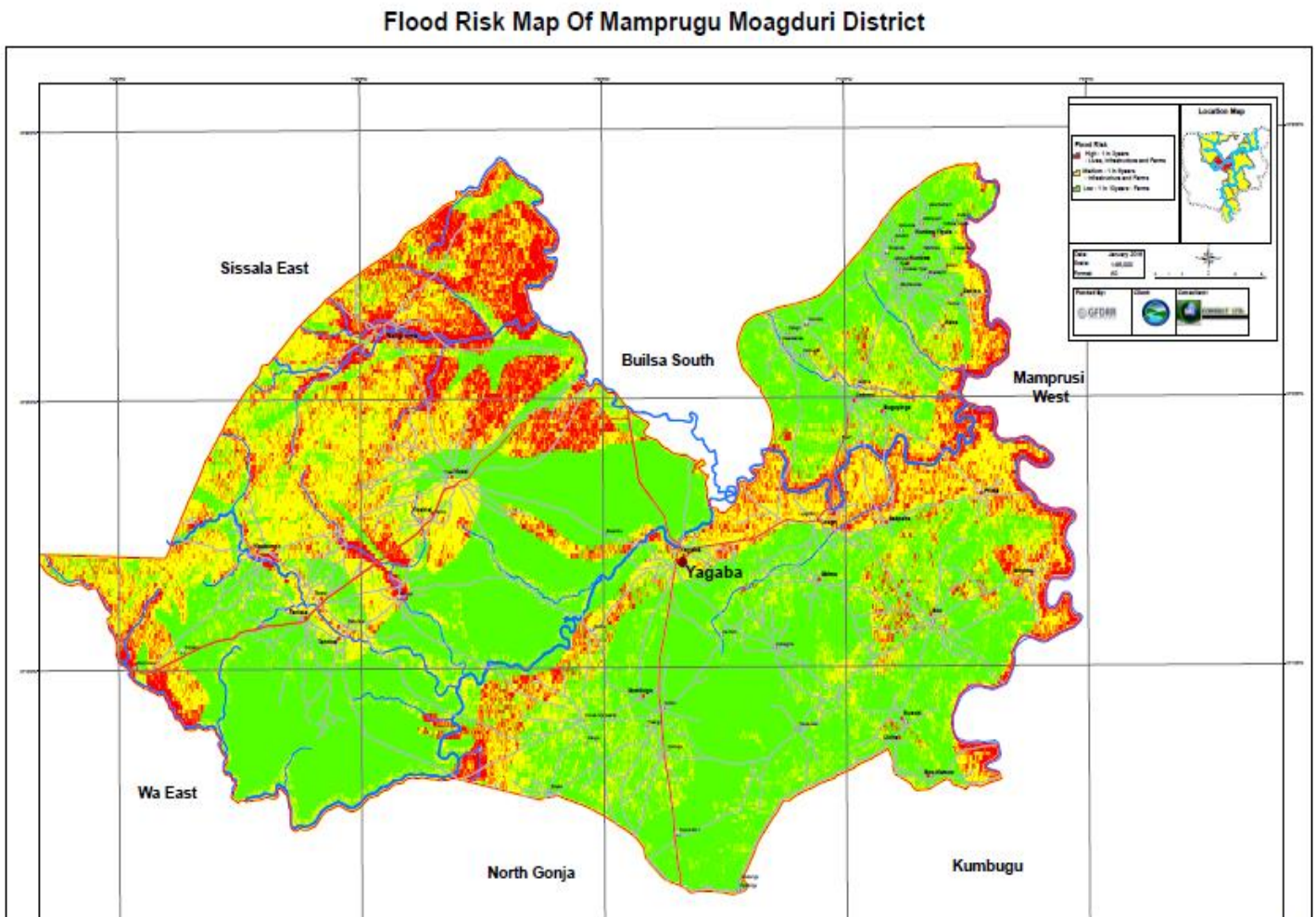
In the light of the above definition, the continued reliance on unsafe sources of water such as dams and dug outs by some communities in the district for drinking and other domestic chores poses

water security threat in the district. It is therefore very imperative to continue to implement strategies that will help leverage access to adequate and quality water for use by the people. Further, it is equally imperative to continue to implement sustainable water and land management programmes so as to ensure sustainable agricultural practices that promote the preservation of the biodiversity and reinforcement of the existing ecosystem.

1.12.6 NATURAL AND MANMADE DISASTERS

Disasters can take many different forms and can be caused by the activities of man or natural factors. Disasters can have devastating effect on lives and property. Natural disasters can be manifested in various forms including agricultural diseases and pest's infestation, damaging winds and drought, wild fires, floods as well as flash floods. On the other hand, disasters caused by human activities such as pollution of water bodies with chemicals has significant effect on communities. It is worth mentioning for policy emphasis that flood prone communities most of them along the river valleys have been mapped out for disaster risk assessment to ensure effective and efficient response measures. Further, effective community engagement strategy should be designed to deliver behavioral change communication to ensure disaster prevention. Fig 1.2 provides information on flood risk areas in the district

Fig 1.2: FLOOD RISK MAP



1.13 SPATIAL ANALYSIS OF SETTLEMENTS

The settlement pattern in the district is generally dispersed but with a few nucleated and linear patterns in the relatively bigger towns. Housing in the district is largely traditional huts built in the form of compound houses with a good number roofed with thatch and roofing sheets. The district capital and other few communities have buildings built with cement and roofed with aluminum sheets.

The functional hierarchy of settlements in the district positions Yagaba, the district capital as the potential highest ranked settlements among the 48 communities in the district. This is in terms of functional complexity and linkages relating to distribution of services and infrastructure. This is on account of the selection of Yagaba as the district capital, attracting facilities and economic infrastructure more than any other community in the district. As a result of this, Yagaba is gradually becoming the hub of commercial and industrial activities attracting a huge number of migrants and investors in search of existing opportunities. The district being about 100 percent rural, it is important to mention that there is no much disparity in terms of infrastructure among the communities in the district. The common feature that runs through the various communities is the woeful inadequate socio-economic infrastructure including roads, health facilities, educational infrastructure, water facilities, electricity, banks, police stations, post offices, telephones, tribunals, toilet facilities and the like. Table 1.4 and figures 1.3-1.5 depicts the spatial distribution of basic infrastructure, facilities and services in the district.

Table 1.4: District Scalogram

Settlement	Population in 2010	Community Library	Small town water System	Facility for the extension of	Agric Extension	Police post	Retail Shop	Dam/Dug out	Weekly Market	Telephone connectivity	Electricity	Com. Savings & Loan	Rural Bank	Health Centre	Clinic	CHPS Compound	Primary Schools	JHS	SHS/Voc. Sch	BH/Hand D. Well	No. of functions	Weighted Centrality Index	level	
Weight (W)	-	4	4	2	3	4	3	2	1	3	4	1	2	4	3	2	1	2	4	1				
YAGABA	2,836				18.9	400	8.4		12.5	30	25.2	3.0	200	80	150	22.2	2.7	11.8	200	2.4	15	1167	I	
LOAGRI NO.1	3,812		100		18.9		8.4		12.5		25.2				150		2.7	11.8		2.4	9	332	II	
KUNKUA	1,731		100		18.9		8.4		12.5	30	25.2	3.0		80		22.2	2.7	11.8		2.4	12	317	III	
KATIGRI	1,067				18.9		8.4				25.2	3.0				22.2		11.8	200	2.4	8	292	IV	
KPATARIGU	1,639		100					66.6		30	25.2	3.0					2.7	11.8		2.4	8	242	V	
YIZESI	4,376		100				8.4		12.5		25.2	3.0		80			2.7			2.4	8	234	VI	
JADEMA	1,284				18.9		8.4		12.5	30	25.2	3.0		80			2.7	11.8		2.4	10	195	VII	
YANAMOA	803				18.9		8.4	66.6		30	25.2	3.0				22.2	2.7	11.8		2.4	9	191	VIII	
KUBUGU	1,249				18.9		8.4	66.6			25.2	3.0				22.2	2.7	11.8		2.4	9	161	IX	
KUBORI	3,358						8.4		12.5		25.2	3.0		80			2.7	11.8		2.4	8	146	X	
GUNBONG	228				18.9		8.4			30	25.2	3.0								2.4	6	87.9	XI	
SOO	1,085				18.9		8.4		12.5			3.0				22.2	2.7	11.8		2.4	8	81.9	XII	
TANTALA	2,151						8.4				25.2					22.2	2.7	11.8		2.4	6	72.7	XIII	
GBIMA	593						8.4			30	25.2						2.7			2.4	5	68.7	XIV	
NANGURIMA	881						8.4				25.2	3.0				22.2	2.7			2.4	6	63.9	XV	
GORIBA	138				18.9		8.4			30							2.7			2.4	5	62.4	XVI	
ZANWARA	1,692				18.9		8.4		12.5			3.0					2.7	11.8		2.4	7	59.7	XVII	
BUGUYIGA	672				18.9		8.4				25.2						2.7			2.4	5	57.6	XVIII	
KIKAAYIRI	1,048						8.4				25.2	3.0					2.7	11.8		2.4	6	53.5	XIX	
YIKPABONGU	1,285						8.4					3.0				22.2	2.7	11.8		2.4	6	50.5	XX	
PRIMA	713				18.9		8.4					3.0					2.7	11.8		2.4	6	47.2	XXI	
KUBAGNA	556						8.4			30		3.0					2.7			2.4	5	46.5	XXII	
YIRANGU	1,128						8.4			30		3.0					2.7			2.4	5	46.5	XXIII	
SANTA	487						8.4				25.2	3.0					2.7			2.4	5	41.7	XXIV	
TUVUU	963				18.9		8.4					3.0					2.7			2.4	5	35.4	XXV	
GARIGU	313				18.9		8.4										2.7			2.4	4	32.4	XXVI	
ZUKPENI	1,073						8.4					3.0					2.7	11.8		2.4	5	28.3	XXVII	
JAARI	43				18.9							3.0								2.4	3	24.3	XXVIII	
SAKPABA	837											3.0					2.7	11.8		2.4	4	19.9	XXIX	
KUSOBI	280						8.4					3.0					2.7			2.4	4	16.5	XXX	
LITCHER	719						8.4					3.0					2.7			2.4	4	16.5		
WUNTUBRI	410						8.4					3.0					2.7			2.4	4	16.5		
MUUGU	538						8.4					3.0					2.7			2.4	4	16.5		
TANDO	343						8.4					3.0					2.7			2.4	4	16.5		
ZANLOO	223						8.4					3.0					2.7			2.4	4	16.5		
WUYIMA	787						8.4										2.7			2.4	3	13.5		
YIZEBISI	1,024						8.4										2.7			2.4	3	13.5		
DABOZESI	751						8.4										2.7			2.4	3	13.5		XXXI
SIISI	157						8.4					3.0								2	2	11.4		XXXII
SOO-NAMOA	148											3.0					2.7			2.4	3	8.1	XXXIII	
AABA	61											3.0								2.4	2	5.4	XXXIV	
Kantim	90											3.0								2.4	2	5.4		
KUABA	159																2.7			2.4	2	5.1	XXXV	

BIYORI	93																				0	0	XXXVI
N0. Of settlements = N			4		16	1	36	3	8	10	16	33	1	5	2	9	37	17	2	42	--	--	--
Centrality score (CS)= 100/N			25		6.3	100	2.8	33.3	12.5	10	6.3	3.0	100	20	50	11.1	2.7	5.9	50	2.4	--	--	--
Weighted CS = W x CS			100		18.9	400	8.4	66.6	12.5	30	25.2	3.0	200	80	150	22.2	2.7	11.8	200	2.4	--	--	--

FIG 1.3: BASELINE MAP FOR HEALTH FACILITIES

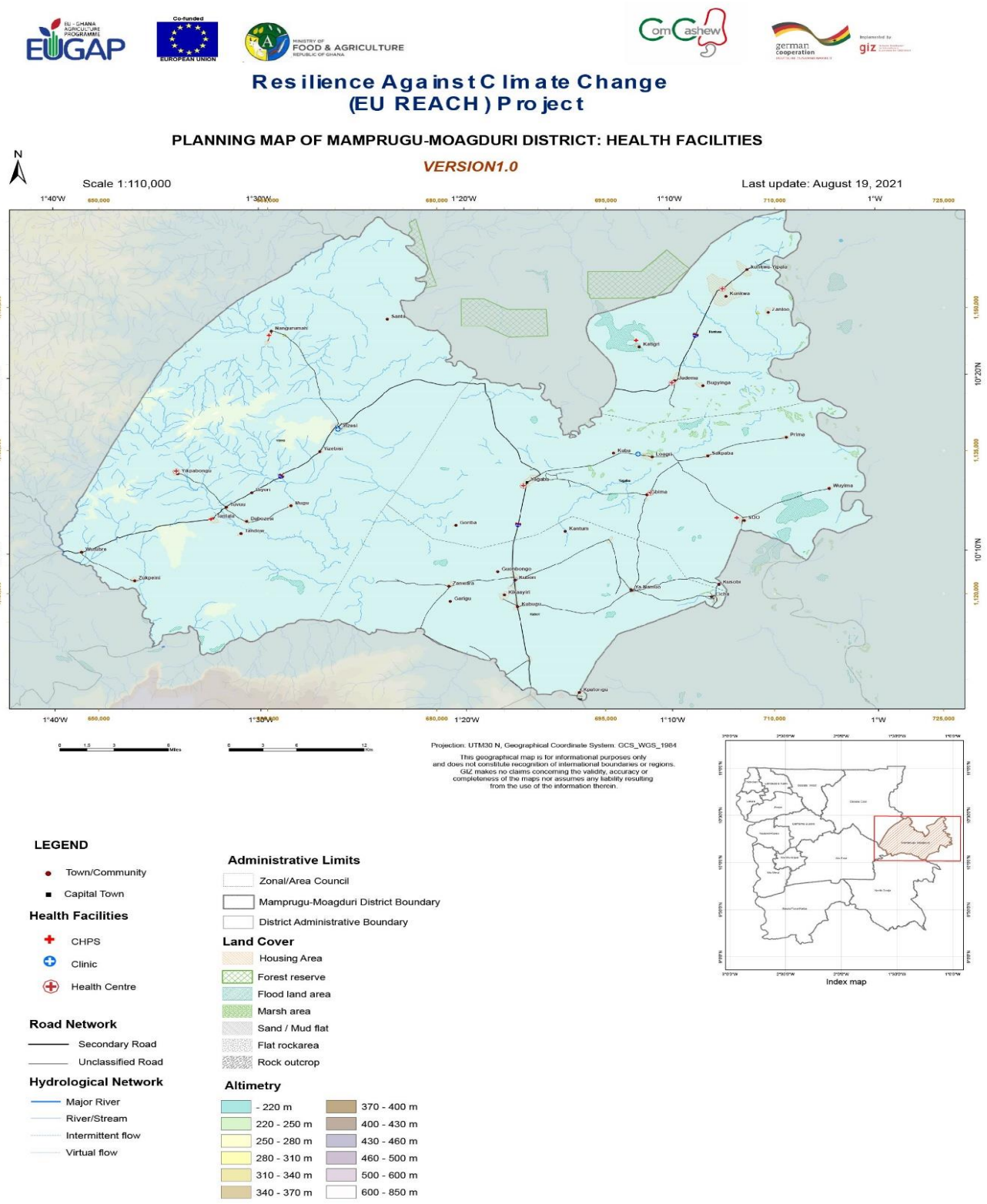


FIG 1.4: BASELINE MAP FOR EDUCATIONAL FACILITIES

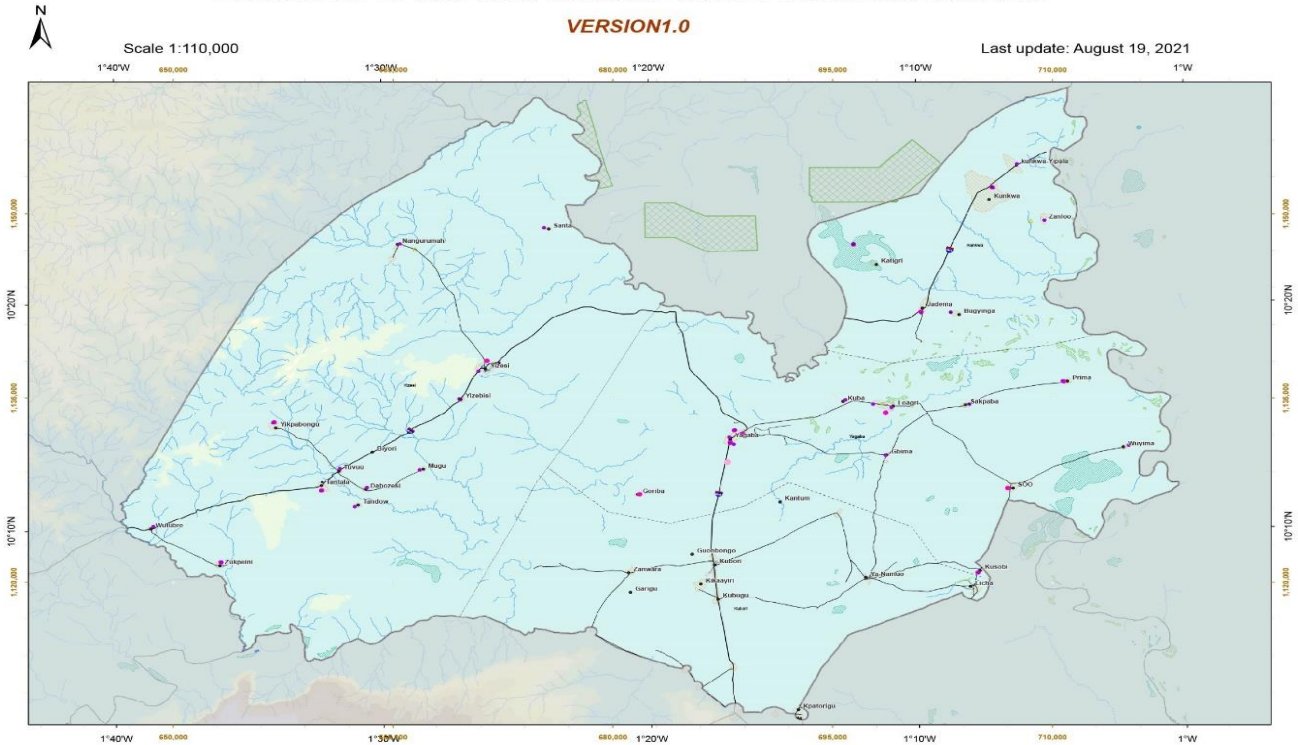


**Resilience Against Climate Change
(EU REACH) Project**

PLANNING MAP OF MAMPRUGU-MOAGDURI DISTRICT: EDUCATIONAL FACILITIES

VERSION 1.0

Last update: August 19, 2021



Projection: UTM30 N, Geographical Coordinate System: GCS_WGS_1984
 This geographical map is for informational purposes only and does not constitute recognition of international boundaries or regions. GIZ makes no claims concerning the validity, accuracy or completeness of the maps nor assumes any liability resulting from the use of the information therein.



LEGEND

- Town/Community
- Capital Town
- Educational Facilities**
 - Kindergarten
 - Primary School
 - Junior High School
 - Senior High School
 - Other School

- Road Network**
 - Secondary Road
 - Unclassified Road

- Hydrological Network**
 - Major River
 - River/Stream
 - Intermittent flow
 - Virtual flow

Administrative Limits

- Zonal/Area Council
- Mamprugu-Moagduri District Boundary
- District Administrative Boundary

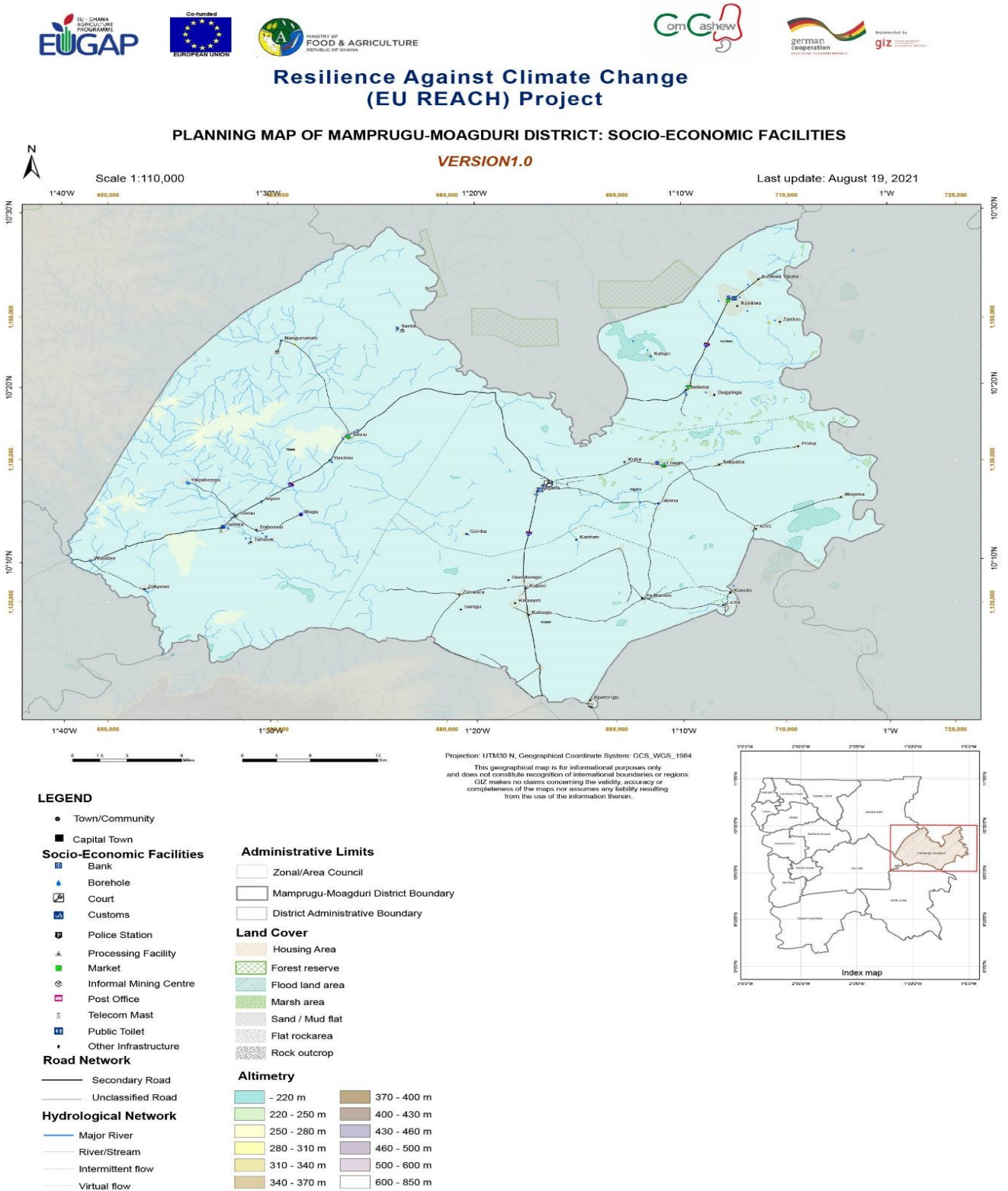
Land Cover

- Housing Area
- Forest reserve
- Flood land area
- Marsh area
- Sand / Mud flat
- Flat rock area
- Rock outcrop

Altimetry

- | | |
|---------------|---------------|
| ■ - 220 m | ■ 370 - 400 m |
| ■ 220 - 250 m | ■ 400 - 430 m |
| ■ 250 - 280 m | ■ 430 - 460 m |
| ■ 280 - 310 m | ■ 460 - 500 m |
| ■ 310 - 340 m | ■ 500 - 600 m |
| ■ 340 - 370 m | ■ 600 - 850 m |

FIG 1.5: BASELINE MAP FOR WATER FACILITIES



1.14 CULTURE

1.14.1 ETHNICITY AND TRADITIONAL POLITICAL ARRANGEMENT

The Mamprusi, Kantonsis, Komma and the Builsas are the major ethnic groups in the district. There are also Fulanis in the District, some of them are working as herdsmen for the indigenous people. The Typical political traditional arrangement includes the following: The Chief, the Wudana who is the linguist in the village and leader of the elders; the Kpandana (the elders of the Community and advisors to the chief), the Tindana (in charge of the gods in the Community/ Fetish priest), the Kanbonnaba (the Chief Warrior), the Nachinaa (the Youth Leader), the Mangazia (the Women's Leader), the Fongu Kpamma (the Sectional Heads).

There are three main traditional areas in the district. These are the Wungu Traditional Area, Soo Traditional Area and Wulugu Traditional Area. It is worth noting that some communities in the West Mamprusi district share paramouncies with these Traditional areas. All these traditional areas are answerable to the king of Mamprugu, the Nayiri.

The predominant religion in the area is Islam, the major festivals in the area are fire festival and Damba festival. The celebration of the Damba and fire festivals follows the Islamic calendar and it depends on which month the moon appears. The main aim for the Damba festival is to remember the birth and naming ceremony of the Holy Prophet Mohammed. It is therefore a twin festival namely, "Somo Damba" which is celebrated to commemorate the birth of the prophet and "Naa-Damba" is held to mark his naming ceremony. The appearance of the Damba month, "goori" marks the beginning of the festival. It is important to note that the festival is a time of unity amongst all the chieftaincy gates of mamprugu. All unsettled grudes in the gates are brought to the chief house for settlement. Broken marriages are reviewed and settled for the betterment of all. The fire festival (Bugum) on the other hand, is observed by the people to mark the landing of Prophet Noah's Ark after the flood. In recent times, the celebration of these festivals serves as a platform where local interests are publicized as the local elites have increasingly used them as political forums to project local interest while government representatives in their speeches to the festival durbars seek to bring government policy closer to the people.

1.14.2 RELIGIOUS AFFILIATION

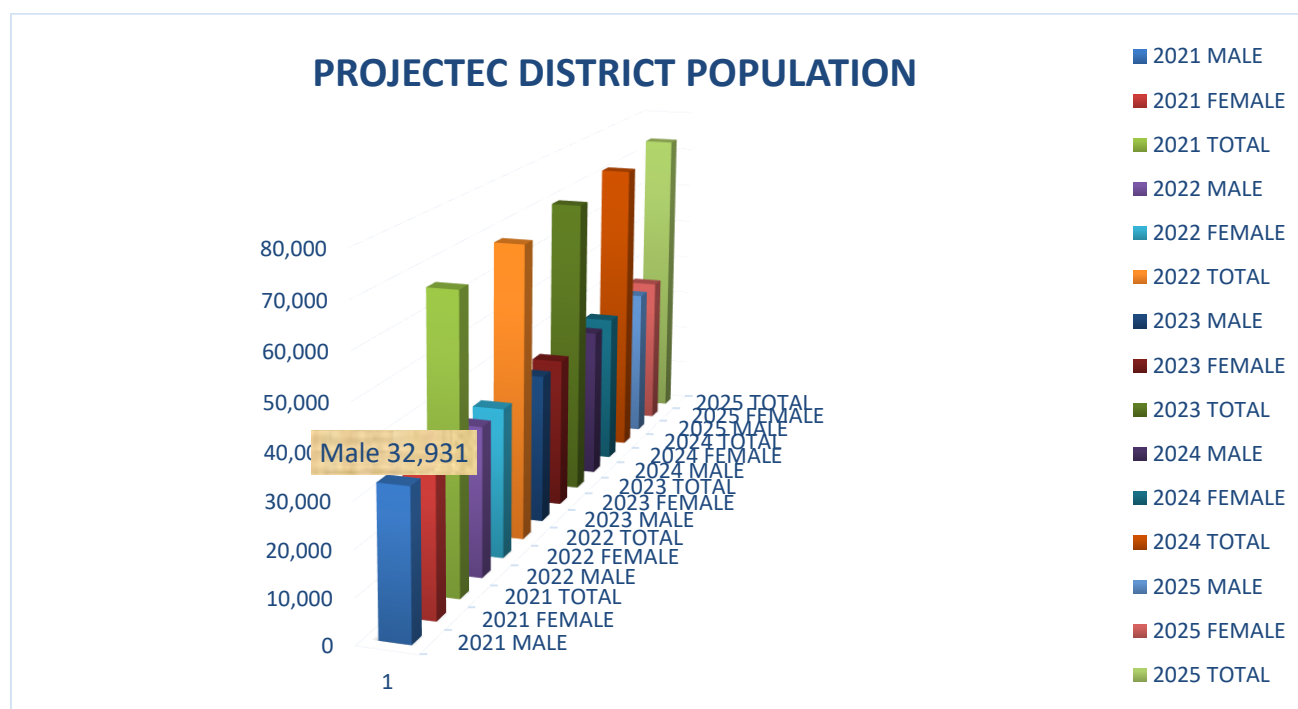
According to the 2021 PHC, Moslems constitute 80 percent of the district population, followed by Christianity (9.5%) and adherents of Traditional religion (9.4%). The Christian religion is further broken into Catholic (2.3%), Protestants (2.6%), Pentecostal (2.7%), and other Christians (1.9%). People belonging to other faiths either than those mentioned constitutes (0.1%) representing the least percentage in the district. People with no religion are (1.3%).

1.15 DEMOGRAPHIC CHARACTERISTICS

1.15.1 POPULATION SIZE AND DISTRIBUTION

The 2021 PHC puts the total population of the district at 66,181 comprising 32,931 males (49.76 %) and 33,250 females (50.24 %). In terms of rural urban distribution, the district has 99.9 percent of its in-habitants living in rural localities. This implies that the district is to a large extent a rural one. Fig 1.6 depicts projected population for 2021 to 2025. The district population growth rate which is about (2.5 %) is slightly higher than the regional growth rate of about (2.3 %).

Fig 1.6: Population Size and Distribution



Source: Ghana Statistical Service

1.15.2 SEX RATIO

The sex ratio is the ratio of males per 100 females. For all ages, the sex ratio of the district stands at 99.9 percent. This means that there are more females than males in the district. This follows the national and the regional patterns where the sex ratio for all ages stands at 95.2 and 98.4 respectively.

1.15.3 DEPENDENCY RATIO

This is the ratio of persons in the “dependent” ages (population under 15 years and 65 years and older) to those in the “economically productive” ages of 15-64 years. The dependency ratio for the district is 101.4. This ratio reveals that there are about 101 persons in the dependent ages for every 100 persons in the working age. The dependency ratio for the district is higher than both the national and regional averages which stand at 75.6 and 96.8 percent respectively. These figures suggest a large proportion of children and the aged in the district. Dependency among the male population is relatively higher (109.7) than among the female population (93.6). This follows the national and the regional trends where dependency ratios for males are higher than those of females

Fig1.7 Age-Sex Structure

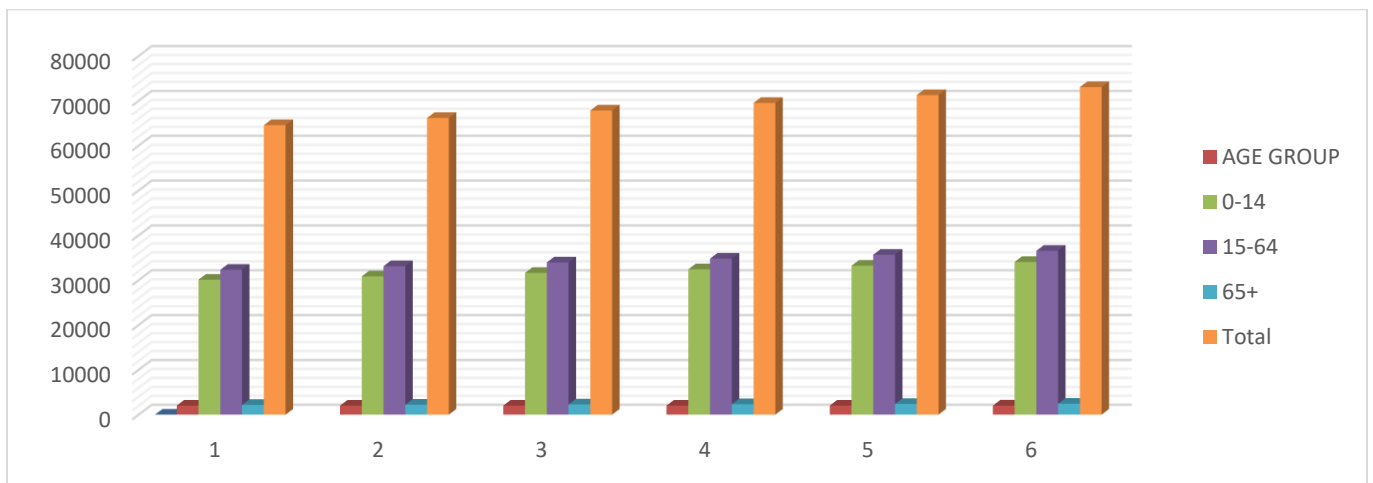
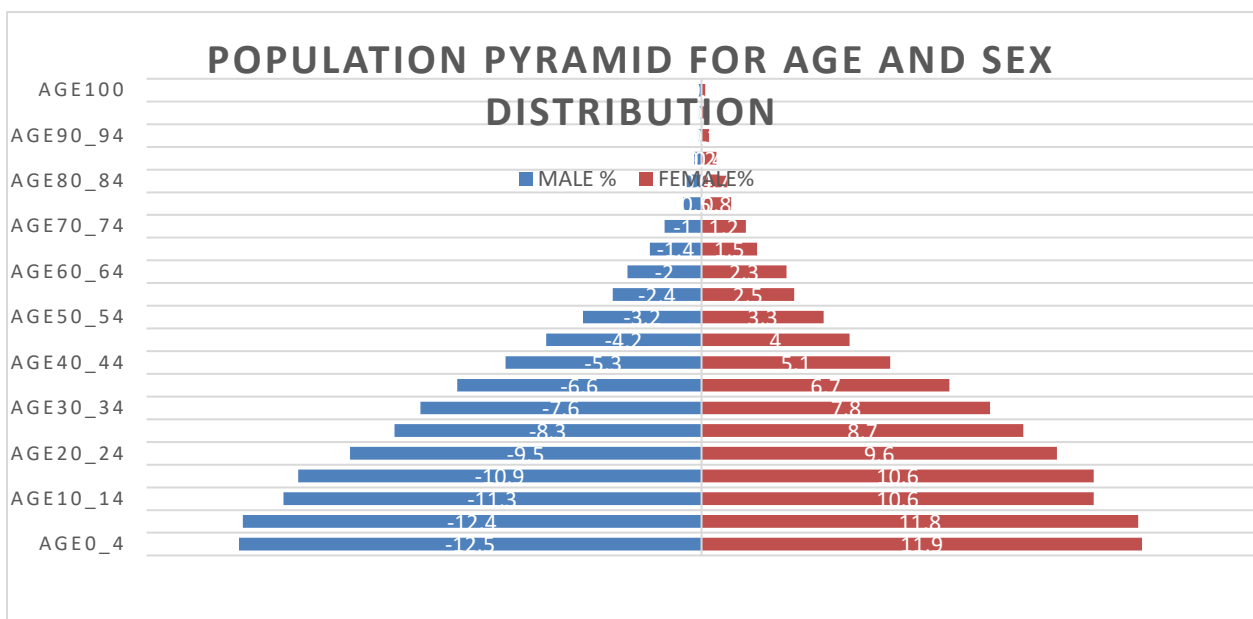


Figure 1.8: Population pyramid by age and sex



1.15.4 MIGRATION, FERTILITY AND MORTALITY.

Fertility, mortality and migration are principal determinants of population growth at a particular point in time. The composition of the population is important for development planning and policy formulation at all levels (national, regional, district and locality) of governance.

1.15.5 FERTILITY

The 2021 PHC put the Total Fertility Rate (TFR), General Fertility rate (GFR) and Crude Birth Rate (CBR) of the district at 3.4, 100.1, and 22.8 respectively. TFR is defined as the average number of children that would be born to a woman by the time she completes childbearing if she were to experience the prevailing age-specific fertility rate. GFR indicates births relative to the number of women in the reproductive age. The age structure of the district influences the GFR of the district.

The CBR on the other hand is the simplest and most frequently used measure of fertility. It is crude and always expressed per 1000 population. It is crude because it includes all ages and both sexes in the estimation.

1.15.6 MORTALITY

The total household deaths in the district stand at 277 (2021 PHC). This provides 5.9 crude death rate in the district. Analysis of causes of deaths in the district indicates that accidents, violence, homicide or suicide accounts for 6.1 percent of total deaths in the district. Pregnancy accounts for 3.2 percent which is relatively higher than both the national (1.9%) and the regional (2.2%) percentages. This could be attributed to the inadequate health professionals and infrastructure in the district. Other causes of death in the district accounts for about 94 percent of total deaths in the district. Death among children under five is high. This could be attributed to inadequate health delivery especially postnatal services in the district. Death among male children under five in the district is higher than that of female children. For all ages, males die more than females.

1.15.7 HOUSEHOLD-HEADSHIP AND COMPOSITION

The district has a total household population of 45,160 with 5, 214 headships out of which 22 percent and 11 percent are headed by males and females respectively. This implies that male household headship is relatively higher than the female household headship in the district. This is similar to the national as well as the regional trends. The household headship in the district implies that males control more resources than females in the district.

1.16.0 DISTRICT ECONOMY

The 2021 PHC put the total employed population, 15 years and older of the district at 40.7 percent with majority in the Agric and fishing industry (93.5%). The sector distribution of employment in the district indicates that the private informal sector provides employment for about 98 percent of the district population, 15 years and older. Among the employed in the district, there are more males (80.4%) than females (70.4%). The most economically active age group in the district is within the age group of 25-29 years.

1.16.1 AGRICULTURE

Agriculture is the mainstay of the district as majority of the people are engage in agriculture. Out of 5,214 households in the district, about 97 percent are engaged in agriculture with majority (98.6%) into crop farming while the least (1.1%) are into fish farming (PHG 2021). Livestock rearing constitutes the second largest (75.1%) agricultural activity in the district with a total livestock population of 153, 297 animals.

Along the river valleys of the White Volta are large stretches of arable land, good for cultivation of rice and cereals on a commercial scale. This presents opportunities to do dry season farming. Crops such as millet, beans, maize, rice and groundnuts are cultivated throughout the district. Sheanut is harvested from the shea tree which grows wildly in the district for shea butter processing. The vast land in the district also provides the opportunity for increased livestock production in the district.

1.16.2 MANUFACTURING AND PROCESSING

The Manufacturing industry constitutes the second largest industry (2.4%) in the district. This indicates a whopping gap compared with Agric as the main activity in the district. Manufacturing and processing activities in th

e district is very low. However, in terms of agricultural processing, sheanut, groundnut and dawadawa processing are the main activities in the district. The processing is mostly undertaken by women groups in the district.

1.16.3 SERVICES

The service sector is the least developing sector in the district. Hotel, restaurant, hairdressing, banking, chemical stores, supermarkets, repair shops (mechanics), communication centers, and other essential basic services are inexistent in the district. This explains why most critical professionals such as teachers, nurses, mid wives and the like are not attracted to the district.

1.17 SECURITY IN THE DISTRICT

The significance of human security to development is something that cannot be over-emphasized. Human security is multi sectorial and threats to human security come from a broad range of sources including economic, political, environmental, health, food, community and personal.

◆ **Economic Security**

Persistent poverty and un-employment are threats to economic security. The high level of poverty and the increasing rate of un-employment especially among the youth constitute a major security concern in the district. Implementation of Employment generation and poverty reduction policies are therefore very critical in the plan period. Over the years, 199 young men and men were employed under the various models of the Youth Enterprise Agency and the Nation Builders Core. Further, the implementation of the government flagship programmes which are christened “One dam one village” and “One district one factory” in the district will go a long way to sustain economic security as majority of the youth are engaged in the programme

◆ **Political Security**

According to (UNDP, 1994) Political security refers to the absence of political repression and human rights abuses. This implies that existence of political repression and human right abuses constitute a threat to political security in the district. Though political insecurity is not much an issue in the district, however, there is the need to foster the existing political security by encouraging participatory, transparent and accountable governance and providing the needed environment to protect the human rights of the people. To help maintain the existing political security in the district, it is extremely important to mainstream accountability issues in the development decision making process by coming out with a strategic action plan for popular participation in the district.

◆ **Environmental Security**

Environmental degradation, resource depletion, climate change, natural disasters, droughts, floods and pollution are the major sources of environmental insecurity. The persistent cutting down of trees and the gradual manifestation of climate change in the district calls for concern as long as the environmental security of the district is concerned. It is worth noting that wood is the main fuel used in the district, accounting for 97.1 percent of fuel used (PHC, 2021). This is followed by charcoal (1.3%). This has far reached implications for the forest and the environment as fuel wood and charcoal are all drawn from the forest stock. The situation is worsened by the emerging craze for hard wood which is mainly meant for export. Hardwood is mainly harvested from the already small isolated fragmented forest areas within the district. This worrying development which raises environmental insecurity concerns calls for appropriate strategies to help save the environment as the district is gradually losing its forest resources.

◆ **Health Security**

Deadly infectious diseases, unsafe food, malnutrition, and lack of access to basic healthcare are the major sources of health insecurity. Health insecurity is a major development concern in the district. Majority of the inhabitants of the district do not have access to basic health care. Both health facilities and some key health professionals are woefully inadequate. This makes disease control and prevention very difficult. With a projected population of about 55,000 people, the Mamprugu Moagduri district has no hospital to take care of the health needs of the people. The district has been delivering health services through CHPS compounds and health centers which provide very limited health services. The need for the construction of a district hospital in the district capital, Yagaba is something that cannot be over emphasized.

◆ **Food Security**

Hunger and famine constitute food insecurity. Availability of food for household consumption is therefore a critical determinant of food security in the district. The gradual depletion of the forest in the district through chain saw activities and the manifestation of climate change led to distortion in the rain fall pattern which can lead to low Agricultural productivity and calls for urgent steps to avert the impact of climate change especially on the poor peasant farmers who are usually the hardest hit.

◆ **Community Security**

Community security is very vital for the socioeconomic development of every society. Inter-ethnic, intra-ethnic, chieftaincy, religious and other identity-based tensions are the major sources of Community insecurity. Human security in some parts of the region is not guaranteed on account of ethnic and chieftaincy conflicts. However, the district is an exception when it comes to community security. Ethnic, chieftaincy and religious conflicts rarely occur in the district, hence a great potential for the development of communities in the district.

◆ **Personal security**

Personal security is a component of human security. Physical violence, crime, terrorism, domestic violence and human trafficking are the major sources of threat to personal security. The attack by the Fulani herd's men and the occasional robbery along the Yagaba-Walewale, Yizesi- Nangurmah and Yagaba- Fumbisi roads constitute a major challenge to personal security in the district. The establishment of a district police post and the provision of staff accommodation in the district capital as well as the provision of patrol services in designated routes will go a long way to foster personal security in the district.

1.18.0 GOVERNANCE

1.18.1 STRUCTURE AND ORGANIZATION

The structure of a District Assembly is made up of the General Assembly, the Executive Committee and Sub-committees as well as the Coordinating Directorate and the Decentralized Departments of the District Assembly (ILGS, 2008).

1.18.2 THE GENERAL ASSEMBLY

The Assembly is the highest decision-making body of the district. They perform deliberative, legislative and executive functions and these functions are performed under the leadership of the Presiding Member. The membership of the Assembly is as follows:

- Twelve (12) elected; one from each of the twelve (12) electoral areas
- Five (5) Government Appointees
- One (1) Member of Parliament
- District chief executive
- Male/ Female Ratio: 17:2

The total membership of the Assembly is therefore nineteen (19).

1.18.3 COMMITTEES OF DISTRICT ASSEMBLIES

In the performance of its functions, the DA works through the Executive Committee and its subsidiary committees of development planning, social services, works, finance and administration, justice and security and others. The respective functions of these committees can be found in the respective sub-committee files which are kept in the registry.

1.18.4 AREA COUNCILS

The District has four (4) Area Councils, namely Yagaba, Kunkua, Yizesi and Kubori. These councils perform functions assigned to them by the instruments setting them up. These functions include record keeping of ratable persons and properties, assist in revenue mobilization as well as mobilizing communities to participate in decision making in the respective Areas.

1.18.5 THE COORDINATING DIRECTORATE OF THE DISTRICT ASSEMBLY

As spelt out in the Local Government Service Act of 2003 (Act 656), the office of the coordinating directorate is the administrative and technical unit of the District Assembly. The office is headed by the District Coordinating Director and it is responsible for assisting the Assembly in the performance of its duties such as Coordinating and harmonizing the work programmes of the decentralized departments of the Assembly.

1.18.6 DECENTRALIZED DEPARTMENTS OF THE DISTRICT ASSEMBLY

The Local Government Act 2232 of 2016 establishes 16 departments of Metropolitan Assemblies, 13 departments of Municipal Assemblies and 11 departments of District Assembly. However, the Mamprugu Moagduri District has the following departments

1. Finance Department
2. Works Department
3. Education Youth and Sports Department
4. Central Administration Department
5. Department of Community Development and Social Welfare
6. Disaster Prevention Department
7. Agric Department
8. Health Department
9. Physical Planning Department
10. Human Resource Department

The absence of Industry and Trade department, Natural resource conservation department as well as forestry and wild life department presents some challenges as long as the development of the district is concern.

1.19 ROLE OF THE SUB-DISTRICT STRUCTURES IN THE PLANNING PROCESS

One important feature of decentralized planning and budgeting system especially at the district level is the promotion of a participatory approach to the preparation and implementation of district development plans. It is therefore, against this background that the development planning system in Ghana recognizes community participation as an essential and integral part of effective development planning. Sub-districts such as Area Councils and Unit committees therefore provide

the lowest possible level at which all persons within the country can play part in decision making and development planning process which directly or indirectly affect them.

In pursuant to this, all the four Area councils in the district were instrumental in the various stages and processes that were employed in the development of the district medium term plan. Representatives of the Area Councils were involved in the data collection process especially in the community needs assessment and public hearings. The involvement of a wide spectrum of stakeholders including community members, civil society organizations, non-governmental organizations, CBOs, traditional Authorities, educational and health professionals, agric extension officers, private sector/business community and other recognized bodies to a large extent enriched the planning process.

1.20. CURRENT SECTOR DEVELOPMENT SITUATION

1.20.1 EDUCATION

Education service delivery and infrastructure provision remains a critical input to the development of the human resource based of the district. Improvement in education has been a priority in the District with much attention and commitment given to it. The District has 1 Senior High/Technical School, 24 Junior High Schools, 49 Primary Schools and 35 Pre-schools.

Inadequate school infrastructure is negatively affecting quality teaching and learning in the Municipality. There are some schools with deplorable infrastructure conditions that need both major and minor repairs. More basic schools need to be established to improve on the accessibility for both girls and boys especially in rural areas of the District.

The Universal Basic Education also contributed immensely to the expansion of access to basic school education in the district. However, many children in the remote communities are still not in school. Further, school dropout among female students due to teenage pregnancy is on the rise.

1.20.2 HEALTH

Policy decisions under the health sector was informed by a number of key development issues including inadequate access to quality healthcare as a result of absence of critical health staff and inadequate health infrastructure including absence of satellite office for the National Health Insurance Authority to provide health insurance registration and its allied services

The **District has no Hospital** but has a number of health facilities which is averagely inadequate to meet the health needs of the people. The distribution of health facilities in the District is as follows; Five (5) health centers, Seven (7) CHIPS with compounds and six (8) CHPS without compounds.

The staff strength of workers in the District is not encouraging. The mix is inappropriate as critical staff like a Doctor, Physician Assistants, Midwives, Pharmacy Technicians, Laboratory Technicians midwives and staff nurses are woefully inadequate. However, the general health infrastructure status in the district still remains undesirably

1.20.2.1: Access to Health Services

Increase in access to healthcare delivery is one of the key policy objectives that the Assembly adopted from the Human Resource Development thematic pillar of the Agenda for Jobs. There has been a remarkable increase in access to health care in the District. However, geographical access to health care delivery still remains a challenge especially at Tantala, Yikpabongo, and Soo CHPS zone as inhabitants of these communities have to travel beyond 5km to access healthcare at the said facilities. The situation becomes worst during rainy season as some communities are cut off by flood.

1.20.2: Food and Nutrition

Malnutrition is one of the leading causes of morbidity and mortality in most developing countries including Ghana. Under nutrition during a child's formative ages (0-24 months) reduces a person's immune system thereby making him susceptible to other diseases and illnesses. It impairs the development of a child's cognitive abilities, educational performance and eventually reduces his productivity as a working adult. The Ghana Cost of Hunger Study (AUC, 2016) estimates the annual cost of child under-nutrition and its socio-economic impacts on health, education and productivity at GH¢4.6 billion or 6.4 percent of GDP. The percentage of children with underweight growth rate has seen a remarkable declined from 5.6% in 2017 to 1.7% in 2018, 1.3% in 2019 and 1.3 in 2020. This is as a result of targeted health education and counseling of care givers.

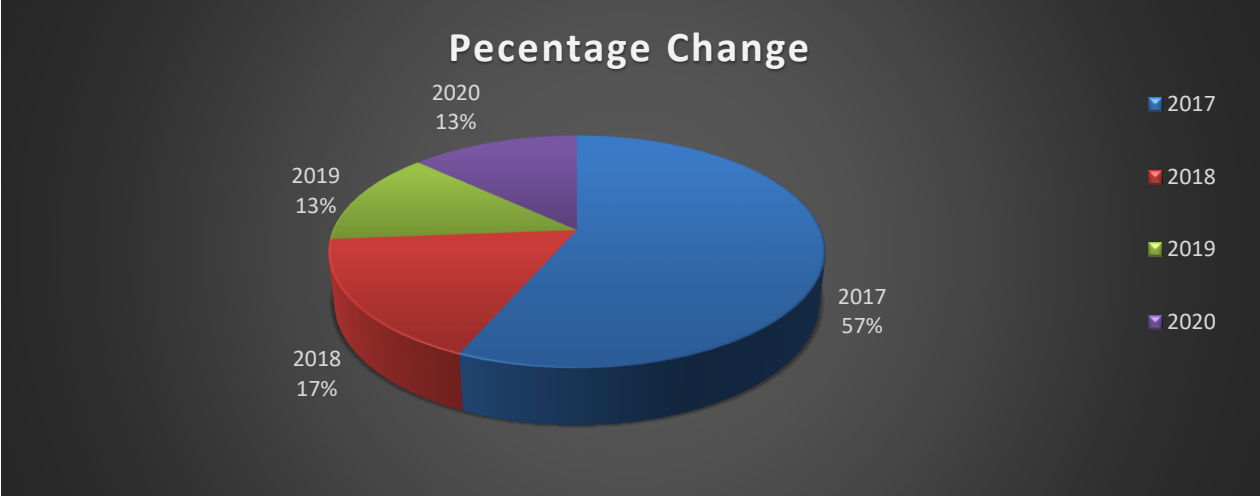
◆ UNDERWEIGHT

The Proportion of children 0-59 months with weight-for-age is < -2 standard deviations (SD). This indicator measures children's growth adequacy with weight as a proxy. Evidence has shown that the mortality risk of children who are even mildly underweight is decreased, and severely underweight children are at even reducing risk.

Underweight is a reflection of poor infant feeding support and it is caused by other factors (disease) both at the facility and within the community, leading to the poor infant feeding practices. This indicator is a measure of the general health status of the population and the performance of the child health programs.

Below shows the prevalence underweight in the district by annual, with 2017 as the baseline haven the highest (5.6%) underweight recorded and 2019 and 2020 recording 1.3% each.

Fig: 1.9 Percentage Change in prevalence underweight



Source; District Health Directorate

◆ **STUNTING**

This is the Proportion of children 0-59 months with Length/height-for-age < -2 standard deviations (SD). The best data source is survey data that covers greater portion of the children (0-59 months in, the communities as well as the district at large. This data, is not a true reflection of stunting prevalence of the district, because only few children were reached during the routine services. Stunted Children suffer from growth retardation as a result of poor diets or recurrent infections which tend to be at greater risk of illness and death. Stunting is the result of long-term nutritional deprivation with learning difficulties and non -productivity later in adult life. The table below, show the routine service data on stunting collected. However, 2020 seems to show high stunting prevalence of 0.5%, 0.05% in 2019 and with no data for 2018.

YEAR	%
2020	0.5 (25)
2019	0.05(2)
2018	NO DATA

◆ **WASTING**

It is the Proportion of children (0-59) with weight -for-height < -2 Standard Deviations (SD) reference to WHO Z scores. It indicates recent and severe weight loss. It occurs when there is inadequate food intake both quantity and quality or frequent prolong illness and it is associated with high risk of death if not treated promptly and on time. Wasting in children is a symptom of acute under nutrition, usually as a consequence of insufficient food intake or a high incidence of infectious diseases, Wasting data is not collected routinely but through surveys. Base on this, we can associate the district wasting prevalence with the larger North-East Region.

1.21. WATER AND SANITATION

◆ **Main Source of Water of Dwelling Units**

Our survey of the District indicates that bore-hole /pump/tube well constitute the main source of water for households in the district. About 48 percent of households depend on this source for water. This is followed by unprotected wells (23.9%). The other significant sources include protected well (9.4%), pipe-borne outside dwelling (9.5%), dug out/pond/lake dam or canal (3.2%), and protected well (9.4%).

◆ **Bathing and toilet facilities used by household**

The District survey further shows toilet and bathing facilities used by households in the district. Out of a total Household population of 5, 214 in the district, about 87 percent use bush or open field for toilet. This is relatively higher than the national (19.3%) and the regional (72.6%) percentages. Households who use KVIP and Pit latrine constitute 7.4 and 3.4 percent respectively. The other uncommon practices include bucket/pan (0.1%), WC (0.2%), public toilet (0.2%) and others (2.1%).

For the usage of bathing facilities in the district, about 42.4 percent of the total household population share separate bathroom in the same house. Households who own bathrooms for their exclusive use are 21.1 percent. About 7 and 17 percent of households use private open cubicle and shared cubicles respectively for bathing. About 10 percent of the total household population use open space around for bathing. Others households who rely on river/lake or dam and other sources constitute 0.7 and 0.0 respectively.

◆ **Method of Waste Disposal**

Another issue worthy of note is the liquid waste disposal methods in the district. Disposal onto the street or outside is the commonest in the district (67.8%). This is followed by thrown onto compound method (20.5%). Other methods such as thrown onto gutter (5.4%) and others (0.5%) are relatively less practiced by households in the district. The waste disposal situation in the district raises serious environmental concerns. The current practice suggests non availability of waste collection bins and containers in the district. There is therefore an urgent need for the provision of this infrastructure to help the situation. The situation further calls for environmental education geared towards changing people's attitude towards indiscriminate disposal of waste.

1.22. INFORMATION COMMUNICATION TECHNOLOGY (ICT)

Information Communication Technology (ICT) plays an important role in the economy of every nation and is widely recognized as a key instrument for the socio-economic and political transformation of developing nations.

◆ **Ownership of Mobile Phones**

Mobile phones have become one of the major communication tools for disseminating information and transacting business in the district and the region as a whole. There is 13, 218

persons aged 12 years and older that own mobile phones, representing 19.97 percent of the district's population. This figure is lower as compared with that of the regional figure 22.3 percent. The district also has more males owning mobile phones (72%) as compared with 28 percent of mobile phones ownership by females.

◆ Use of Internet

The last decade has witnessed an unprecedented diffusion of network technologies into developing countries. The technological discourse attending and encouraging the adoption of the new media, particularly the Internet, has centered on their potential to accelerate national development efforts, bring about favorable socio-cultural changes, and open up public spheres for free and democratic discourse as part of the contemporary globalization phenomenon, internet has become a vital communication facility for people, businesses and organizations and the district is not an exception. Like the mobile phone, the level of usage of the internet is very low in the district, about 2.0 percent of the district's population, 12 years and older have access to the internet.

1.23. POVERTY, INEQUALITY AND SOCIAL PROTECTION

Poverty and inequality reduction over the years have gained global recognition for social and Economic Development. Countries continue to make the effort to integrate more fully the objectives of poverty reduction into their respective national development agenda. Ghana's economic growth over the past decade has experienced a significant progress especially after its ascension into a middle-income status and commercialization of its oil proceeds in 2011. Despite the growth recorded, inequality has been increasing in the country and poverty remains prevalent in many areas. In Ghana, the goal of poverty reduction has been adopted as the minimum set of socio-economic imperatives, and efforts of successive Governments continue to focus on reducing the proportion of people who live in extreme poverty to an acceptable level. The Mamprugu Moagduri district being 100 percent rural, access poverty remains high in the district as majority of the people are living in extremely rural conditions where access to quality healthcare, education, potable water and other essential services remains extremely inadequate. The implementation of interventions over the past years has, however, provided some relief as a number of socio-economic infrastructure and other essential services were delivered. The construction of additional CHPS compounds and subsequent posting of additional health professionals and interventions in other essential areas such as education, Agric, water and sanitation as well as social protection has significantly impacted positively in the lives of the people.

1.24. IMPLEMENTATION OF NATIONAL SOCIAL PROTECTION STRATEGIES

Social Protection Strategies over the globe aims at reaching out to the chronic poor who are the most vulnerable to socio-economic shocks. Ghana over the years has implemented a number of social protection strategies which target the poor and the vulnerable in society. The district is a

beneficiary of the Livelihood Empowerment against Poverty (LEAP), the Ghana School Feeding Programme and the National Health Insurance Scheme and Ghana Productive Safety Net Project (GPSNP). Details on the implementation of these pro-poor interventions are presented below;

◆ **Status of the Implementation of the LEAP Programme in the District**

The implementation of the LEAP programme in the district covers 1563 households in 19 Communities. This included male and female in the pro-poor circle in the selected communities of the district. As and when it initiates an expansion, other pro-poor people in the remaining communities would be conceded.

Update on the Implementation of the School Feeding Programme

The Ghana School Feeding Programme (GSFP) was launched in 2005 in order to achieve the Millennium Development Goal concerning the reduction of hunger. It is an initiative of the Comprehensive Africa Agricultural Development Programme (CAADP) pillar 3 assisted by the New Partnership for Africa's Development (NEPAD). The costs of the GSFP are shared between the Government of Ghana and donors. As one of the most important donors the Government of the Netherlands has committed 25 million US-Dollars for the programme. Its three main objectives are:

- (1) Increase school enrolment, attendance and retention
- (2) Reduce hunger and malnutrition
- (3) Boost domestic food production. Children in deprived public primary schools and kindergartens shall get one hot, nutritious meal a day. The programme covers sixteen (16) schools in the district. Within the 2019/2020 academic year, enrolment for boys and girls in the school feeding programme beneficiary schools stood at 8674 comprising 4354 girls and 4320 boys.

◆ **Update on the National Health Insurance Programme (NHIS)**

The National Health Insurance Scheme (NHIS) was established by the Government of Ghana under the Act 650 in 2003. The scheme was launched in order to provide basic healthcare services to persons resident in the country through mutual and private health insurance schemes. It was to replace the former cash and carry system which limited access to healthcare by the poor who could not pay cash for healthcare. The NHIS therefore provided a kind of health insurance for the poor. NHIS registration in the district has increased from 32,354 in 2019 to 38,072 in 2020. The percentage increase in OPD attendance by the insured clients from about 73 percent in 2019 to about 77 percent in 2020 is attributable to the mass registration exercise carried out in the district.

◆ **Child Protection and Family Welfare**

The constitution of Ghana provides the foundational legal recognition and protection of children's rights including special care, assistance and maintenance necessary for their development, special protection against exposure to physical and moral hazards; protected from engaging in work that constitutes a threat to their health, education or development. Children are an integral part of the family system and so their welfare is critical. The family system consists of both the nuclear and

the extended, contributing in support of children. Families and their practices are fundamental to national government because regardless of how they are constituted, they are the micro system in which emotional and material needs are met. The 2021 population and housing census estimated that children below the age of 19 represent about 48 percent of Ghana’s population. The welfare of children and families is connected to national socio-economic development. Children are considered a form of social security (as care givers) for adults in their old age. They are also seen as the “future leaders” of the country, expected to grow into responsible adults and drive national development. Ghana has ratified and adopted/adapted conventions, policies and goals for the protection of children; the Convention on the Rights of the Child; the African Charter on the Rights and Welfare of the Child. Ghana also passed the Children’s Act (Act 560) in 1998, and formulated the Child Protection and Family Welfare Policy (2016).

The objectives pursued within the Agenda for Jobs under the theme child protection and development were: promote effective child development in all communities, especially deprived areas; protect children against violence, abuse and exploitation; advance the implementation of the compulsory component of FCUBE; enhance institutional arrangements for inter- and intra-sectoral collaboration; provide timely and reliable child development data for policy-making and planning. The predominant child protection issues in communities in the district include the following:

1. Child labour
2. Child marriage
3. Child neglect
4. Physical child abuse
5. Child pregnancy
6. Child migration (Kayayee)

1.25. UPDATE ON YOUTH EMPLOYMENT ACTIVITIES

The Youth Employment Agency (YEA) was established under the Youth Employment Act 2015 (Act 887) to empower young people to contribute meaningfully to the socio-economic and sustainable development of the nation. Its objective is to support the youth between the ages of 15 to 35 years through skills training and internship modules to transit from a situation of unemployment to that of employment. Available records from the district agency indicate that as at October, 2020, a total of 199 young men and women were engaged under the various models.

1.26. GENDER ANALYSIS

Women’s engagement in agriculture in most communities in the Mamprugu Moagduri District is severely constrained, and these constraints can be broadly categorized into policy and institutional challenges as well as those exacerbated by culture and intra-household power relations and lack of access to socio-economic services. For instance, out of a total household head of 5,214 in the district, only 11 percent are females. This implies that women in the district are less empowered in terms of control over household resources and decision making. Also, more females are non-

literate (53.1%) as compared to males (46.9%) in the district. This further deepens the prospects of bridging the widening gap between men and women in terms of access to economic opportunities. The effects of these issues on poverty are enormous in deprived communities where agriculture is the lifeline to people's livelihood. The problem is compounded by the fact that women persistently have low access to land, and are poorly represented in decision making processes within formal and informal institutions. This is why there is an urgent need to reverse and if possible, exterminate the root causes of existing gender inequalities and gender-based division of labor which tends to disadvantage women farmers. Overcoming these kinds of gender inequalities can have powerful social and economic impacts. Thus, improving the status of women within the household and at the community level would deliver significant improvements to agricultural production, food security, child nutrition, health and education as women are more likely to expend their income to improve upon the nutrition, health and education of their children

1.27. VULNERABILITY ANALYSIS

◆ **Age specific death rate**

Death among children under five is high. This could be attributed to inadequate health delivery especially postnatal services in the district. Death among male children under five is higher than that of female children. However, death declines for both sexes from age 5 to 29 years and gradually increases among both sexes for ages 30 years and older. Generally, for all ages, males die more than females.

◆ **Disability and Economic Activity**

The disabled population in the district stands at 842 persons comprising 51.2 percent for sight, 20.2 percent for hearing, 12.1 percent for speech, 17.2 percent for physical, 8.8 percent for intellect, 6.8 percent for emotional and others constituting 9.4 percent. 46.6 percent of the disabled population is economically not active. Majority of persons with sight (50.6%) are economically not active.

◆ **Disability and educational attainment**

In the District, about 81.3 percent of the disabled population have never attended school while 4.1 percent and 9.6 percent have attained pre-school and basic school education respectively. Among the persons who have sight disability in the district, only 7 percent have basic education; while majority have never attended school (87.9%). About 1.5 percent of those with speech disability have had secondary education. Illiteracy among the disable population is therefore very high.

1.28. ANALYSIS ON HIV AND AIDS

The prevalence rate of HIV in the district is relatively low (0.0%) as at the end of December, 2020. However, the most at-risk group include women, children and the youth as well as the galamsey workers at Nangurma. One of the most influential factors that expose most people to the risk of HIV is that majority of female head potters (Kayayoo) in major cities like Kumasi and Accra are

from the district. These potters stand the risk of contracting the HIV and spreading it on their return. During the period under review, a total of 5 people were positive in the District.

1.29. TOURISM POTENTIALS

The district has a number of areas that can be developed to promote tourism. The un-developed crocodile pond at Yagnamo, the caves at Biyori, and the Hippopotamus Pond at Zanwara can be developed to promote tourism in the district.

1.30: SUMMARY OF KEY DEVELOPMENT ISSUES ARISING FROM THE PERFORMANCE REVIEW AND THE DISTRICT PROFILING

The baseline profile of the District and the analysis of current development situation of the various sectors of the District reveals some key development issues worthy of note for policy decisions. Table 2.3 provides a summary of key development issues as harmonized with community needs and aspirations captured under the CPESDP

Table 1.27: Summary of key development issues

Key Identified issues (as harmonised with inputs from the performance review, profiling and community needs and aspirations)	
Economic Development	
Ensuring and Sustaining Macro-Economic Stability	<ul style="list-style-type: none"> • Low mobilisation of Internally Generated Funds (IGF) by the Assembly • Unwillingness of the public to pay fees • Low motivation including means of transport for revenue collectors
Enhancing competitiveness of Ghana's Private Sector	<ul style="list-style-type: none"> • Lack of data on the informal sector • Lack of credit/loan facilities for SMEs • Low entrepreneurial skills • Lack of development of tourist sites • Limited alternative livelihood programmes • Lack of agro-processing facilities • Inadequate market infrastructure • Inadequate technical/vocational training centres
Accelerated Agricultural Modernisation and	<ul style="list-style-type: none"> ▪ High dependence on seasonal and erratic rainfall ▪ Post-harvest loses as a result of poor Agric infrastructure especially roads and storage facilities

Sustainable Natural Resource Management	<ul style="list-style-type: none"> ▪ Limited access to extension services as a result of inadequate extension staff ▪ High cost of Agric inputs ▪ Inadequate tractor services ▪ Non-availability of Agric inputs dealers ▪ Inadequate veterinary services and High incidence of livestock diseases ▪ Deforestation ▪ High incidence of bush fires ▪ High dependence on fuel wood for cooking ▪ High open defecation practices • Lack of dams/dug outs for dry season Agric and livestock keeping
Social Development	
Education	<ul style="list-style-type: none"> • Poor and inadequate educational infrastructure • Inadequate qualified teachers in rural areas • Inadequate teaching and learning materials • Low coverage of School feeding programme
Health	<ul style="list-style-type: none"> • Inadequate health facilities • High malnutrition particularly children under five years • High incidence of diseases particularly malaria cases • Inadequate skilled staff due to high attrition rate • Equity gap in geographical access to health services • Low quality of clinical care • Low access to quality maternal, neonatal and reproductive health services • Stigmatization and discrimination against People living with HIV/AIDs (PLWHAS) • Lack of social protection programmes for aged and physically challenged persons.
Population management and development	<ul style="list-style-type: none"> • Low acceptance of people to adopt modern family planning practices • High incidence of teenage pregnancy • Rural Urban migration (Kayayei)
Child protection and vulnerability	<ul style="list-style-type: none"> • High incidence of child labour • Inadequate support to child development and child labour issues • Inadequate support to the aged and PWDs <p>High unemployment among youth</p>
Environmental Infrastructure and Human Settlement	<ul style="list-style-type: none"> • Poor road network • Inadequate foot bridges/culverts/wooden bridges • Inadequate ICT facilities • Poor environmental sanitation and hygiene • Inadequate access to electricity • Lack of community centres

	<ul style="list-style-type: none"> • Poor access to potable water • Haphazard housing development (development without permit) • Perennial flooding • Land degradation & deforestation (Illegal Logging, Charcoal production etc) • Encroachment of the Mole National Park • Destruction of wildlife (Purching) • Inadequate support to the CREAMA and PUMA groups
Governance, Corruption and Public Accountability	<ul style="list-style-type: none"> • Inadequate logistics for the sub-structures • Low capacity of the Aera Councils and Unit Committee Members • Inadequate logistics at the central administration • Inadequate donor support • Low mobilisation of internally generated funds by the Assembly • Delays in the release of statutory funds • Low-capacity building of personnel at the District Assembly and other departments • Low participation of women in decision making • Inadequate logistics for personnel's and security services • Inadequate police post and staff in the District
Covid-19	<ul style="list-style-type: none"> • Inadequate sensitization of the general public on covid-19 • Limited budget allocation for the prevention and treatment of covid-19 • Decline in internally generated revenue due to covid-19 • Limited infrastructure for isolation centres

CHAPTER 2:

PRIORITISATION OF DEVELOPMENT ISSUES

2.1 INTRODUCTION

The previous chapter reviewed the District's profile and took inventory of development issues in the light of the implementation of the Coordinated Programme of Economic and Social Development Policies CPESDP (2018-2021) - *An Agenda for Jobs: Creating Prosperity and Equal Opportunity for All*. This chapter seeks to present the community needs and aspirations of the citizens of the District as gathered during the needs assessment and which are harmonized with the development issues identified. The harmonized issues have been prioritized in accordance with the Medium-Term National Development Policy Framework 2022-2025 provided by the National Development Planning Commission (NDPC). Prioritization of development issues is very essential as the relative importance of an issue in relation to other issues varies. Further, issues with potentials and opportunities to be addressed are technically feasible to be adopted for intervention. In the light of the above, it is therefore very important to prioritize the key development issues identified in chapter one.

2.2 COMMUNITY NEEDS AND ASPIRATIONS

The Local Governance Act, 2016, Act 936 promulgates inter alia the need to consult the citizenry at the local level to seek for their needs as inputs into the development plan of the various MMDAs. This provision gives meaning to the decentralization policy where development initiatives take a bottom-up rather than top-down approach. Following from the above, the Assembly conducted an extensive community needs assessment in 48 communities in the district to solicit for their views to be incorporated in the DMTDP 2022-2025. These needs and aspirations formed the bedrock in formulation of the programmes and projects in the Plan. Human needs and wants are numerous and it is the wish of every government to provide all of these desires. However, scarcity of

resources limits the efforts of the government to pursue the provision of all the needs and its people. In connection with this, the numerous needs and aspirations of the various communities were prioritized according to the number of community and by extension, the coverage of the larger population. The table 2.2 shows the prioritized community needs and aspirations as espoused by the people.

2.3 SUMMARY OF COMMUNITY NEEDS AND ASPIRATIONS

Key community needs and aspirations identified from the review of Community Action Plans (CAPs) and community needs assessment include the following:

- ✓ Provision of good drinking water
- ✓ Low mobilisation of revenue
- ✓ Construction of more classroom blocks for pupils
- ✓ Construction of additional health facilities
- ✓ Construction of roads
- ✓ Extension of electricity to communities
- ✓ Provision of mobile network connectivity
- ✓ Construction of dams/dug-outs
- ✓ Provision of tractor services and Agric inputs
- ✓ Provision of credit facilities to farmers
- ✓ Provision of Agric extension services
- ✓ Provision of ambulance services for emergencies
- ✓ Provision of health facilities and professionals
- ✓ Provision of police patrol services especially during market days
- ✓ Provision of police posts
- ✓ Construction of community library
- ✓ Supply of furniture to schools
- ✓ Provision of processing machines for share Buter extraction
- ✓ Provision of insecticides, weedicides and pesticides for farmers
- ✓ Construction of warehouses for the storage of farm produce
- ✓ Provision of anti-snake venom
- ✓ Construction of market stores
- ✓ Provision of refuse containers
- ✓ Supply of spare parts for rehabilitation of broken-down boreholes
- ✓ Skill training for the youth
- ✓ Establishment of public cemeteries
- ✓ Construction of household toilets
- ✓ Construction of community social centers
- ✓ Establishment of Islamic graduate school
- ✓ The need to curb cattle invasion on people farms

- ✓ The need to curb bush fires
- ✓ The need to stop illegal logging of trees

Bad attitude of the general public towards compliance of covid-19 protocols

2.4: HARMONIZATION OF COMMUNITY NEEDS AND ASPIRATIONS AND IDENTIFIED DEVELOPMENT PROBLEMS/ISSUES FROM PERFORMANCE REVIEW

Table 2.1: Scoring Criteria

Definition	Score
Strong relationship	2
Weak relationship	1
No relationship	0

Note: score 2 indicates strong harmony of community needs and aspirations and key development issues which has implications for 2018-2021. Score 1 indicates a weak relationship which must be noted and a zero score signals no relationship

Table 2.2: Harmonization of Community Needs and Aspirations with Identified development Problems/Issues from Performance Review

Community needs and aspirations	Identified key development gaps/problems/issues (from Performance and Profile)	Score
Low mobilization of revenue	Unwillingness of the public to pay fees	2
Extension of electricity to communities	Lack of electricity in some communities	2
Construction/Rehabilitation of roads	Poor road network	2
Construction of warehouses for the storage farm produce	Post-harvest loses as a result of poor Agric infrastructure especially roads and storage facilities	2
Provision of tractor services and Agric inputs	Inadequate tractor services and non-availability of Agric input dealers in some communities	2
Provision of Agric extension services	Limited access to extension services as a result of inadequate extension staff	2

Provision/Rehabilitation of dams/dugouts	Lack of dams/dug outs for dry season Agric and livestock keeping	2
Construction/ Rehabilitation of health facilities and provision of health professionals	Inadequate access to quality health care as a result of absence of critical health staff and inadequate health infrastructure	2
Construction of household toilets and institutional latrines	Inadequate private and institutional latrines	2
Provision of ambulance services	Lack of ambulance to serve some communities	2
Provision of accommodation for teachers	Inadequate accommodation for teachers	2
Construction of additional classroom blocks	Inadequate classroom blocks	2
Provision of accommodation for Nurses	Inadequate accommodation for Nurses	2
Skill training for the youth, women and PWDs	High unemployment among the youth especially during agricultural off season	2
Supply of furniture to schools	Poor quality of teaching and learning materials especially text books, and furniture	2
Provision of processing machines for share butter extraction	Lack of machines to support ago-processing	2
Supply of spare parts for rehabilitation of broken-down boreholes	Limited access to quality water and High number of broken-down water facilities	2
Construction of market stores	Poor market infrastructure	2
Good sanitation sensitization campaign and enforcement of bye-laws	Poor environmental sanitation and hygiene	2
Build capacity of sub structures	Weak district sub-structures	2
Construction of community libraries	Lack of library in schools and ICT equipment	1
Adequate budget allocation for the prevention and treatment of covid-19	Limited budget allocation for the prevention and treatment of covid-19	2
Total Score (TS)		41
Number of Issues (NI)		21
Average Score (AS) = (TS/NI)		1.95

The average score 1.95 indicates that there is a strong harmony of community needs and key development issues identified from the performance review which has implications for the 2022-2025 MTDP.

2.5 DISTRICT DEVELOPMENT PRIORITIES LINKED TO PILLARS OF THE MTNDPF

This section covers the summary of key development priorities linked to the MTNDPF at stakeholders' engagements which include; priorities for community needs and aspirations, priorities for demands of decentralized department, central administration, and priorities for demands of other interest groups.

Table 2.3: Development Issues under Agenda for jobs with implications for 2022-2025

Development Dimension	Key Identified issues (as harmonised with inputs from the performance review, profiling and community needs and aspirations)
Economic Development	
Ensuring and Sustaining Macro-Economic Stability	<ul style="list-style-type: none"> ◆ Low mobilization of Internally Generated Funds (IGF) ◆ Unpreparedness of public to pay taxes ◆ Inadequate means of transport for revenue collectors ◆ Non-property valuation
Enhancing competitiveness of Ghana's Private Sector	<ul style="list-style-type: none"> ◆ Low skills training and development ◆ Low entrepreneurial skills ◆ Non-formalization/registration of businesses ◆ Lack of access to credit facilities MSMEs ◆ Lack of access to ready market ◆ Lack of data on the informal sector ◆ Lack of afro-processing facilities ◆ Inadequate market infrastructure
Accelerated Agricultural Modernisation and Sustainable Natural Resource Management	<ul style="list-style-type: none"> ◆ Limited access to credit, e.g., Money for farm inputs ◆ High cost ago-inputs e.g., chemicals, fertilizer etc ◆ Lack of processing machines ◆ Lack of ready market for farm produce and price fluctuation ◆ Bad road network ◆ Low adoption of improved agricultural technology ◆ Limited alternative livelihood programmes ◆ Inadequate AEAs ◆ Continuous depletion of forest
Social Development	
Education	<ul style="list-style-type: none"> ◆ Inadequate educational infrastructure ◆ Inadequate training for teachers in the area of early childhood development & core subject ◆ Inadequate guidance and counselling seminars ◆ High teacher attrition rate ◆ High absenteeism among pupils after covid-19 ◆ Inadequate teaching and learning materials ◆ Limited school feeding programme coverage ◆ Inadequate furniture in schools
Health	<ul style="list-style-type: none"> ◆ Inadequate means of transport ◆ Inadequate funding support ◆ Inadequate health facilities ◆ Lack of regular capacity building training for staff

Population management and development	<ul style="list-style-type: none"> ◆ High incidence of teenage pregnancy ◆ High child marriage ◆ Low birth and death registration coverage ◆ High unemployment among youth
Child protection and vulnerability	<ul style="list-style-type: none"> ◆ Child labour ◆ Child marriage ◆ Inadequate support to child development and child labour issues ◆ Inadequate support to the aged and PWDs ◆ High stigmatization of PLWHAS.
Environmental Infrastructure and Human Settlement	<ul style="list-style-type: none"> ◆ Inadequate access to potable water ◆ Poor road network ◆ Poor environmental sanitation and hygiene practices ◆ Inadequate hygiene education ◆ Improper solid and liquid waste management ◆ Lack of slaughter house ◆ Inadequate access to electricity ◆ Haphazard housing development (lack of development schemes) ◆ Deplorable state of some existing infrastructure facilities ◆ Land degradation & deforestation ◆ Perennial flooding and bush fires
Governance, Corruption and Public Accountability	<ul style="list-style-type: none"> ◆ Low capacity of the Area Councils and Unit Committee Members ◆ Inadequate logistics for the sub-structures ◆ Inadequate logistics at the central administration ◆ Low-capacity building of personnel ◆ Low participation of women in decision making ◆ Inadequate staff accommodation ◆ Lack of office space for some departments and agencies ◆ Delays in the release of statutory funds ◆ Inadequate logistics for personnel's and security services ◆ Low coverage of mobile network
Emergency Planning and Response (Including Covid-19 Recovery Plan)	<ul style="list-style-type: none"> ◆ Limited institutional capacity for prevention and management of disasters ◆ Limited awareness on natural and man-made disasters in the disasters ◆ Climate change
Implementation, Coordination, Monitoring and Evaluation	<ul style="list-style-type: none"> ◆ Inadequate funds to undertake regular M&E activities ◆ Lack of dedicated means of transport for M&E activities ◆ Delay in completion of development projects

Covid-19	<ul style="list-style-type: none"> ◆ Lack of isolation center ◆ Bad attitude of public towards compliance of covid-19 protocols ◆ Low budget allocation for the prevention and treatment of covid-19 ◆ Inadequate education of the general public on covid-19
-----------------	---

Source: DPCU, 2021

2.6 APPLICATION OF POTENTIALS, OPPORTUNITIES, CONSTRAINTS AND CHALLENGES (POCC)

The selected key development issues were subjected to the analysis of Potentials, Opportunities, Constraints and Challenges. With this, the internal factors which will propel the solving of these problems are assessed as against the constraints which are the internal negative factors which will inhibit the interventions to address the issues. External factors as well were assessed to help mitigate the challenges which are external inhibiting factors.

Although, there are many development issues confronting Mamprugu Moagduri District, the potentials and opportunities abound to minimize the constraints and challenges. This will pave way for the district to meet its developmental needs and achieve its vision to “reduced incidence of household poverty, reduced illiteracy levels, increased communal access to potable water, reduced levels of diseases and involvement of the citizenry in all levels of decision making”.

2.7 IMPACT ANALYSIS ON PRIORITIZED ISSUES FROM POCC

The prioritized issues from the POCC analysis were further assessed to identify their internal consistency through the following criteria;

- Severity and diversity of the problem and intended benefits (social, economic, environmental and political) of addressing it.
- Significant multiplier effect on economic efficiency e.g attraction of investors, job creation, increases in incomes and growth.
- Significant linkage effect on meeting basic human needs and rights.
- Significant effects of sustainable spatial development of designated spaces or corridors.

In view of the above, a matrix was developed from the issues against the criteria, scored and ranked. The result of the analysis is presented in table 2.4

Table 2.4: Prioritized issues

COMMUNITY NEEDS AND ASPIRATIONS	RANKED
Low mobilization of revenue	4th
Low electricity coverage to communities	14th

Poor Roads and roads network in the district	13th
Inadequate warehouses for the storage farm produce	17th
Inadequate tractor services and Agric inputs	16th
Inadequate Agric extension services	15th
Inadequate supply of portable water to communities	1st
Inadequate dams/dugouts for dry season farming	19th
Limited number of health facilities and health professionals in the district	2nd
Poor sanitation	18th
Lack of ambulance services	6th
Inadequate accommodation for teachers	5th
Inadequate classroom blocks for schools	3rd
Inadequate accommodation for Nurses	5th
Lack of employable skills for the youth, women and PWDs	12th
Inadequate furniture for schools	7th
Lack of processing machines for share butter extraction groups	20th
Inadequate spare parts for rehabilitation of broken-down boreholes	3rd
Inadequate market facilities	11th
Good sanitation sensitization campaign and enforcement of bye-laws	10th
Low capacity of the sub structures	9th
Lack of libraries in the district	21st
Adequate budget allocation for the prevention and treatment of covid-19	8th

Source: DPCU, 2021

Goals of the 2022-2025 MTDP is an important aspect of the planning process. The analysis was made on four (4) thematic Goals which are; build a Prosperous Society, create opportunities for all, safeguard the natural environment and ensure a resilient built environment and maintain a stable, united and safe society. Other areas included emergency planning and response (including covid-19 recovery plan), implementation, coordination, monitoring and evaluation and covid-19.

CHAPTER 3:

DISTRICT DEVELOPMENT GOAL, OBJECTIVES AND STRATEGIES TO ACHIEVE THE OBJECTIVES

3.1 A STATEMENT ON DISTRICT DEVELOPMENT GOAL

The goal of this 4-Year Medium Term Development Plan has been carved in line with the mission statement of the Assembly, which states that ‘The Mamprugu Moagduri District Assembly exists to improve the quality of life of the people and enhance the development of the district through mobilizing resources to improve services and create an enabling environment for all stakeholders to participate in development’. It is also linked to the vision of Government’s Coordinated Programme on Economic and Social Development Policies which is captured as “An optimistic, self-confident and prosperous nation, through the creative exploitation of our country’s human and natural resources, and operating within a democratic, open and fair society in which mutual trust and economic opportunities exist for all.”

3.1.1 OVERALL DEVELOPMENT GOAL

The broad development goal of the District is to provide the enabling environment with increased opportunities for the participation of all for accelerated socio-economic development.

3.1.2 ADOPTED GOAL UNDER ECONOMIC DEVELOPMENT

- ✓ Build a Prosperous Society

3.1.3 ADOPTED GOAL UNDER SOCIAL DEVELOPMENT

- ✓ Create opportunities for all

3.1.4 ADOPTED GOAL UNDER ENVIRONMENT, INFRASTRUCTURE AND HUMAN SETTLEMENTS DEVELOPMENT

- ✓ Safeguard the natural environment and ensure a resilient built environment

3.1.5 ADOPTED GOAL UNDER GOVERNANCE, CORRUPTION AND PUBLIC ACCOUNTABILITY

- ✓ Maintain a stable, united and safe society

3.2 DEVELOPMENT PROJECTIONS FOR 2022– 2025

Keeping with the District development goal and priorities, projections have been made to serve as input into the formulation of the sector goals, objectives and strategies to achieve the overall goal. From the population projections and the community needs and aspirations, the following development projections are made in respect of education, health, and local economy, water and sanitation infrastructure within the planning period, 2022 – 2025

3.3 POPULATION PROJECTION

The projected population of the District serves as the basis for estimating service requirement of health, water, education etc. up to the end of the plan period 2025. They form the basis for the planning and programming phase of the development plan. The District population is projected by using the exponential method based on the absolute figures and age distribution figures for the District in 2021 provisional Population and Housing Census.

The population of the District was projected based on the following assumptions:

- Current growth rate is 2.5%
- Fertility rate is expected to reduce due to improvement in access to quality health care delivery system
- Child mortality rate in the District will reduce or not change during the plan period.
- Net migration would be negative
- Life expectancy at birth in Ghana of 61/64 years remains the same till 2025.
- Migration rate in the District will remain unchanged during the plan period.
- The age-cohorts of the district will not change much during the period.

TABLE 3.1: PROJECTED TOTAL POPULATION AND SEX COMPOSITION OF THE DISTRICT: 2022 – 2025

AGE GROUP	2020	2021	2022	2023	2024	2025
Total	64,568	66,181	67,836	69,532	71,270	73,052
Male	32,128	32,931	33,755	34,598	35,463	36,350
Female	32,440	33,250	34,081	34,934	35,807	36,702

Source: DPCU, 2021

TABLE 3.2: AGE DISTRIBUTION AND PROJECTED POPULATION IN THE DISTRICT, 2022-2025

AGE GROUP	2020	2021	2022	2023	2024	2025
0-14	30,100	30,852	31,624	32,414	33,225	34,055
15-64	32,307	33,115	33,943	34,792	35,661	36,553

65+	2161	2214	2,269	2,326	2,384	2,444
Total	64,568	66,181	67,836	69,532	71,270	73,052

Source: DPCU, 2021

3.4 PROJECTION OF SERVICE/FACILITIES REQUIREMENTS BY 2025

The service/facilities requirements were projected on the basis of the following among other things:

Current Population (2021)	= 66,181
Male	= 32,931
Female	= 33,250
Future Population (2025)	= 73,052 (Projected)

TABLE 3.3: SERVICE/FACILITY AND THRESHOLD POPULATION

No	Service/Facility	Threshold Population
1	Post Office	20,000
2	Postal Agency	3,000
3	Police station	20,000
4	Senior Secondary School	30,000
5	Junior Secondary School	2,000
6	Primary School	2,000
7	Agricultural Extension Service	1,500-2000
8	Bore holes	300
9	Hand dug well	150
10	District Hospital	175,000
11	Health Center	5,000-19,000
12	Health Post	3,000
13	CHPS Zone	3,000

TABLE 3.4: SERVICE/FACILITY REQUIREMENTS BY 2025

Service/Facilities	Existing Situation (2021)	Projection for 2025	
		Total No. Required	Gab
Post Office	0	2	2
Police Station/post	1	3	2
Senior High School	1	2	1
Junior High School	23	34	11
Primary School	42	34	8
KG	37	34	3

AES	12	24	12
Bore holes	92	220	128
Hospital	0	1	1
Clinics	0	2	2
Health Center	5	7	2
CHPS	7	15	8
Maternity homes	0	2	2
Medical Doctor	0	2	2

SOURCE; DPCU, 2021

From the table above, the number of KGs and Primary Schools in the district far exceeds their enrolments as indicated. The distances between communities are far apart such that children in KG and Primary Schools cannot travel to other communities to attend School. This necessitated the need to open Schools at their localities hence, the exercise number of KG and Primary Schools in the District.

In order to determine the service requirements by 20125, the thresholds of the various services were identified as shown below:

The health projections for the district are based on the national standards. Below are the national standards for calculating health needs:

- Minimum population for hospital = 1:175,000
- Minimum population for health centre = 1:5-10,000
- Minimum population for clinics = 200 – 5,000
- Minimum doctor patient ratio = 1:20,000

The problem with health care delivery in the District is not only about physical structures but the required health personnel, equipment and logistics. The require number of health professionals needed in the District is about 500 with the current number being 168 For the next four years efforts will be made to fill the 332 Gap created. Within the plan period, the district has a number of strategies to retain and attract health personnel and will liaise with central government and development partners to equip the various health facilities with the necessary equipment and logistics particularly the newly built CHPS Compounds.

Projections for potable water for the population over the plan period are based on the national standard such as Minimum Population for hand-dug wells and boreholes fitted with pumps 150 and 300 respectively.

3.5 REVENUE PROJECTIONS – ALL REVENUE SOURCES

Based on the 2020 and first quarter of the 2021 revenue performance, a total of GH¢ **41,132,823.06** projected for the 2022-2025 fiscal years. The table below is the summary of revenue projections for all sources.

Table 3.5: Revenue Projections for All Revenue Sources

Revenue Sources	Year				Total
	2022	2023	2024	2025	
IGF	191,532.00	193,447.32	195,381.79	197,335.61	777,696.72
Compensation transfer	1,569,232.96	1,584,925.29	1,600,774.54	1,616,782.29	6,371,715.08
Goods & Services transfer (Decent. Dept)	85,691.10	86,548.01	87,413.49	88,287.63	347,940.23
PWDs Fund	220,000.00	222,200.00	224,422.00	226,666.22	893,288.22
DACF	4,304,756.35	4,347,803.91	4,391,281.95	4,435,194.77	17,479,036.99
DACF (RFG)	1,453,128.70	1,467,659.99	1,482,336.59	1,497,159.95	5,900,285.23
Other transfer (EU, UNICEF)	2,305,895.55	2,328,954.51	2,352,244.05	2,375,766.49	9,362,860.60
TOTAL	10,130,236.66	10,231,539.03	10,333,854.42	10,437,192.96	41,132,823.06

Source: Finance Unit and Budget

3.6 EXPENDITURE PROJECTIONS

The total expenditure projections for the 2022, 2023, 2024 and 2025 fiscal years respectively amount to GHC 41,132,823.06. The table below shows the summary of expenditure projection.

Table 3.6: Expenditure Projections

Expenditure Items	Year				TOTAL
	2022	2023	2024	2025	
Compensation	1,620,362.15	1,636,565.77	1,652,931.43	1,669,460.74	6,579,320.09
Good & services	3,265,112.99	3,297,764.12	3,330,741.76	3,364,049.18	13,257,668.05
Assets	7,244,761.52	7,297,209.14	7,350,181.23	7,903,683.04	29,795,834.92
TOTAL	10,130,236.66	10,231,539.03	10,333,854.42	10,437,192.96	49,632,823.06

Source: Finance Unit and Budget

FIG 3.1: BASELINE FUTURE DEVELOPMENT MAP OF THE DISTRICT
WORKING ON

3.7 DISTRICT DEVELOPMENT POLICY MATRIX LINKED WITH THE SDGs

Economic Development

TABLE 3.1: DISTRICT DEVELOPMENT POLICY MATRIX

DISTRICT DEVELOPMENT POLICY MATRIX			CORRESPONDING LINKAGE WITH THE SDGs	
DEVELOPMENT ISSUES	POLICY OBJECTIVES	STRATEGIES TO ACHIEVE OBJECTIVES	GOAL	ASSOCIATED TARGET
✓ Revenue under performance due to leakages and loopholes, among others	1.1 Ensure improved fiscal performance and sustainability	1.1.1 Eliminate revenue collection leakages 1.1.2 Strengthen revenue collection and administration 1.1.3 Diversify sources of resource mobilization	Goal 17. Strengthen the means of implementation and revitalize the global partnership for sustainable development	17.1 Strengthen domestic resource mobilization, including through international support to developing countries, to improve domestic capacity for tax and other revenue collection
✓ Inadequate and unreliable electricity	1.2 Ensure energy availability and reliability	1.2.1 Ensure the necessary investment to upgrade, renew, and expand the power distribution network	Goal 7. Ensure access to affordable, reliable, sustainable and modern energy for all	7.3 By 2030, expand infrastructure and upgrade technology for supplying modern and sustainable energy services for all in developing countries, in particular least developed countries, and small island developing States
✓ Limited local participation in economic development	1.1 Pursue flagship industrial development initiatives	1.1.1 Implement One district, one factory initiative	Goal 9. Build resilient infrastructure, promote inclusive and sustainable industrialization and foster innovation	9.2 Increase the access of small-scale industrial and other enterprises, in particular in developing countries, to financial services, including affordable credit, and their integration into value chains and markets
✓ Limited access to credit by SMEs	1.2 Support Entrepreneurs-hip and SME Development	1.2.1 Create an entrepreneurial culture, especially among the youth 1.2.2 Provide opportunities for MSMEs to participate in all Public-Private	Goal 8. Promote sustained, inclusive and sustainable economic growth, full and productive employment and decent work for all	Promote development-oriented policies that support productive activities, decent job creation, entrepreneurship, creativity and innovation, and encourage the formalization and growth of micro-, small- and medium-sized

DISTRICT DEVELOPMENT POLICY MATRIX			CORRESPONDING LINKAGE WITH THE SDGs	
DEVELOPMENT ISSUES	POLICY OBJECTIVES	STRATEGIES TO ACHIEVE OBJECTIVES	GOAL	ASSOCIATED TARGET
		Partnerships (PPPs) and local content arrangements		enterprises, including through access to financial services
<ul style="list-style-type: none"> ✓ Poor marketing systems ✓ High cost of production inputs 	1.3 Promote a demand-driven approach to agricultural development	1.3.1 Facilitate capacity building in negotiations, standards, regulations and skills development in contracting for actors along the value chain 1.3.2 Promote and expand organic farming to enable producers access the growing world demand for organic products 1.3.3 Develop market support services for selected crops 1.3.4 Facilitate access to subsidized inputs by farmers	Goal 12. Ensure sustainable consumption and production patterns Goal 2. End hunger, achieve food security and improved nutrition and promote sustainable agriculture	12.1 By 2030, halve per capita global food waste at the retail and consumer levels and reduce food losses along production and supply chains, including post-harvest losses 2.1 Adopt measures to ensure the proper functioning of food commodity markets and their derivatives and facilitate timely access to market information, including on food reserves, in order to help limit extreme food price volatility 2.2 By 2030, double the agricultural productivity and incomes of small-scale food producers, in particular women, indigenous peoples, family farmers, pastoralists and fishers, including through secure and equal access to land, other productive resources and inputs, knowledge, financial services, markets and opportunities for value addition and non-farm employment
<ul style="list-style-type: none"> ✓ Inadequate development of and investment in processing and value addition 	1.4 Ensure improved Public Investment	1.4.1 Accelerate the provision of critical public infrastructure such as feeder roads, electricity and water	Goal 2. End hunger, achieve food security and improved nutrition and promote sustainable agriculture	. By 2030, double the agricultural productivity and incomes of small-scale food producers, in particular women, indigenous peoples, family farmers, pastoralists and

DISTRICT DEVELOPMENT POLICY MATRIX			CORRESPONDING LINKAGE WITH THE SDGs	
DEVELOPMENT ISSUES	POLICY OBJECTIVES	STRATEGIES TO ACHIEVE OBJECTIVES	GOAL	ASSOCIATED TARGET
		<p>1.4.2 Establish a marketing Unit at the District Agriculture Department to work with MOTI to support the demand-driven agenda</p> <p>1.4.3 Support the development of at least two exportable agricultural commodities in each district</p> <p>1.4.4 Create District Agriculture Advisory Services (DAAS) to provide advice on productivity enhancing technologies</p>		fishers, including through secure and equal access to land, other productive resources and inputs, knowledge, financial services, markets and opportunities for value addition and non-farm employment
<ul style="list-style-type: none"> ✓ Low application of technology especially among smallholder farmers leading to comparatively lower yields ✓ Low level of irrigated agriculture ✓ Erratic rainfall patterns ✓ Inadequate Agriculture Extension staff. 	1.5 Improve production efficiency and yield	<p>1.5.1 Establish modalities and regulatory frameworks for production of seed/planting materials, and other agro inputs,</p> <p>1.5.2 Encourage farmers to adopt climate resilient, high yielding disease and pest resistant, short duration crop varieties, taking into account consumer health and safety</p>	<p>Goal 2. End hunger, achieve food security and improved nutrition and promote sustainable agriculture</p> <p>Goal 9. Build resilient infrastructure, promote inclusive and sustainable industrialization and foster innovation</p> <p>Goal 7. Ensure access to affordable, reliable,</p>	<p>2.1 By 2030, double the agricultural productivity and incomes of small-scale food producers, in particular women, indigenous peoples, family farmers, pastoralists and fishers, including through secure and equal access to land, other productive resources and inputs, knowledge, financial services, markets and opportunities for value addition and non-farm employment</p> <p>2.2 Increase investment, including through enhanced international cooperation, in rural infrastructure,</p>

DISTRICT DEVELOPMENT POLICY MATRIX			CORRESPONDING LINKAGE WITH THE SDGs	
DEVELOPMENT ISSUES	POLICY OBJECTIVES	STRATEGIES TO ACHIEVE OBJECTIVES	GOAL	ASSOCIATED TARGET
		<p>1.5.3 Request for additional extension services staff</p> <p>1.5.4 Ensure effective implementation of the yield improvement programme</p> <p>1.5.5 Intensify and increase access to agricultural mechanization along the value chain</p> <p>1.5.6 Promote commercial and block farming</p> <p>1.5.7 Implement Government's flagship intervention of 'One village One dam to facilitate the provision of community-owned and managed small-scale irrigation</p> <p>1.5.8 Mobilize investment to expand and rehabilitate irrigation infrastructure including formal schemes, dams and dugouts</p> <p>1.5.9 Develop systems to harvest excess water for irrigation</p> <p>1.5.10 Promote the use of solar and wind energy for irrigation</p>	sustainable and modern energy for all	<p>agricultural research and extension services, technology development and plant and livestock gene banks in order to enhance agricultural productive capacity in developing countries, in particular least developed countries</p> <p>12.1 Support developing countries to strengthen their scientific and technological capacity to move towards more sustainable patterns of consumption and production</p>

DISTRICT DEVELOPMENT POLICY MATRIX			CORRESPONDING LINKAGE WITH THE SDGs	
DEVELOPMENT ISSUES	POLICY OBJECTIVES	STRATEGIES TO ACHIEVE OBJECTIVES	GOAL	ASSOCIATED TARGET
<ul style="list-style-type: none"> ✓ Poor storage and transportation systems ✓ 	1.6 Improve Post-Harvest Management	1.6.1 Support selected products beyond the farm gate in post-harvest activities, including storage, transportation, processing, packaging and distribution 1.6.2 Provide support for small- and medium-scale agro-processing enterprises through the One District, One Factory initiative 1.6.3 Ensure continuous expansion and upgrading of road infrastructure connecting farms to marketing centers 1.6.4 Facilitate the provision of storage infrastructure with a drying system at the district level and a warehouse receipt system	Goal 2. End hunger, achieve food security and improved nutrition and promote sustainable agriculture	2.1 By 2030, double the agricultural productivity and incomes of small-scale food producers, in particular women, indigenous peoples, family farmers, pastoralists and fishers, including through secure and equal access to land, other productive resources and inputs, knowledge, financial services, markets and opportunities for value addition and non-farm employment
<ul style="list-style-type: none"> ✓ Lack of youth interest in agriculture ✓ Lack of credit for agriculture ✓ Inadequate access to land for agriculture production especially women 	1.7 Promote agriculture as a viable business among the youth	1.7.1 Support youth to go into agricultural enterprise along the value chain 1.7.2 Develop and implement programmes to attract youth into off-farm activities such as	Goal 1. End poverty in all its forms everywhere Goal 8. Promote sustained, inclusive and sustainable economic growth, full and productive	8.1 By 2030, achieve full and productive employment and decent work for all women and men, including for young people and persons with disabilities, and equal pay for work of equal value 8.2 Promote development-oriented policies that support productive

DISTRICT DEVELOPMENT POLICY MATRIX			CORRESPONDING LINKAGE WITH THE SDGs	
DEVELOPMENT ISSUES	POLICY OBJECTIVES	STRATEGIES TO ACHIEVE OBJECTIVES	GOAL	ASSOCIATED TARGET
		<p>handling, processing, packaging and transportation</p> <p>1.7.3 Provide financial support for youth by linking them to financial institutions for the provision of start-up capital</p> <p>1.7.4 Design and implement special programmes to build the capacity of the youth in agricultural operations</p> <p>1.7.5 Support women and the youth to have access to land</p>	employment and decent work for all	activities, decent job creation, entrepreneurship, creativity and innovation, and encourage the formalization and growth of micro-, small- and medium-sized enterprises, including through access to financial services
<ul style="list-style-type: none"> ✓ Low level of husbandry practices, ✓ Low productivity and poor handling of livestock/ poultry products 	1.8 Promote livestock and poultry development for food security and income generation	<p>1.8.1 Ensure effective implementation of METASIP to modernize livestock and poultry industry for development</p> <p>1.8.2 Intensify disease control and surveillance especially for zoonotic and scheduled diseases</p>	Goal 2. End hunger, achieve food security and improved nutrition and promote sustainable agriculture	2.1 By 2030, double the agricultural productivity and incomes of small-scale food producers, in particular women, indigenous peoples, family farmers, pastoralists and fishers, including through secure and equal access to land, other productive resources and inputs, knowledge, financial services, markets and opportunities for value addition and non-farm employment

DISTRICT DEVELOPMENT POLICY MATRIX			CORRESPONDING LINKAGE WITH THE SDGs	
DEVELOPMENT ISSUES	POLICY OBJECTIVES	STRATEGIES TO ACHIEVE OBJECTIVES	GOAL	ASSOCIATED TARGET
✓ Lack of staff to provide extension services delivery	1.9 Ensure sustainable development and management of aquaculture	1.9.1 Provide consistent and quality extension service delivery	Goal 2. End hunger, achieve food security and improved nutrition and promote sustainable agriculture	2.2 Increase investment, including through enhanced international cooperation, in rural infrastructure, agricultural research and extension services, technology development and plant and livestock gene banks in order to enhance agricultural productive capacity in developing countries, in particular least developed countries
✓ Poor tourism infrastructure and Service	Diversify and expand the tourism industry for economic development	1.9.2 Promote public private partnerships for investment in the sector 1.9.3 Promote and enforce local tourism and develop available and potential sites to meet internationally acceptable standards 1.9.4 Mainstream tourism development in district development plans	Goal 8. Promote sustained, inclusive and sustainable economic growth, full and productive employment and decent work for all	By 2030, devise and implement policies to promote sustainable tourism that creates jobs and promotes local culture and products

DISTRICT DEVELOPMENT POLICY MATRIX			CORRESPONDING LINKAGE WITH THE SDGs	
DEVELOPMENT ISSUES	POLICY OBJECTIVES	STRATEGIES TO ACHIEVE OBJECTIVES	GOAL	ASSOCIATED TARGET
<p><u>Poor quality of education at all levels</u></p> <ul style="list-style-type: none"> ✓ High number of untrained teachers at the basic level ✓ Teacher absenteeism and low levels of commitment ✓ Inadequate use of teacher-learner contact time in schools ✓ Low participation in non-formal education ✓ Inadequate and inequitable access to education for PWDs and people with special needs at all levels 	<p>1.1 Enhance inclusive and equitable access to, and participation in quality education at all levels</p>	<p>1.1.1 Ensure inclusive education for all boys and girls with special needs</p> <p>1.1.2 Expand infrastructure and facilities at all levels</p> <p>1.1.3 Intensify teacher supervision</p> <p>1.1.4 Introduce sanction regime to discourage teacher absenteeism</p> <p>1.1.5 Provide teaching and learning materials to cater for the needs of pupils with special needs</p> <p>1.1.6 Provide additional trained teachers</p> <p>1.1.7 Provide additional Teaching and learning materials</p>	<p>Goal 4. Ensure inclusive and equitable quality education and promote life long learning opportunities for all</p>	<p>4.1 By 2030, eliminate gender disparities in education and ensure equal access to all levels of education and vocational training for the vulnerable, including persons with disabilities, indigenous peoples and children in vulnerable situations</p> <p>4.2 By 2030, substantially increase the supply of qualified teachers, including through international cooperation for teacher training in developing countries, especially least developed countries and small island developing States</p> <p>4.3 Build and upgrade education facilities that are child, disability and gender sensitive and provide safe, non-violent, inclusive and effective learning environments for all</p> <p>4.4 By 2030, ensure that all girls and boys complete free, equitable and quality primary and secondary education leading to relevant and effective learning outcomes</p>

DISTRICT DEVELOPMENT POLICY MATRIX			CORRESPONDING LINKAGE WITH THE SDGs	
DEVELOPMENT ISSUES	POLICY OBJECTIVES	STRATEGIES TO ACHIEVE OBJECTIVES	GOAL	ASSOCIATED TARGET
✓ Poor linkage between management processes and schools' operations	1.2 Strengthen school management systems	1.2.1 Build effective partnership with religious bodies, civic organizations and private sector in delivery of quality education 1.2.2 Implement the decentralize management of education service delivery at the District Level. 1.2.3 Implement accelerated programme for teacher development and professionalization 1.2.4 Enhance quality of teaching and learning 1.2.5 Ensure adequate supply of teaching and learning materials	Goal 4. Ensure inclusive and equitable quality education and promote lifelong learning opportunities for all	By 2030, substantially increase the supply of qualified teachers, including through international cooperation for teacher training in developing countries, especially least developed countries and small island developing States

<p><u>Poor quality of healthcare services</u></p> <ul style="list-style-type: none"> ✓ Gaps in physical access to quality health care ✓ Inadequate emergency services ✓ Unmet needs for mental health services ✓ Unmet health needs of women and girls ✓ Increased cost of healthcare delivery ✓ Inadequate financing of the health sector 	<p>1.3 Ensure affordable, equitable, easily accessible and Universal Health Coverage (UHC)</p>	<p>Accelerate implementation of Community-based Health Planning and Services (CHPS) policy to ensure equity in access to quality health care</p> <p>Expand and equip health facilities</p> <p>Revamp emergency medical preparedness and response services</p> <p>Adopt and implement strategy for development of local pharmaceutical production</p> <p>1.3.1 Strengthen the referral system</p> <p>1.3.2 Strengthen the district and sub-district health systems as the bed-rock of the national primary health care strategy</p> <p>1.3.3 Scale-up the integration of traditional medicine into existing health service delivery system</p> <p>1.3.4 Improve medical supply chain management system</p> <p>1.3.5 Accelerate implementation of the mental health strategy</p> <p>1.3.6 Ensure gender mainstreaming in the provision of health care services</p> <p>1.3.7 Strengthen National Health Insurance Scheme (NHIS)</p>	<p>Goal 3. Ensure healthy lives and promote well-being for all at all ages</p>	<p>3.1 Achieve universal health coverage, including financial risk protection, access to quality essential health-care services and access to safe, effective, quality and affordable essential medicines and vaccines for all</p> <p>3.2 Substantially increase health financing and the recruitment, development, training and retention of the health workforce in developing countries, especially in least developed countries and small island developing States</p>
--	--	--	--	--

DISTRICT DEVELOPMENT POLICY MATRIX			CORRESPONDING LINKAGE WITH THE SDGs	
DEVELOPMENT ISSUES	POLICY OBJECTIVES	STRATEGIES TO ACHIEVE OBJECTIVES	GOAL	ASSOCIATED TARGET
	1.4 Strengthen healthcare management system	1.4.1 Enhance efficiency in governance and management of the health system 1.4.2 Implement health sector decentralization policy and strategy 1.4.3 Strengthen collaboration and partnership with the private sector to provide health services 1.4.4 Strengthen capacity for monitoring and evaluation in the health sector	Goal 3. Ensure healthy lives and promote well-being for all at all ages	Strengthen the capacity of all countries, in particular developing countries, for early warning, risk reduction and management of national and global health risks
✓ Increasing morbidity, mortality and disability due to communicable, non-communicable and emerging diseases	1.5 Reduce disability morbidity, and mortality	1.5.1 Strengthen maternal, new born care and adolescent services 1.5.2 Intensify implementation of malaria control programme 1.5.3 Strengthen prevention and management of malaria cases 1.5.4 Implement the Non-Communicable Diseases (NCDs) control strategy 1.5.5 Accelerate implementation of the national strategy for elimination of yaws, leprosy, buruli ulcer, filariasis and neglected tropical diseases 1.5.6 Strengthen Integrated Disease Surveillance and Response (IDRS) at all levels 1.5.7 Fully implement International Health Regulations (IHR)	Goal 3. Ensure healthy lives and promote well-being for all at all ages	Support the research and development of vaccines and medicines for the communicable and non-communicable diseases that primarily affect developing countries, provide access to affordable essential medicines and vaccines, in accordance with the Doha Declaration on the TRIPS Agreement and Public Health, which affirms the right of developing countries to use to the full the provisions in the Agreement on Trade-Related Aspects of Intellectual Property Rights regarding flexibilities to protect public health, and, in particular, provide access to medicines for all

DISTRICT DEVELOPMENT POLICY MATRIX			CORRESPONDING LINKAGE WITH THE SDGs	
DEVELOPMENT ISSUES	POLICY OBJECTIVES	STRATEGIES TO ACHIEVE OBJECTIVES	GOAL	ASSOCIATED TARGET
<ul style="list-style-type: none"> ✓ Lack of comprehensive knowledge of HIV and AIDS/STIs, especially among the vulnerable groups ✓ Periodic shortages of HIV& AIDS commodities (ARV's, Test Kits, Condoms) 	1.6 Ensure the reduction of new HIV and AIDS/STIs infections, especially among the vulnerable groups	<ul style="list-style-type: none"> 1.6.1 Expand and intensify HIV Counselling and Testing (HTC) programmes 1.6.2 Intensify behavioral change strategies especially for high risk groups for HIV & AIDS and TB 1.6.3 Strengthen collaboration among HIV & AIDs, TB, and sexual and reproductive health programmes 1.6.4 Intensify efforts to eliminate mother to child transmission of HIV (MTCTHIV) 1.6.5 Ensure access to Antiretroviral Therapy 	<p>Goal 3. Ensure healthy lives and promote well-being for all at all ages</p> <p>Goal 3. Ensure healthy lives and promote well-being for all at all ages</p>	By 2030, end the epidemics of AIDS, tuberculosis, malaria and neglected tropical diseases and combat hepatitis, water-borne diseases and other communicable diseases
<ul style="list-style-type: none"> ✓ Household food insecurity ✓ Prevalence of micro and macro-nutritional deficiency ✓ Weak nutrition sensitive food production systems ✓ Infant and adult malnutrition ✓ Increased incidence of diet-related non-communicable diseases 	1.7 Ensure food and nutrition security	<ul style="list-style-type: none"> 1.7.1 Scale up proven cost effective nutrition-sensitive and nutrition-specific interventions (MTMSG,FTFSG food demonstration etc) 1.7.2 Promote the production of diversified nutrient-rich food and consumption of nutritious foods 1.7.3 Strengthen early warning and emergency preparedness systems 1.7.4 Develop and implement a food and nutrition security strategy which adopts a life cycle approach to addressing malnutrition at all levels 	Goal 2. End hunger, achieve food security and improved nutrition and promote sustainable agriculture	2.2 By 2030, end all forms of malnutrition, including achieving, by 2025, the internationally agreed targets on stunting and wasting in children under 5 years of age, and address the nutritional needs of adolescent girls, pregnant and lactating women and older persons
<ul style="list-style-type: none"> ✓ Inadequate social mobilization, advocacy 	1.8 Strengthen food and nutrition security governance	1.8.1 Strengthen a multi-sector platform for decision making on nutrition	Goal 2. End hunger, achieve food security and	2.1 By 2030, end all forms of malnutrition, including achieving, by 2025, the internationally agreed targets

DISTRICT DEVELOPMENT POLICY MATRIX			CORRESPONDING LINKAGE WITH THE SDGs	
DEVELOPMENT ISSUES	POLICY OBJECTIVES	STRATEGIES TO ACHIEVE OBJECTIVES	GOAL	ASSOCIATED TARGET
<p>and communication on nutrition</p> <p>✓ Inadequate nutrition education</p> <p>✓</p>		<p>1.8.2 Institute sustainable mechanisms for funding FNS interventions at national, regional and district levels</p> <p>1.8.3 Promote tracking of nutrition budget allocations and expenditures</p> <p>1.8.4 Strengthen FNS research, data and information management systems</p> <p>1.8.5 Develop and disseminate a multi-stakeholder social mobilization, advocacy and communication strategy on food and nutrition security</p> <p>1.8.6 Institute capacity building programmes for FNS at all levels</p> <p>1.8.7 Improve formulation and implementation of nutrition-sensitive interventions</p> <p>1.8.8 Establish an effective food safety monitoring system</p>	<p>improved nutrition and promote sustainable agriculture</p>	<p>on stunting and wasting in children under 5 years of age, and address the nutritional needs of adolescent girls, pregnant and lactating women and older persons</p>
<p>✓ High fertility rate among adolescent</p> <p>✓ Inadequate coverage of reproductive health and family planning services</p> <p>✓ Inadequate financial support for family planning programmes</p> <p>✓ Growing incidence of child marriage, teenage pregnancy and</p>	<p>1.9 Improve population management</p>	<p>1.9.1 Strengthen coordination, planning, implementation, monitoring and evaluation of population policies and programmes</p> <p>1.9.2 Intensify public education on population issues at all levels of society</p> <p>1.9.3 Develop reliable system for the collection, compilation, analysis and dissemination of relevant and timely demographic data</p>	<p>Goal 3. Ensure healthy lives and promote well-being for all at all ages</p>	<p>By 2030, ensure universal access to sexual and reproductive health-care services, including for family planning, information and education, and the integration of reproductive health into national strategies and programmes</p>

DISTRICT DEVELOPMENT POLICY MATRIX			CORRESPONDING LINKAGE WITH THE SDGs	
DEVELOPMENT ISSUES	POLICY OBJECTIVES	STRATEGIES TO ACHIEVE OBJECTIVES	GOAL	ASSOCIATED TARGET
<p>accompanying school drop-out rates</p> <p>✓ Inadequate sexual education for young people</p>		<p>1.9.4 Strengthen the Birth and Death Registry</p> <p>Improve maternal and adolescent reproductive health</p> <p>1.9.5 Strengthen the integration of family planning and nutrition education into adolescent reproductive healthcare.</p> <p>1.9.6 Eliminate child marriage and teenage pregnancy</p> <p>1.9.7 Intensify reproductive health at all levels of education</p>		
<p>✓ High school drop-out rates among adolescent girls</p> <p>✓ High youth unemployment</p>	1.10 Harness demographic dividend	<p>1.10.1 Strengthen coordination, planning, implementation, monitoring and evaluation of population policies and programmes, particularly in education, health, employment and governance</p> <p>1.10.2 Scale up educational campaigns to remove socio-cultural barriers against sexual and reproductive health services to young people.</p> <p>1.10.3 Improve nutrition outcomes among adolescent girls and women in their fertility ages</p> <p>1.10.4 Strengthen the Department of social welfare and community Development to engender young people's trust in addressing their priorities while creating opportunities for effective engagement</p> <p>1.10.5 Develop a Youth Development database to track progress on youth empowerment</p>	Goal 4. Ensure inclusive and equitable quality education and promote lifelong learning opportunities for all	<p>4.1 By 2030, ensure that all girls and boys complete free, equitable and quality primary and secondary education leading to relevant and effective learning outcomes</p> <p>4.2 By 2030, substantially increase the number of youth and adults who have relevant skills, including technical and vocational skills, for employment, decent jobs and entrepreneurship</p>

DISTRICT DEVELOPMENT POLICY MATRIX			CORRESPONDING LINKAGE WITH THE SDGs	
DEVELOPMENT ISSUES	POLICY OBJECTIVES	STRATEGIES TO ACHIEVE OBJECTIVES	GOAL	ASSOCIATED TARGET
		1.10.6 Collaborate with the media to advocate for investing in young people		
<p>✓ Poor quality of drinking water</p>	1.11 Improve access to safe and reliable water supply services for all	<p>1.11.1 Provide mechanized borehole and small-town water systems</p> <p>1.11.2 Revise and facilitate the preparation of the DWSPs</p> <p>1.11.3 Build capacity for the development and implementation of sustainable plans for all water facilities</p> <p>1.11.4 Develop capacity to implement the Ghana Drinking Water Quality Management Framework</p> <p>1.11.5 Enforce buffer-zone policy programme, in line with SDG 6</p> <p>1.11.6 Set up mechanisms and measures to support, encourage and promote water harvesting</p> <p>1.11.7 Enhance public awareness and institutional capacities on sustainable water resources management</p>	Goal 6. Ensure availability and sustainable management of water and sanitation for all	6.1 By 2030, achieve universal and equitable access to safe and affordable drinking water for all
<p>✓ Poor sanitation and waste management</p> <p>✓ Poor hygiene practices</p> <p>High prevalence of open defecation</p>	1.12 Improve access to improved and reliable environmental sanitation services	<p>1.12.1 Create space for private sector participation in the provision of sanitation services</p> <p>1.12.2 Promote National Total Sanitation Campaign</p> <p>1.12.3 Increase and equip front line staff for sanitation</p> <p>1.12.4 Monitor and evaluate implementation of sanitation plan</p>	Goal 6. Ensure availability and sustainable management of water and sanitation for all	6.2 By 2030, achieve access to adequate and equitable sanitation and hygiene for all and end open defecation, paying special attention to the needs of women and girls and those in vulnerable situations

DISTRICT DEVELOPMENT POLICY MATRIX			CORRESPONDING LINKAGE WITH THE SDGs	
DEVELOPMENT ISSUES	POLICY OBJECTIVES	STRATEGIES TO ACHIEVE OBJECTIVES	GOAL	ASSOCIATED TARGET
		1.12.5 Provide public education on solid waste management 1.12.6 Improve sanitation sector institutional capacity 1.12.7 Expand disability-friendly and gender-friendly sanitation facilities 1.12.8 enact, gazette and enforce District' bye-laws on sanitation 1.12.9 Develop and implement strategies to end open defecation		
<ul style="list-style-type: none"> ✓ Ineffective inter-sectoral coordination of child protection and family welfare ✓ Poor quality of services for children and families ✓ Weak capacity of caregivers ✓ Limited coverage of social protection programmes targeting children ✓ Low awareness of child protection laws and policies ✓ Weak enforcement of laws and rights of children 	1.13 Ensure effective child protection and family welfare system	1.13.1 Mainstream child protection interventions into development plans and budgets of the Assembly. 1.13.2 Establish a framework for collaboration, implementation and accountability for child protection and family welfare issues 1.13.3 Develop child protection management information system 1.13.4 Expand social protection interventions to reach all categories of vulnerable children 1.13.5 Institute a framework for developing the capacity of caregivers 1.13.6 Increase awareness on child protection	Goal 1. End poverty in all its forms everywhere	1.1 Implement nationally appropriate social protection systems and measures for all, including floors, and by 2030 achieve substantial coverage of the poor and the vulnerable
<ul style="list-style-type: none"> ✓ Inadequate care for the aged 	1.14 Enhance the well-being of the aged	1.14.1 Create an aged database on the aged to support policy making,	Goal 10. Reduce inequality within	By 2030, empower and promote the social, economic and political inclusion of all,

DISTRICT DEVELOPMENT POLICY MATRIX			CORRESPONDING LINKAGE WITH THE SDGs	
DEVELOPMENT ISSUES	POLICY OBJECTIVES	STRATEGIES TO ACHIEVE OBJECTIVES	GOAL	ASSOCIATED TARGET
		<p>planning and monitoring and evaluation</p> <p>1.14.2 Mainstream ageing issues into District Development plans and budget</p> <p>1.14.3 Implement measures to ensure economic wellbeing of the aged, especially in the areas of income security and house ownership</p> <p>1.14.4 Promote socially supportive community care systems for the aged, based on positive traditional and modern values, devoid of stereotyping, discrimination and disrespect</p>	and among countries	irrespective of age, sex, disability, race, ethnicity, origin, religion or economic or other status
✓ Unfavorable socio-cultural environment for gender equality	1.15 Attain gender equality and equity in political, social and economic development systems and outcomes	<p>1.15.1 Target attainment of gender balance on all government-appointed committees, boards and other relevant official bodies</p> <p>1.15.2 Strengthen the Gender Unit to address gender related issues.</p> <p>1.15.3 Institute gender-responsive budgeting and training on gender equality.</p> <p>1.15.4 Introduce measures to promote change in the socio-cultural norms and values inhibiting gender equality.</p> <p>1.15.5 Mainstream gender topics educational curriculum at the basic level</p>	Goal 5. Achieve gender equality and empower all women and girls	Undertake reforms to give women equal rights to economic resources, as well as access to ownership and control over land and other forms of property, financial services, inheritance and natural resources, in accordance with national laws
✓ Gender disparities in access to economic opportunities	1.16 Promote economic empowerment of women.	1.16.1 Ensure at least, 50 percent of MASLOC funds allocation to female applicants	Goal 5. Achieve gender equality and empower all women and girls	5.1 End all forms of discrimination against all women and girls everywhere

DISTRICT DEVELOPMENT POLICY MATRIX			CORRESPONDING LINKAGE WITH THE SDGs	
DEVELOPMENT ISSUES	POLICY OBJECTIVES	STRATEGIES TO ACHIEVE OBJECTIVES	GOAL	ASSOCIATED TARGET
		1.16.2 Introduce interventions to ensure women have equal access to land title 1.16.3 Ensure the protection of women's access, participation and benefits in all labour-related issues 1.16.4 Institute mentoring of girls' programme to create a pool of potential female leaders 1.16.5 Encourage women artisans and other tradesmen, including farmers to form associations for easy access to information and other forms of support.		5.2 Ensure women's full and effective participation and equal opportunities for leadership at all levels of decision-making in political, economic and public life
<ul style="list-style-type: none"> ✓ Weak social protection systems ✓ Inadequate and limited coverage of social protection programmes for vulnerable groups ✓ Ineffective coordination of social protection interventions ✓ Lack of sustainable funding 	1.17 Strengthen social protection, especially for children, women, persons with disability and the elderly	1.17.1 Mainstream social protection into District plans and budgets 1.17.2 Strengthen and effectively implement existing social protection intervention programmes and expand their coverage to include all vulnerable groups 1.17.3 Institute effective and accurate means of identifying and enrolling beneficiaries 1.17.4 Strengthen access to justice, rights, and entitlements by vulnerable groups, 1.17.5 Strengthen education and awareness against stigma, abuse, discrimination, and harassment of the vulnerable 1.17.6 Develop and implement productive and financial inclusion alongside the LEAP cash grant to facilitate the	Goal 10. Reduce inequality within and among countries	10.1 Adopt policies, especially fiscal, wage and social protection policies, and progressively achieve greater equality

DISTRICT DEVELOPMENT POLICY MATRIX			CORRESPONDING LINKAGE WITH THE SDGs	
DEVELOPMENT ISSUES	POLICY OBJECTIVES	STRATEGIES TO ACHIEVE OBJECTIVES	GOAL	ASSOCIATED TARGET
		graduation of LEAP beneficiaries from the cash transfer programme 1.17.7 Expand the VSLA concept to all LEAP beneficiaries		
✓ High unemployment rate amongst PWDs as a result of perceived low levels of skills and education of persons with disabilities	1.18 Promote full participation of PWDs in social and economic development of the country	1.18.1 Implement Disability Act 2006 (Act 715) to conform to the UN Convention on Disability 1.18.2 Ensure effective implementation of the 3 percent increase in District Assemblies Common Fund disbursements to PWDs 1.18.3 Generate database on PWD 1.18.4 Promote participation of PWDs in national development 1.18.5 Create avenues for PWD to acquire credit or capital for self-development.	Goal 8. Promote sustained, inclusive and sustainable economic growth, full and productive employment and decent work for all	4.1 By 2030, eliminate gender disparities in education and ensure equal access to all levels of education and vocational training for the vulnerable, including persons with disabilities, indigenous peoples and children in vulnerable situations 8.1 By 2030, achieve full and productive employment and decent work for all women and men, including for young people and persons with disabilities, and equal pay for work of equal value
✓ Low participation of Persons with disability in decision making	1.19 Promote participation of PWDs in politics, electoral democracy and governance	1.19.1 Strengthen inclusion of PWDs in capacity building on governance and democracy 1.19.2 Facilitate the exercise of PWDs rights in the electoral process by addressing problems of accessibility to voting 1.19.3 Promote advocacy in the inclusion of PWDs in politics, electoral process and governance	Goal 10. Reduce inequality within and among countries	10.1 By 2030, empower and promote the social, economic and political inclusion of all, irrespective of age, sex, disability, race, ethnicity, origin, religion or economic or other status
✓ Lack of physical access to public and private structures for PWDs	1.20 Ensure that PWDs enjoy all the benefits of Ghanaian citizenship	1.20.1 Ensure the implementation of the Ghana Accessibility Standards to ensure access of	Goal 4. Ensure inclusive and equitable quality	4.1 Build and upgrade education facilities that are child, disability and gender

DISTRICT DEVELOPMENT POLICY MATRIX			CORRESPONDING LINKAGE WITH THE SDGs	
DEVELOPMENT ISSUES	POLICY OBJECTIVES	STRATEGIES TO ACHIEVE OBJECTIVES	GOAL	ASSOCIATED TARGET
✓ Absence of special learning aids for PWDs		<p>PWDs to the built environment, goods, services and assistive devices</p> <p>1.20.2 Ensure the availability of trained educators, relevant professionals, parents and caregivers and personal assistants</p> <p>1.20.3 Implement productive social inclusion interventions</p> <p>1.20.4 Strengthen measures for early identification, assessment and intervention for children with disabilities from birth.</p>	<p>education and promote lifelong learning opportunities for all</p> <p>Goal 16. Promote peaceful and inclusive societies for sustainable development, provide access to justice for all and build effective, accountable and inclusive institutions at all levels</p>	<p>sensitive and provide safe, non-violent, inclusive and effective learning environments for all</p> <p>16.1 Promote and enforce non-discriminatory laws and policies for sustainable development</p>
✓ Youth unemployment and underemployment among rural and urban youth	1.21 Promote effective participation of the youth in socioeconomic development	<p>1.21.1 Mainstream youth development in District development programmes and projects across all sectors</p> <p>1.21.2 Build the capacity of the youth to discover opportunities</p> <p>1.21.3 Strengthen the NYA and YEA to effectively discharge their mandates</p> <p>1.21.4 Develop and implement additional initiatives for youth employment, including promotion of entrepreneurial skills</p> <p>1.21.5 Support the youth to participate in modern agriculture</p>	<p>Goal 4. Ensure inclusive and equitable quality education and promote lifelong learning opportunities for all</p> <p>Goal 8. Promote sustained, inclusive and sustainable economic growth, full and productive</p>	<p>4.2 By 2030, ensure that all youth and a substantial proportion of adults, both men and women, achieve literacy and numeracy</p> <p>8.1 By 2020, substantially reduce the proportion of youth not in employment, education or training</p>

DISTRICT DEVELOPMENT POLICY MATRIX			CORRESPONDING LINKAGE WITH THE SDGs	
DEVELOPMENT ISSUES	POLICY OBJECTIVES	STRATEGIES TO ACHIEVE OBJECTIVES	GOAL	ASSOCIATED TARGET
		1.21.6 Strengthen career guidance counselling offices in schools. 1.21.7 Facilitate access to credit for the youth	employment and decent work for all	

Environment, Infrastructure and Human Settlements

DISTRICT DEVELOPMENT POLICY MATRIX			CORRESPONDING LINKAGE WITH THE SDGS	
DEVELOPMENT ISSUES	POLICY OBJECTIVES	STRATEGIES TO ACHIEVE OBJECTIVES	GOAL	ASSOCIATED TARGET
<ul style="list-style-type: none"> ✓ Improper disposal of solid and liquid waste ✓ Incidence of acute respiratory illness caused by air pollution 	1.1 Reduce environmental pollution	<ul style="list-style-type: none"> 1.1.1 Promote the use of environmentally friendly methods and products 1.1.2 Intensify enforcement of regulations on air and water pollution including open burning 	Goal 11. Make cities and human settlements inclusive, safe, resilient and sustainable	11.2 By 2030, reduce the adverse per capita environmental impact of cities, including by paying special attention to air quality and municipal and other waste management
<ul style="list-style-type: none"> ✓ Incidence of wildfire ✓ Inappropriate farming practices ✓ Indiscriminate use of weedicides ✓ Over exploitation and inefficient use of forest resources ✓ Illicit trade in forest and wildlife resources 	1.2 Combat deforestation, desertification and Soil erosion	<ul style="list-style-type: none"> 1.2.1 Strengthen implementation of Ghana forest Plantation Strategy and restore degraded areas within and outside forest reserves 1.2.2 Promote alternative livelihoods, including eco-tourism in forest fringe communities. 1.2.3 Promote and develop mechanisms for transparent governance, equity sharing and stakeholder participation in the forest, wildlife and wood fuel resource management (e.g. CREMAs). 1.2.4 Promote information dissemination to both forestry institutions and the general public. 1.2.5 Promote and develop financing mechanisms for forest value chain management 	Goal 12. Ensure sustainable consumption and production patterns	<ul style="list-style-type: none"> 12.1 By 2030, achieve the sustainable management and efficient use of natural resources 12.2 By 2020, achieve the environmentally sound management of chemicals and all wastes throughout their life cycle, in Ghana and the Post-2015 Development Agenda - NDPC - 18 Sept 2015 Page 8 accordance with agreed international frameworks, and significantly reduce their release to air, water and soil in order to minimize their adverse impacts on human health and the environment

DISTRICT DEVELOPMENT POLICY MATRIX			CORRESPONDING LINKAGE WITH THE SDGS	
DEVELOPMENT ISSUES	POLICY OBJECTIVES	STRATEGIES TO ACHIEVE OBJECTIVES	GOAL	ASSOCIATED TARGET
✓ Vulnerability and variability to climate change	1.3 Enhance climate change resilience	1.3.1 Promote and Encourage climate resilient crop cultivars and animal breeds 1.3.2 Promote and document improved climate smart indigenous agricultural knowledge 1.3.3 Manage climate-induced health risks 1.3.4 Mainstreaming of climate change in District development planning and budgeting processes	Goal 11. Make cities and human settlements inclusive, safe, resilient and sustainable Goal 13. Take urgent action to combat climate change and its impacts	13.1 Strengthen resilience and adaptive capacity to climate-related hazards and natural disasters in all countries 13.2 Integrate climate change measures into national policies, strategies and planning 13.3 Improve education, awareness-raising and human and institutional capacity on climate change mitigation, adaptation, impact reduction and early warning
✓ Loss of trees and vegetative cover ✓ Degraded landscapes ✓ Inefficient energy use	1.4 Reduce greenhouse gases	1.4.1 Initiate green Ghana campaign with Chiefs, Traditional Authorities, Civil Society, Religious bodies and other recognized groups 1.4.2 Promote tree planting and green landscaping in communities	Goal 15. Protect, restore and promote sustainable use of terrestrial ecosystems, sustainably manage forests, combat desertification, and halt and reverse land degradation and halt biodiversity loss	15.1 By 2020, promote the implementation of sustainable management of all types of forests, halt deforestation, restore degraded forests and substantially increase afforestation and reforestation globally
✓ Weak coordination and inadequate funding for disaster prevention, preparedness and response	1.5 Promote proactive planning for disaster prevention and mitigation	1.5.1 Educate public and private institutions on natural and man-made hazards and disaster risk reduction 1.5.2 Strengthen early warning and response mechanism on disasters 1.5.3 Implement gender sensitivity in disaster management 1.5.4 Strengthen the capacity of the National Disaster Management Organisation	Goal 13. Take urgent action to combat climate change and its impacts	13.1 Integrate climate change measures into national policies, strategies and planning 13.2 Improve education, awareness-raising and human and institutional capacity on climate change mitigation, adaptation, impact reduction and early warning

DISTRICT DEVELOPMENT POLICY MATRIX			CORRESPONDING LINKAGE WITH THE SDGS	
DEVELOPMENT ISSUES	POLICY OBJECTIVES	STRATEGIES TO ACHIEVE OBJECTIVES	GOAL	ASSOCIATED TARGET
		(NADMO) to perform its functions effectively		
✓ Poor quality and inadequate road transport network	1.6 Improve efficiency and effectiveness of road transport infrastructure and services	<p><u>Road Transport</u></p> <p>1.6.1 Expand and maintain the District road network</p> <p>1.6.2 Provide bitumen surface for road networks in district capital and areas of high agricultural production and tourism.</p> <p>Promote private sector participation in construction, rehabilitation and management of road transport services</p>	Goal 11. Make cities and human settlements inclusive, safe, resilient and sustainable	By 2030, provide access to safe, affordable, accessible and sustainable transport systems for all, improving road safety, notably by expanding public transport, with special attention to the needs of those in vulnerable situations, women, children, persons with disabilities and older persons
<p>✓ Low broadband wireless access</p> <p>✓ Poor quality of ICT services</p>	1.7 Enhance application of ICT in national development	<p>1.7.1 Improve telecommunications accessibility</p> <p>1.7.2 Create opportunities for entrepreneurship in ICT</p> <p>1.7.3 Collaborate with the private sector to increase the broadband, bandwidth and speed of connections nationwide</p> <p>1.7.4 Develop and maintain online database for all categories of all properties and provide secured data access</p>	Goal 9. Build resilient infrastructure, promote inclusive and sustainable industrialization and foster innovation	Significantly increase access to information and communications technology and strive to provide universal and affordable access to the Internet in least developed countries by 2020

DISTRICT DEVELOPMENT POLICY MATRIX			CORRESPONDING LINKAGE WITH THE SDGS	
DEVELOPMENT ISSUES	POLICY OBJECTIVES	STRATEGIES TO ACHIEVE OBJECTIVES	GOAL	ASSOCIATED TARGET
<ul style="list-style-type: none"> ✓ Lack of ICT infrastructure in major decentralized departments of the District Assembly 	1.8 Expand the digital landscape	1.8.1 Develop an ICT infrastructure to facilitate the implementation of the GIFMIS and other data management software's 1.8.2 Deepen internet availability and accessibility especially in schools (citizen digital index) 1.8.3 Promote business process outsourcing and IT enabled services	Goal 9. Build resilient infrastructure, promote inclusive and sustainable industrialization and foster innovation	Significantly increase access to information and communications technology and strive to provide universal and affordable access to the Internet in least developed countries by 2020
<ul style="list-style-type: none"> ✓ Unreliable power supply ✓ High dependence on wood fuel 	1.9 Ensure availability of, clean, affordable and accessible energy	<u>Thermal</u> 1.9.1 Promote the use of gas as the primary fuel 1.9.2 Promote the use of solar energy for all Government and public buildings 1.9.3 Promote establishment of dedicated woodlots for efficient wood fuels production	Goal 7. Ensure access to affordable, reliable, sustainable and modern energy for all	7.1 By 2030, ensure universal access to affordable, reliable and modern energy services 7.2 By 2030, increase substantially the share of renewable energy in the global energy mix 7.3 By 2030, double the global rate of improvement in energy efficiency
<ul style="list-style-type: none"> ✓ Recurrent incidence of flooding ✓ Poor waste disposal practices ✓ Poor drainage system ✓ Silting and choking of drains ✓ Uncovered drains ✓ Poor landscaping 	1.10 Address recurrent devastating floods	1.10.1 Construct storm drains in Yagaba Township and other towns to prevent floods. 1.10.2 Intensify public education on indiscriminate disposal of waste 1.10.3 Prepare and implement local and structural plans 1.10.4 Ensure buildings are in line with local and	Goal 11. Make cities and human settlements inclusive, safe, resilient and sustainable	11.1 By 2030, ensure access for all to adequate, safe and affordable housing and basic services and upgrade slums

DISTRICT DEVELOPMENT POLICY MATRIX			CORRESPONDING LINKAGE WITH THE SDGS	
DEVELOPMENT ISSUES	POLICY OBJECTIVES	STRATEGIES TO ACHIEVE OBJECTIVES	GOAL	ASSOCIATED TARGET
		structural plans of the District.		
✓ Poor and inadequate maintenance of infrastructure	1.11 Promote proper maintenance culture	1.11.1 Establish timely and effective preventive maintenance plan for the District 1.11.2 Build capacity to ensure requisite skills for infrastructure maintenance	Goal 11. Make cities and human settlements inclusive, safe, resilient and sustainable	11.1 By 2030, ensure access for all to adequate, safe and affordable housing and basic services and upgrade slums
<ul style="list-style-type: none"> ✓ Weak enforcement of planning and building regulations ✓ Lack of spatial plans for the District and other big towns ✓ Inadequate human and institutional capacities for land use planning ✓ Scattered and unplanned human settlements 	1.12 Promote a sustainable, spatially integrated, balanced and orderly development of human settlements	1.12.1 Fully implement Land Use and Spatial Planning Act, 2016 (Act 925) 1.12.2 Strengthen the human and institutional capacities for effective land use planning and management nationwide 1.12.3 Ensure fully functioning of both the District Spatial Planning Committee and the technical planning committee.	Goal 11. Make cities and human settlements inclusive, safe, resilient and sustainable	11.1 By 2030, ensure access for all to adequate, safe and affordable housing and basic services and upgrade slums
<ul style="list-style-type: none"> ✓ High rate of rural-urban migration ✓ Poor and inadequate rural infrastructure and services 	1.13 Enhance quality of life in rural areas	1.13.1 Establish rural service centres to promote agriculture and agro-based industries 1.13.2 Promote rural enterprise development, financial inclusion, service	Goal 11. Make cities and human settlements inclusive, safe, resilient and sustainable	11.1 By 2030, ensure access for all to adequate, safe and affordable housing and basic services and upgrade slums

DISTRICT DEVELOPMENT POLICY MATRIX			CORRESPONDING LINKAGE WITH THE SDGS	
DEVELOPMENT ISSUES	POLICY OBJECTIVES	STRATEGIES TO ACHIEVE OBJECTIVES	GOAL	ASSOCIATED TARGET
		<p>delivery, capacity building and local economic development</p> <p>1.13.3 Provide basic infrastructure such as potable water, sanitation, electricity, road networks, schools, health facilities, low-cost housing.</p> <p>1.13.4 Fully implement the rural development policy</p>		

Governance, Corruption and Public Accountability

DISTRICT DEVELOPMENT POLICY MATRIX			CORRESPONDING LINKAGE WITH THE SDGs	
DEVELOPMENT ISSUES	POLICY OBJECTIVES	STRATEGIES TO ACHIEVE OBJECTIVES	GOAL	ASSOCIATED TARGET
<ul style="list-style-type: none"> ✓ Ineffective sub-district structures ✓ Poor service delivery at the local level ✓ Weak capacity of local governance practitioners 	1.1 Deepen political and administrative decentralization	1.1.1 Formalize performance appraisal of all heads of Departments and the DCE 1.1.2 Institute mechanism for effective inter-service/inter-sectoral collaboration and cooperation at district, regional and national levels 1.1.3 Strengthen sub-district structures	Goal 16. Promote peaceful and inclusive societies for sustainable development, provide access to justice for all and build effective, accountable and inclusive institutions at all levels Goal 17. Strengthen the means of implementation and revitalize the global partnership for sustainable development	16.1 Develop effective, accountable and transparent institutions at all levels 16.7 Ensure responsive, inclusive, participatory and representative decision-making at all levels 16.2 Ensure public access to information and protect fundamental freedoms, in accordance with national legislation and international agreements
<ul style="list-style-type: none"> ✓ Weak spatial planning capacity at the local level ✓ Inadequate exploitation of local opportunities for economic growth and job creation 	1.2 Improve decentralized planning	1.2.1 Strengthen local capacity for spatial planning 1.2.2 Create enabling environment for the implementation of the Local Economic Development (LED) and Public Private Partnership (PPP) policies at the district level	Goal 16. Promote peaceful and inclusive societies for sustainable development, provide access to justice for all and build effective, accountable and inclusive institutions at all levels Goal 17. Strengthen the means of implementation and revitalize the global partnership for sustainable development	16.1 By 2030, ensure access for all to adequate, safe and affordable housing and basic services and upgrade slums 17.1 Enhance international support for implementing effective and targeted capacity-building in developing countries to support national plans to implement all the sustainable development goals, including through North-South, South-South Ghana and the Post-2015 Development Agenda - NDPC - 18 Sept 2015 Page 12 and triangular cooperation
<ul style="list-style-type: none"> ✓ Limited capacity and opportunities for revenue mobilization ✓ Implementation of unplanned expenditures 	1.3 Strengthen fiscal decentralization	1.3.1 Enhance revenue mobilization capacity and capability of MMDAs 1.3.2 Strengthen PPPs in IGF mobilization 1.3.3 Improve service delivery at the District level	Goal 17. Strengthen the means of implementation and revitalize the global partnership for sustainable development	17.1 Strengthen domestic resource mobilization, including through international support to developing countries, to improve domestic capacity for tax and other revenue collection

DISTRICT DEVELOPMENT POLICY MATRIX			CORRESPONDING LINKAGE WITH THE SDGs	
DEVELOPMENT ISSUES	POLICY OBJECTIVES	STRATEGIES TO ACHIEVE OBJECTIVES	GOAL	ASSOCIATED TARGET
✓ Inadequate and delays in central government transfers				17.2 Mobilize additional financial resources for developing countries from multiple sources
<p>✓ Weak involvement and participation of citizenry in planning and budgeting</p> <p>✓ Weak capacity of CSOs to effectively participate in public dialogue</p>	1.4 Improve popular participation at regional and district levels	<p>1.4.1 Promote effective stakeholder involvement in development planning process, local democracy and accountability</p> <p>1.4.2 Build capacity of key stakeholders, such as traditional authorities, civil society groups, private sector and NGOs in development dialogue</p> <p>1.4.3 Strengthen People's Assemblies concept to encourage citizens to participate in government</p>	Goal 16. Promote peaceful and inclusive societies for sustainable development, provide access to justice for all and build effective, accountable and inclusive institutions at all levels	16.1 Ensure responsive, inclusive, participatory and representative decision-making at all levels
✓ Ineffective monitoring and evaluation of implementation of development policies and plans	1.5 Enhance capacity for policy formulation and coordination	<p>1.5.1 Strengthen the implementation of development plans</p> <p>1.5.2 Strengthen the capacity of the DPCU to undertaking policy analysis, development planning, monitoring and evaluation,</p> <p>1.5.3 Intensify the use of Strategic Environmental Assessment (SEA) in public policy processes and implementation of projects.</p>	Goal 17. Strengthen the means of implementation and revitalize the global partnership for sustainable development	<p>17.1 Enhance policy coherence for sustainable development</p> <p>17.2 Strengthen domestic resource mobilization, including through international support to developing countries, to improve domestic capacity for tax and other revenue collection</p> <p>17.3 Mobilize additional financial resources for developing countries from multiple sources</p>

DISTRICT DEVELOPMENT POLICY MATRIX			CORRESPONDING LINKAGE WITH THE SDGs	
DEVELOPMENT ISSUES	POLICY OBJECTIVES	STRATEGIES TO ACHIEVE OBJECTIVES	GOAL	ASSOCIATED TARGET
		<p>1.5.4 Strengthen the relationship between national development planning system and the budgeting processes</p> <p>1.5.5 Promote coordination, harmonization and ownership of the development process</p>		17.4 Enhance international support for implementing effective and targeted capacity-building in developing countries to support national plans to implement all the sustainable development goals, including through North-South, South-South
<ul style="list-style-type: none"> ✓ Inadequate and poor quality equipment and infrastructure ✓ Inadequate personnel ✓ Lack of fire station ✓ Inadequate community and citizen involvement in public safety 	1.6 Enhance public safety and security	<p>1.6.1 Promote security awareness of the various communities through neighborhood watch schemes</p> <p>1.6.2 Improve relations between law enforcement agencies and the citizenry</p> <p>1.6.3 Establish Fire station for fire prevention, protection and fighting</p> <p>1.6.4 Ensure the posting of additional police personnel</p>	Goal 16. Promote peaceful and inclusive societies for sustainable development, provide access to justice for all and build effective, accountable and inclusive institutions at all levels	<p>16.1 Significantly reduce all forms of violence and related death rates everywhere</p> <p>16.2 Promote the rule of law at the national and international levels and ensure equal access to justice for all</p> <p>16.3 Strengthen relevant national institutions, including through international cooperation, for building capacity at all levels, in particular in developing countries, to prevent violence and combat terrorism and crime</p>
<ul style="list-style-type: none"> ✓ Lack of court infrastructure 	1.7 Promote access and efficiency in delivery of Justice	<p>1.7.1 Educate communities members about legal Aid especially for the poor and vulnerable</p> <p>1.7.2 Establish District court for delivery of justice.</p>	Goal 16. Promote peaceful and inclusive societies for sustainable development, provide access to justice for all and build effective, accountable and inclusive institutions at all levels	Promote the rule of law at the national and international levels and ensure equal access to justice for all

DISTRICT DEVELOPMENT POLICY MATRIX			CORRESPONDING LINKAGE WITH THE SDGs	
DEVELOPMENT ISSUES	POLICY OBJECTIVES	STRATEGIES TO ACHIEVE OBJECTIVES	GOAL	ASSOCIATED TARGET
<ul style="list-style-type: none"> ✓ Ineffective advocacy strategies by relevant institutions responsible for public education 	1.8 Improve participation of Civil society (media, traditional authorities, religious bodies) in national development	<p><i>Civil Society Organization</i></p> <p>1.8.1 Adopt the National Popular Participation Framework for implementation at the district level</p> <p>1.8.2 Partner with CSO and the media to play the watchdog role.</p>	Goal 16. Promote peaceful and inclusive societies for sustainable development, provide access to justice for all and build effective, accountable and inclusive institutions at all levels	16.1 Ensure responsive, inclusive, participatory and representative decision-making at all levels
<ul style="list-style-type: none"> ✓ Ineffective advocacy strategies 	1.9 Promote discipline in all aspects of life	<p>1.9.1 Implement interventions to promote attitudinal change and instill patriotism in the citizenry, especially amongst children and the youth</p> <p>1.9.2 Institute mechanism for rewarding good behavior and sanctioning bad behavior</p>	Goal 4. Ensure inclusive and equitable quality education and promote lifelong learning opportunities for all	4.1 By 2030, ensure that all learners acquire the knowledge and skills needed to promote sustainable development, including, among others, through education for sustainable development and sustainable lifestyles, human rights, gender equality, promotion of a culture of peace and non-violence, global citizenship and appreciation of cultural diversity and of culture's contribution to sustainable development
<ul style="list-style-type: none"> ✓ Inadequate cultural infrastructure ✓ Growing negative influence of foreign culture 	1.10 Promote culture in the development process	<p>1.10.1 Mainstream culture in all aspect of planning and budgeting</p> <p>1.10.2 Establish mechanisms to eradicate negative cultural practices and project the Ghanaian cultural heritage</p> <p>1.10.3 Create awareness of the importance of culture for development and enhance private sector participation</p>	Goal 8. Promote sustained, inclusive and sustainable economic growth, full and productive employment and decent work for all	8.1 By 2030, devise and implement policies to promote sustainable tourism that creates jobs and promotes local culture and products

DISTRICT DEVELOPMENT POLICY MATRIX			CORRESPONDING LINKAGE WITH THE SDGs	
DEVELOPMENT ISSUES	POLICY OBJECTIVES	STRATEGIES TO ACHIEVE OBJECTIVES	GOAL	ASSOCIATED TARGET
<ul style="list-style-type: none"> ✓ Inadequate ownership and accountability ✓ Low awareness of government agenda 	1.11 Ensure responsive governance and citizen participation in the development dialogue	<ul style="list-style-type: none"> 1.11.1 Create an enabling environment for development communication 1.11.2 Promote ownership and accountability for implementation for development and policy programmes 1.11.3 Organize regular town hall meetings 	Goal 16. Promote peaceful and inclusive societies for sustainable development, provide access to justice for all and build effective, accountable and inclusive institutions at all levels	16.1 Ensure responsive, inclusive, participatory and representative decision-making at all levels

CHAPTER 4:

4.0 DEVELOPMENT PROGRAMME 2022-2025

This chapter develops the Programme of Action for the Plan. The programme of Action for the plan period of 2022-2025 specifies the programme, sub-programmes as well as the goals of the programmes. It indicates the sector activities, location, time for implementation, indicative budget, source of funding, implementing departments and collaborating partners including the private sector, donors, NGOs, the Area Councils and individual communities.

Programme refers to a set of related activities to achieve a common objective or goal. It may refer to a grouped set of capital investment activities (e.g. improving quality of education programme), or to a specific initiative (e.g. a school feeding programme). Sub-programme, comprise a distinct grouping of services and activities that fall within the framework of a budget programme which for management reasons is desirable to identify separately within the budget programme.

The cost of each programme is based on the prevailing market prices of items of goods and services related to the execution of the aggregated projects of that programme at the time of preparation of the plan and projections of market prices for the next four years.

Table 4.1 shows programmes and sub-programmes for the district.

Fig 4.0: Structure Plans for some Towns and Communities

WORKING ON

Table: 4.1 DISTRICT COMPOSITE PROGRAMME OF ACTION (POA)

GOAL	Adopted Objective	Programme (PBB)	Sub-programme (PBB)	TIMEFRAME (Year)				COST(GH¢)			PROGRAMME STATUS		IMPLEMENTING INSTITUTION/DEPARTMENT	
				2022	2023	2024	2025	GoG	IGF/ABFA	Others	New	Ongoing	Lead	Collaborating
ECONOMIC DEVELOPMENT														
BUILD A PROSPEROUS SOCIETY	Ensure improved fiscal performance and sustainability	Financial Management	Treasury management and revenue mobilization	1	1	1	1	257,400.00	84,400.00	5,000.00		√	DA	Assembly members
	Ensure energy availability and reliability	Economic Development	Energy provision	1	1	1	1	800,000.00	200,000.00	20,000.00		√	DA	VRA
	Ensure improved skills development for Industry	Economic development	Skill development	1	1	1	1	860,000.00	120,000.00	10,000.00		√	DA	NBSSI/NDA
	Support Entrepreneurship and SME Development	Economic dev't	SME development	1	1	1	1	248,000.00	20,000.00	2,000.00		√	DA	NBSSI
	Improve agricultural productivity	Economic development	Agricultural services and management	1	1	1	1	245,000.00	15,000.00	5,000.00		√	DA	DP

	Promote a demand-driven approach to agricultural development	economic development	Agricultural services and management	1	1	1	1	120,000.00	5,000.00	20,000.00	√	DA	DP
	Ensure improved public investment	economic development	Agricultural services and management	1	1	1	1	170,000.00	7,000.00	5,000.00	√	DA	DP
	Improve production efficiency and yield	economic development	Agricultural services and management	1	1	1	1	180,000.00	20,000.00	5,000.00	√	DA	DP
	Improve agricultural productivity	economic development	Agricultural services and management	1	1	1	1	60,000.00	400,000.00	50,000.00	√	DA	DP
	Improve Post-Harvest Management	economic development	Agricultural services and management	1	1	1	1	800,000.00	200,000.00	20,000.00	√	DA	DP
	Enhance the application of science, technology and innovation	economic development	Agricultural services and management	1	1	1	1	250,000.00	150,000.00	10,000.00	√	DA	DP
	Promote agriculture as a viable business among the youth	economic development	Agricultural services and management	1	1	1	1	900,000.00	75,000.00	20,000.00	√	DA	DP

	Promote livestock and poultry development for food security and income	economic development	Agricultural services and management	1	1	1	1	1,650,000.00	60,000.00	50,000.00	√	DA	DP	
	Diversify and expand the tourism industry for economic development	economic development	Agricultural services and management	1	1	1	1	900,000.00	30,000.00	200,000.00	√	DA	DP	
Sub-Totals								7,440,400.00	1,386,400.00	422,000.00				
SOCIAL DEVELOPMENT														
GOAL	Adopted Objective	Programme (PBB)	Sub-programme (PBB)	TIMEFRAME (Year)				COST(GH¢)			PROGRAMME STATUS		IMPLEMENTING INSTITUTION/DEPARTMENT	
				2022	2023	2024	2025	GoG	IGF/ABFA	Others	New	√	Lead	Collaborating
CREATE OPPORTUNITIES FOR ALL	Enhance inclusive and equitable access to, and participation in quality education at all levels	Social Services delivery	Education, Youth, Sports and Library Services	1	1	1	1	2,160,000.00	540,000.00	10,000.00	√	DA	GES	
	Strengthen school management systems	Social Services delivery	Education, Youth, Sports and Library Services	1	1	1	1	368,000.00	17,000.00	10,000.00	√	GES	DA	

	Ensure affordable, equitable, easily accessible and Universal Health Coverage (UHC)	Social Services delivery	Public Health services and management	1	1	1	1	2,000,000.00	500,000.00	50,000.00	√	GHS	DA
	Strengthen healthcare management system Coverage (UHC)	Social Services delivery	Public Health services and management	1	1	1	1	60,000.00	10,000.00	50,000.00	√	GHS	DA
	Reduce disability morbidity, and mortality	Social Services delivery	Public Health services and management	1	1	1	1	185,000.00	12,000.00	100,000.00	√	GHS	DA
	Ensure the reduction of new HIV and AIDS/STIs infections, especially among the vulnerable groups	Social Services delivery	Public Health services and management	1	1	1	1	80,000.00	8,000.00	10,000.00	√	DA	DHD
	Ensure food and nutrition security	Social Services delivery	Public Health services and management	1	1	1	1	600,000.00	50,000.00	400,000.00	√	GHS	DA/DP
	Strengthen food and nutrition security governance	Social Services delivery	Public Health services and management	1	1	1	1	248,000.00	12,000.00	80,000.00	√	GHS	DA/DP
	Improve population management	Social Services delivery	Birth and death registration services	1	1	1	1	250,000.00	150,000.00		√	DA	DP
	Improve population management	Social Services delivery	Reproductive health services	1	1	1	1	140,000.00	10,000.00	2,000.00	√	GHS	DA/DP

	Harness demographic dividend	Social Services delivery	Population management	1	1	1	1	40,000.00	10,000.00	400,000.00	√		GHS	DA/DP
	Improve access to improved and reliable environmental sanitation services	Social Services delivery	Environmental health and sanitation services	1	1	1	1	800,000.00	200,000.00	1,000,000.00		√	DA	DP
	Improve access to safe and reliable water supply services for all	Infrastructure delivery and management	Public works, rural housing, roads and water management	1	1	1	1	2,000,000.00	1,000,000.00	3,000,000.00		√	DA	DP
	Ensure effective child protection and family welfare system	Social Services Delivery	Social Welfare and Community Development	1	1	1	1	255,000.00	5,000.00	5,000.00		√	DA	DP
	Ensure the rights and entitlements of children	Social Services Delivery	Social Welfare and Community Development	1	1	1	1	180,000.00	20,000.00	150,000.00		√	DA	DP
	Enhance the well-being of the aged	Social Services Delivery	Social Welfare and Community Development	1	1	1	1	325,000.00	25,000.00	200,000.00		√	DA	DP
	Attain gender equality and equity in political, social and economic development	Social Services Delivery	Gender Equality	1	1	1	1	135,000.00	35,000.00	150,000.00		√	DA	DP

	systems and outcomes													
	Promote economic empowerment of women.	Social Services Delivery	Gender Equality	1	1	1	1	72,000.00	18,000.00	80,000.00		√	DA	DP
	Strengthen social protection, especially for children, women, persons with disability and the elderly	Social Services Delivery	Social Protection	1	1	1	1	120,000.00	300,000.00	5,000.00		√	DA	DP
	Ensure that PWDs enjoy all the benefits of Ghanaian citizenship	Social Services Delivery	Social Protection	1	1	1	1	25,000.00	10,000.00	10,000.00		√	DA	DP
	Promote effective participation of the youth in socioeconomic development	Social Services Delivery	Youth dev't and employment	1	1	1	1	80,000.00	20,000.00	50,000.00		√	DA	YEA
	Enhance sports and recreational infrastructure	Social Services Delivery	Education, Youth, Sports and library services	1	1	1	1	1,000,000.00	250,000.00	20,000.00		√	DA	NSA
Sub-Totals							11,123,000.00	3,202,000.00	5,782,000.00					
ENVIRONMENT, INFRASTRUCTURE AND HUMAN SETTLEMENTS DEVELOPMENT														
GOAL	Adopted Objective	Program me (PBB)	Sub-program me (PBB)	TIMEFRAME (Year)				COST(GH¢)			PROGRAM ME STATUS		IMPLEMEN TING INSTITUTIO N/DEPART MENT	
				20 22	20 23	20 24	2025	GoG	IGF/ABFA	Others	New	Ong oing	Lead	Colla

														borating
SAFEGUARD THE NATURAL ENVIRONMENT AND ENSURE A RESILIENT BUILT ENVIRONMENT	Combat deforestation, desertification and Soil erosion	Environmental Management	Forest management	1	1	1	1	248,000.00	12,000.00	200,000.00		√	DA	DP
	Reduce environmental pollution	Environmental Management	Forest management	1	1	1	1	80,000.00	20,000.00	50,000.00		√	DA	DA/DP
	Enhance climate change resilience	Environmental Management	Climate change vulnerability reduction	1	1	1	1	70,000.00	35,000.00	50,000.00		√	DA	DP
	Promote proactive planning for disaster prevention and mitigation	Environmental Management	Disaster prevention and management	1	1	1	1	140,000.00	10,000.00	10,000.00		√	DA	DP
	Improve efficiency and effectiveness of road transport infrastructure and services	Infrastructure Delivery and Management	Public Works, rural housing, roads and water management	1	1	1	1	4,000,000.00	1,000,000.00	2,000,000.00		√	DA	Feeder roads department/DP
	Enhance application of ICT in national development	Infrastructure Delivery and Management	ICT	1	1	1	1	550,000.00	150,000.00	10,000.00		√	DA	MLGRD/TCPD

	Expand the digital land space	Infrastructure Delivery and Management	ICT	1	1	1	1	220,000.00	20,000.00	10,000.00	√		DA	DP
	Ensure availability of, clean, affordable and accessible energy	Energy	Thermal/Solar	1	1	1	1	140,000.00	10,000.00	20,000.00		√	DA	DP
	Address recurrent devastating floods	Infrastructure Delivery and Management	Public Works, rural housing, roads and water management	1	1	1	1	3,200,000.00	300,000.00	1,150,000.00	√		DA	DP
	Address recurrent devastating floods	Physical Planning	Structural plan preparation	1	1	1	1	200,000.00	200,000.00	30,000.00	√		DA	TCPD
	Promote proper maintenance culture	Infrastructure Delivery and Management	Public Works, rural housing, roads and water management	1	1	1	1	4,148,000.00	2,000.00	1,550,000.00		√	DA	DP
	Promote a sustainable, spatially integrated, balanced and orderly	Infrastructure Delivery and Management	Spatial planning	1	1	1	1	110,000.00	10,000.00	10,000.00	√		DA	DP

	development of human settlements													
Sub-Totals								13,106,000.00	1,769,000.00	5,090,000.00				
GOVERNANCE, CORRUPTION AND PUBLIC ACCOUNTABILITY														
GOAL	Adopted Objective	Programme (PBB)	Sub-programme (PBB)	TIMEFRAME (Year)				COST(GH¢)			PROGRAMME STATUS		IMPLEMENTING INSTITUTION/DEPARTMENT	
				2022	2023	2024	2025	GoG	IGF/ABFA	Others	New	Ongoing	Lead	Collaborating
MAINTAIN A STABLE, UNITED AND SAFE SOCIETY	Deepen political and administrative decentralization	Management and Administration	Central Administration	1	1	1	1	200,000.00	10,000.00	10,000.00		√	DA	DP
	Enhance quality of life in rural areas	Management and Administration	Central Administration	1	1	1	1	150,000.00	2,000.00	5,000.00		√	DA	DP
	Improve popular participation at regional and district levels	Management and Administration	Central Administration	1	1	1	1	64,000.00	16,000.00	5,000.00		√	DA	DP
	Improve participation of Civil society (media, traditional authorities, religious bodies) in national development	Management and Administration	Central Administration	1	1	1	1	65,000.00	15,000.00	5,000.00		√	DA	DP

	Enhance capacity for policy formulation and coordination	Management and Administration	Central Administration	1	1	1	1	125,000.00	25,000.00	5,000.00	√		DA	DP
	Enhance public safety and security	Management and Administration	Central Administration	1	1	1	1	554,000.00	54,000.00	20,000.00		√	DA	DP
	Promote access and efficiency in delivery of Justice	Management and Administration	Central Administration		1		1	275,000.00	275,000.00	10,000.00		√	DA	DP
	Promote discipline in all aspects of life	Management and Administration	Central Administration	1	1	1	1	40,000.00	10,000.00	10,000.00		√	DP	NCCE
	Strengthen fiscal decentralization	Governance, corruption and public accountability	Democratic government	1	1	1	1	300,000.00	10,000.00	6,000.00	√		DA	MLGDRD,
	Enhance security service delivery	Governance, corruption and public accountability	Human security and public safety	1	1	1	1	708,933.33	95,500.00	130,000.00		√	DA	GPS
	Promote the fight against corruption and economic crimes	Governance, corruption and public accountability	Corruption and economic crimes	1	1	1	1	215,000.00	32,000.00	50,000.00		√	DA	CHRA G, CSOs & GPS
Sub-Totals							2,696,933.33	544,500.00	256,000.00					
PREVENTION AND MANAGEMENT OF PANDEMICS														
PREVENTION AND MANAGEMENT OF PANDEMICS	Improve public education and funding for covid-19 related activities	Environmental and Sanitation Management	Disaster prevention and Management	1	1	1	1	1,293,500.00	167,000.00	145,500.00	√		DA	NADMO
Sub-Totals							993,500.00	167,000.00	145,500.00					

IMPLEMENTATION, CO-ORDINATION, MONITORING AND EVALUATION														
IMPLEMENTATION, CO-ORDINATION, MONITORING AND EVALUATION	Strengthen planning and M&E processes at all levels	Governance, corruption and public accountability	Policy management	1	1	1	1	504,000.00	100,100.00	112,000.00		√	DA	CHRA G, CSOs & GPS
Sub-Totals								504,000.00	100,100.00	112,000.00				
Totals								35,863,833.33	7,169,000.00	11,707,500.00				
Overall Total									57,840,333.33					

Source: DPCU, 2021

TABLE 4.5: INDICATIVE FINANCIAL STRATEGY

Total Cost	Expected Revenue				Gap	Summary of resource mobilisation strategy	Alternative course of action
	GOG	IGF	Donor	Total revenue			
57,840,333.33	24,272,610.44	777,696.72	9,362,860.60	34,413,167.76	23,427,165.57	1. Market the plan to dev't partners to identify priority projects for funding. 2. Expand the revenue mobilization base. 3. Exploit undeveloped resources in the District	Collaborate with Government for additional funds to fund priority projects

Source: DPCU, 2021

CHAPTER 5:

DISTRICT ANNUAL ACTION PLAN 2022

5.1 INTRODUCTION

The programmes and projects in the Composite Programme of Action are further detailed in the Annual Action Plans (AAPs) to be implemented from 2022 to 2025. The AAP is the actual implementable document which stipulates specific activities with their corresponding time frame as well as the cost and the responsible agencies in charge of implementation. The Plan will be implemented by the Departments and Units of the Assembly, Decentralized Agencies as well as CSOs, NGOs, and the private sector. Also, traditional authorities, Assembly members, youth groups and other concerned stakeholders will form a part of the implementing body for the Plan.

5.2 PLAN IMPLEMENTATION ARRANGEMENTS

In order to ensure effective implementation of the District Medium Term Development plan, all institutional and administrative issues need to be clarified to enhance the participation of all relevant stakeholders. Thus, improvement is required in current arrangements particularly capacity building and measures to ensure the smooth implementation of the proposed projects and programmes.

5.3 INSTITUTIONAL ARRANGEMENTS

To guarantee effective implementation of the plan, the Assembly must ensure that departments established in the Local Governance Act 2016, Act 936 but which are nonexistent be established and those less resourced areas be provided with the requisite staff and logistics. The staffs of the District departments are expected to play leading roles in the implementation of the plan. Their capacities must therefore be improved through training to ensure the achievement of desired results.

5.4 ADMINISTRATIVE ARRANGEMENTS

It is required that the District Assembly streamlines and coordinates the activities of institutions operating within the Municipal assembly to avoid duplication and waste of scarce resources. Traditional leaders must be encouraged to play their expected roles especially in matters relating to the allocation of land for community projects, organization of communal labour and the creation of orderliness and understanding among members of the communities since the plan is a reflection of the aggregate aspirations and visions of the people in the Municipality.

5.5 COMMUNITY PARTICIPATION

The community members will not be left out in all aspects of the plan implementation process. Local opinion leaders will be very useful for community mobilization and education and must be encouraged to offer such services. This effective collaboration will ensure community support and guarantee ownership and the sustainability of all projects.

Fig. 5.1 Annual Action Plan for 2022

MAMPRUGU MOAGDURI DISTRICT ASSEMBLY															
DISTRICT ANNUAL ACTION PLAN FOR 2022															
ECONOMIC DEVELOPMENT															
Adopted Goal: Build a Prosperous Society															
	Programme(PBB)	Sub-programme(PBB)	Broad Activities	Location	Timeframe (Quarter)				Cost			Programme Status		Implementing Institution/Department	
					1	2	3	4	GoG	IGF/ABFA	Others	New	Ongoing	Lead	Collaborating
1	MANAGEMENT AND ADMINISTRATION	Finance and revenue mobilization	Monitoring of revenue collection	All Markets							4,400			DA	Hon. Assembly members
2	MANAGEMENT AND ADMINISTRATION	Finance and revenue mobilization	Tax payer sensitization and education on the need to pay tax to the Assembly	Selecte d communities							4,000			DA	Hon. Assembly members
3	MANAGEMENT AND ADMINISTRATION	Finance and revenue mobilization	Update revenue data	-							5,000			DA	Hon. Assembly members
4	MANAGEMENT AND ADMINISTRATION	Finance and revenue mobilization	Organize two training sessions on revenue mobilization for all revenue staff	Yagaba							4,000			DA	RCC
5	ECONOMIC DEVELOPMENT	Trade tourism and industrial development	Procurement of 300 electricity pools to extend electricity to communities	Selecte d communities						200,000				DA	DP
6	ECONOMIC DEVELOPMENT	Agricultural development	Conduct home and farm visits by AEAs	All zones								72,000		DA	AEAs
7	ECONOMIC DEVELOPMENT	Agricultural development	Train AEAs on improved Agric technologies	Yagaba								5,750		DA	DP
8	ECONOMIC DEVELOPMENT	Agricultural Development	Carry out disease surveillance in the district	All zones								1,500		DA	AEAs

9	ECONOMIC DEVELOPMENT	Agricultural Development	Vaccinate livestock against identifiable diseases in the district	District wide							4200		DAD	DA
10	ECONOMIC DEVELOPMENT	Agricultural Development	Data collection of market information and yield	District wide							3450		DAD	DA
11	ECONOMIC DEVELOPMENT	Agricultural Development	Register farmers for planting for food and jobs	District wide							4,500		DAD	DA
12	ECONOMIC DEVELOPMENT	Agricultural Development	Organize 20 Agric demonstration for farmers 4 acres maize, 4 acres rice, 4 acres cow pea and 4 acres soya beans	All zones							20,140		DAD	DA
13	ECONOMIC DEVELOPMENT	Agricultural Development	Organize 4 field days for farmers	4 Areas							18,750		DAD	DA
14	ECONOMIC DEVELOPMENT	Agricultural Development	Embark on FAW surveillance in each operational Area	All zones							3,000		DAD	DA
15	ECONOMIC DEVELOPMENT	Agricultural Development	Organize planning and review meetings & monthly Agric staff performance meeting	Yagaba							34,990		DAD	DA,DP
16	ECONOMIC DEVELOPMENT	Agricultural Development	Establishment of cashew nursery to raise 40,000 cashew seedlings	Yagaba							40,000		DAD	DA/
17	ECONOMIC DEVELOPMENT	Agricultural Development	Appointment of a district marketing desk officer and procurement of office logistics to set up a district marketing unit	Yagaba					30,000				DAD	DA/

18	ECONOMIC DEVELOPMENT	Agricultural Development	Established District Agric Advisory Services (DAAS) center and build capacity of staff on productivity enhancing technologies	Yagaba						25,000							DAD	DA/ DP
19	ECONOMIC DEVELOPMENT	Agricultural Development	Provide training for farmers through farm demonstrations on climate resilient, high yielding disease and pest resistant, short duration crop varieties	Selecte d commu nities						20,000							DAD	DA/ DP
20	ECONOMIC DEVELOPMENT	Agricultural Development	Construction of dams for dry season Agric	Selecte d commu nities						400,000							DA	NDA
21	ECONOMIC DEVELOPMENT	Agricultural Development	Train farmers on the use of meteorological information for decision making on farm activities	Yagaba						17,000						mar kets	DAD	MOFA/DP
22	ECONOMIC DEVELOPMENT	Agricultural Development	Construction of 1-No. warehouse with drying facilities at Yizesi	Yizesi						400,000							DA	DP
23	ECONOMIC DEVELOPMENT	Agricultural Development	Train Extension Officers on mainstreaming gender in agriculture.	Yagaba						25,000							DAD	DA
24	ECONOMIC DEVELOPMENT	Agricultural Development	Train small ruminant farmers on basic husbandry	Yagaba						10,000							DAD	DP
25	SOCIAL SERVICES DELIVERY	Agricultural Development	Rehabilitation of Dam/ Dug-out	Yizesi							270,000						DA	GPSNP
26	SOCIAL SERVICES DELIVERY	Agricultural Development	Rehabilitation of Dam/ Dug-out	Kubori							270,000						DA	GPSNP
27	SOCIAL SERVICES DELIVERY	Agricultural Development	Rehabilitation of Dam/ Dug-out	Katigri							270,000						DA	GPSNP

28	ECONOMIC DEVELOPMENT	Agricultural Development	Train AEAs on symptoms and treatment of basic disease in livestock and poultry	Yagaba							20,000			DAD	DP
29	ECONOMIC DEVELOPMENT	Agricultural Development	Organize 3 in-service training on improved livestock production technology for field staff	Yagaba							15,000			DAD	DP/
Sub-Total										1117000	62,400	1018280			
SOCIAL DEVELOPMENT															
Adopted Goal: Create Opportunities for all															
	Programmes and sub-programmes		Activities (Operations)	Location	Quarterly Time schedule				Indicative Budget				Implementing Agencies		
					1 s t	2 n d	3 r d	4 t h	GoG	IGF	Donor		Lead	Collaborating	
30	SOCIAL SERVICES DELIVERY	Infrastructure development	Rehabilitation of Kikaayili - Kpatorigu road	Kikaayili to Kpatorigu								200,000		DA	GPSNP
31	SOCIAL SERVICES DELIVERY	Infrastructure development	Rehabilitation of Yizesi - Nangruma road	Yizesi to Nangruma								350,000		DA	GPSNP
32	SOCIAL SERVICES DELIVERY	Education and youth development	Rehabilitation of dilapidated school buildings	Gbiima and Prima					500,000					DA	GES
33	SOCIAL SERVICES DELIVERY	Education and youth development	Supply of 600 dual desk and 4 No. teachers table and chair to 4 No. basic schools	Selected schools					80,000					DA	GES
34	SOCIAL SERVICES DELIVERY	Education and youth development	Construction of Teachers Quarters at Kikaayiri	Kikaayiri					185,333					DA	GES

35	SOCIAL SERVICES DELIVERY	Health delivery	Rehabilitation of Kubori Health center at Kubori	Kubori						74,000							DA	GHS
36	SOCIAL SERVICES DELIVERY	Education and youth development	Construction of 2 Bedroom Semi-Detach Teachers Quarters at Soo	Soo						200,000							DA	GES
37	SOCIAL SERVICES DELIVERY	Education and youth development	Construction of 2 Bedroom Semi-Detach Teachers Quarters at Kubugu	Kubugu						200,000							DA	GES
38	SOCIAL SERVICES DELIVERY	Health delivery	Completion of Zanwara CHPs Compound at Zanwara	Zanwara						170,000							DA	GHS
39	SOCIAL SERVICES DELIVERY	Education and youth development	Completion of Teachers Quarters at Tantala	Tantala						50,000							DA	GES
40	SOCIAL SERVICES DELIVERY	Education and youth development	Rehabilitation of 3-Unit Classroom block at Daboziesi	Daboziesi						40,000							DA	GES
41	SOCIAL SERVICES DELIVERY	Education and youth development	Rehabilitation of Yiziesi Teachers Quarters at Yiziesi	Yiziesi						36,000							DA	GES
42	SOCIAL SERVICES DELIVERY	Education and youth development	Construction and furnishing of 1-№ Ghana Education Service Directorate	Yagaba						250,000							DA	GES
43	SOCIAL SERVICES DELIVERY	Education and youth development	Construction and furnishing of 3-Unit Classroom block at Nangrumah	Nangrumah						189,500							DA	GES
44	SOCIAL SERVICES DELIVERY	Education and youth development	Rehabilitation of Assembly staff quarters at yagaba	Yagaba						80,000							DA	
45	SOCIAL SERVICES DELIVERY	Education and youth development	Construction of 2-Bedroom Semi-Detach Teachers Quarters at Yirangu	Yirangu						190,000							DA	GES

46	SOCIAL SERVICES DELIVERY	Education and youth development	Construction and Furnishing of 3-Unit Classroom Block at Soo Namoo	Soo Namoo						256,000							DA	GES
47	SOCIAL SERVICES DELIVERY	Education and youth development	Rehabilitation of Teachers Quarters at Kunkwa	Kunkwa						80,000							DA	GES
48	SOCIAL SERVICES DELIVERY	Education and youth development	Construction and Furnishing of 3-Unit Classroom Block at Wuyema	Wuyema						255,000							DA	GES
49	SOCIAL SERVICES DELIVERY	Education and youth development	Construction and Furnishing of 3-Unit Classroom Block at Kuba	Kuba						250,000							DA	GES
50	SOCIAL SERVICES DELIVERY	Education and youth development	Construction and Furnishing of 3-Unit Classroom Block at Loagri	Loagri						250,000							DA	GES
51	SOCIAL SERVICES DELIVERY	Education and youth development	Construction and Furnishing of 1-№ 3 Unit Classroom Block at Yaana-Moo	Yaana-Moo						255,000							DA	GES
52	SOCIAL SERVICES DELIVERY	Education and youth development	Rehabilitation of 3-Unit Classroom block at loagri	loagri						102,000							DA	GES
53	SOCIAL SERVICES DELIVERY	Education and youth development	Completion of 3-unit classroom block at Kunkwa	Kunkwa						78,000							DA	GES
54	SOCIAL SERVICES DELIVERY	Education and youth development	Construction of 3-unit classroom block at Dabozezi	Dabozezi						182,000.00							DA	GES
55	SOCIAL SERVICES DELIVERY	Education and youth development	Construction of teacher's quarters at Yizeisi	Yizeisi						185,000							DA	GES

56	SOCIAL SERVICES DELIVERY	Health delivery	Construction of Nurses Quarters	Kpatorigu, Nangurmah and Katigri						2,550.00								DA	DHD
57	SOCIAL SERVICES DELIVERY	Education and youth development	Provision of Text Books to basic schools	District Wide						150,000								GES	DA/ DP
58	SOCIAL SERVICES DELIVERY	Education and youth development	Provide logistics (Fuel) to circuit supervisors for regular school inspection	-						24,000								DA	GES/ DP
59	SOCIAL SERVICES DELIVERY	Education and youth development	Organize education review meetings	Yagaba						7,000								GES	DA/ DP
60	SOCIAL SERVICES DELIVERY	Education and youth development	Organize community sensitizations on parenting, the need to send the girl child to school and the consequences of child marriage	Selecte d communities						27,000								GES	DA/ DP
61	SOCIAL SERVICES DELIVERY	Education and youth development	Organize inter-school sports activities	-						10,000								GES	NSA
62	SOCIAL SERVICES DELIVERY	Education and youth development	Train and build capacity of SMC/PTAs about SPIP, SPAM and SRC gender sensitive education	Selecte d schools						20,000								GES	DP
63	SOCIAL SERVICES DELIVERY	Education and youth development	Monitor educational delivery programmes in schools with specific reference to teachers and their output	District wide						10,000								DA	GES

64	SOCIAL SERVICES DELIVERY	Education and youth development	Organize district level cluster school performance appraisal meeting SPAMS/Durbars to discuss education results	Yagaba						8,000		7,000		GES	DA/ DP
65	SOCIAL SERVICES DELIVERY	Health delivery	Provide network and equip the district satellite office of the NHIA with ICT facilities	Yagaba						75,000				DA	NHIA
66	SOCIAL SERVICES DELIVERY	Health delivery	Provide logistical support to the Dist. Health Directorate for routine monitoring activities at the sub-district level	Yagaba						10,000		3,000		DA	DP
67	SOCIAL SERVICES DELIVERY	Health delivery	Provision for Mental Health Care	District Wide						50,000		30,000		DHD	DA
67	SOCIAL SERVICES DELIVERY	Health delivery	Train community health volunteers and health staff on IDSR and on updates on CBS register	Yagaba						5,000		10000		DHD	DP
68	SOCIAL SERVICES DELIVERY	Health delivery	Conduct survey on the usage of ITN	Selecte d commu nities								4,000		S4H	DHD/ RHD
69	SOCIAL SERVICES DELIVERY	Health delivery	Carry out immunization sessions	District wide						7,000		3,000		DHD	DP
70	SOCIAL SERVICES DELIVERY	Health delivery	Provision for the district epidemic management committee	Yagaba						10,000				DHD	DA
71	SOCIAL SERVICES DELIVERY	Health delivery	Visit to all health facilities to collect data on HIV/AIDS cases.	District wide						8,000				DA	District Health Directrate(DHD)

72	SOCIAL SERVICES DELIVERY	Health delivery	Supply of HIV Test kits to health facilities	Selecte d health facilitie s						5,000				DA	DHD, TSU-Ghana Aids Commission
73	SOCIAL SERVICES DELIVERY	Health delivery	Community sensitization on HIV and AIDS	District wide						9,000				DA	District Health Direcrate
74	SOCIAL SERVICES DELIVERY	Health delivery	Organize Voluntary screening and testing on HIV/AIDs in 4 area councils	Area Council Centers						20,000				DA	DHD, TSU-Ghana Aids Commission
75	SOCIAL SERVICES DELIVERY	Health delivery	Organization of World AID Day celebration	Yagaba						9,000				DA	DHD, TSU-Ghana Aids Commission
76	SOCIAL SERVICES DELIVERY	Health delivery	Provision for antiretroviral drugs	-						15,000				DA	TSU-Ghana Aids Commission, DHD
77	SOCIAL SERVICES DELIVERY	Health delivery	GIFTS/IFA Forum or engagement with parents and teachers in 14 schools across the districts.	Yagaba							13944			DP	DHD
78	SOCIAL SERVICES DELIVERY	Health delivery	Monitoring of the supplementation of IFA in schools to ensure compliance with national protocols after the training district wide	Selecte d schools						2,000		4968		DHD	RHD
79	SOCIAL SERVICES DELIVERY	Health delivery	Support 14 health facilities with HB testing Machine in the district	Selecte d commu nities						1,500		18,620		DHD	RHD, DP
80	SOCIAL SERVICES DELIVERY	Health delivery	Monitoring and on the job training on the usage of HB machine ensure compliance with protocols in all health facilities district wide	Yagaba						2,000		7,380		DHD	DP

81	SOCIAL SERVICES DELIVERY	Health delivery	Organize quarterly radio discussion on the 1000 days concept (Maternal Nutrition, Ely initiation of breast feeding, exclusive breast feeding and complementary feeding)	Selecte d commu nities						800		1,856		DHD	DP
82	SOCIAL SERVICES DELIVERY	Health delivery	Quarterly Monitoring of health facilities of Mamprugu Moagduri District on Nutrition activities	Selecte d commu nities						1,500		7,120		DHD	DP, DA
83	SOCIAL SERVICES DELIVERY	Health delivery	Vitamin A Mop up campaign for children 12-59 months	Yagaba						150		15,480		USA ID	DHD
84	SOCIAL SERVICES DELIVERY	Health delivery	Train 50 Food venders on food safety and hygiene protocols in Yagaba, Loagri and Kubori	Yagaba						3000		7,520		DHD	DP
85	SOCIAL SERVICES DELIVERY	Health delivery	Form, Reactivate and train water and sanitation management teams in 20 Communities on pump maintenance and hygiene management to increase communities' access to safe water	All sub-districts						3000		13,536		USA ID, Plan Ghana a	DHD

86	SOCIAL SERVICES DELIVERY (Health delivery)	Agricultural Development	Establish four (4) on-farm demonstrations on one acre plot each in four (4) zones of the district on the management and control of striga on maize fields by June 2022	Yagaba						3000		4,632		UNICEF, Plan Ghana	DHD
87	SOCIAL SERVICES DELIVERY	Health delivery	Training of 47 school health teachers on girl iron folic acid supplementation (GIFTs). district wide	District wide						3000		18,460.00		DHD	DP
88	SOCIAL SERVICES DELIVERY	Agricultural Development	Carry out two field days each at four demo sites on the management and control of striga by September 2022	District wide						2500		2,140		DHD	DA
89	SOCIAL SERVICES DELIVERY	Agricultural Development	Promote the production and consumption of vegetables by supporting 20 women and youth in dry season vegetable production to boost their nutrition and income by December 2022	Beneficiary communities						4000		16,376		DHD	DP
90	SOCIAL SERVICES DELIVERY	Health delivery	Improve nutrition in women and children by conducting food demonstration on nutritious food stuffs using locally available nutrient-rich food stuff with 12 women groups across the four zones of the District by end of third quarter 2022	District wide						3000		10,944		DHD	DP

91	SOCIAL SERVICES DELIVERY	Health delivery	Sensitize 300 farmers along the rivers about early warning systems and support them with early maturing maize seed varieties to mitigate the effects of the perennial flooding on farmers by April 2022							35000		26,304		SW/CD	DA
92	SOCIAL SERVICES DELIVERY	Health delivery	Revamp of 15 Mother-to-Mother Support Groups (M2MSGs) in target communities									1,920		DA	DWSA
93	SOCIAL SERVICES DELIVERY	Health delivery	Reactivation of 25 Father-to-Father Support Groups (F2FSGs) in target communities (Yagaba, Yizesi, Kubori and Kunkwa)									1,920		GHS	DA
94	SOCIAL SERVICES DELIVERY	Health delivery	Facilitate the enrolment of LEAP and PWDs beneficiaries into NHIS and other complementary services									4,832		DA	GES
95	SOCIAL SERVICES DELIVERY	Health delivery	Formation and reactivation of Health, Sanitation and Nutrition clubs in all Junior High Schools							1500		10,240		GHS	DA

96	SOCIAL SERVICES DELIVERY	Health delivery	Procure 3 Motorbikes (Yamaha YBR 125G) and ensure them to facilitate effective monitoring of activities to provide quality data for reporting and data-driven decision making							4500		54,900		DNC C	DA
97	SOCIAL SERVICES DELIVERY	Health delivery	Procure office equipment to facilitate effective management, administration and reporting on activities undertaken							4200		33,386		GHS	GES
98	SOCIAL SERVICES DELIVERY	Health delivery	Form, Reactivate and train HIV/AIDs Clubs in 42 Junior High Schools and the Senior high School in the District on the spread and prevention of HIV/AIDs							1200		6,622		GHS	DAD
99	SOCIAL SERVICES DELIVERY	Health delivery	Conduct voluntary screening and counseling on HIV/AIDs at the 4 area council centers									16,900		GHS	DA
100	SOCIAL SERVICES DELIVERY	Health delivery	Organize quarterly planning and review meetings for DNCC on nutrition performance							3000		560		DA	GHS
101	SOCIAL SERVICES DELIVERY	Health delivery	Carry out awareness creation on flood mitigation and control in 24 target communities									7,392		NAD MO	DA

102	SOCIAL SERVICES DELIVERY	Health delivery	Support 4 communities prone to flooding with dry season vegetable cultivation								12,800		DAD	DA
103	SOCIAL SERVICES DELIVERY	Health delivery	Carry out maternal and adolescent reproductive health education at all levels including schools, health facilities and communities	All Area Councils					2,000		8,000		DHD	NORSAC
104	SOCIAL SERVICES DELIVERY	Health delivery	Construction & furnishing of CHPS Compound and Drilling of Borehole at Prima	Prima							600,000		DA	GHS
105	SOCIAL SERVICES DELIVERY	Health delivery	Construction of children ward at Loagri	Loagri					192,350.50					
106	SOCIAL SERVICES DELIVERY	Health delivery	Construction of CHIP Compound at Tuvuu	Tuvuu					200,000				DA	GHS
107	SOCIAL SERVICES DELIVERY	Health delivery	Construction of Nurses Quarters at Jadema	Jadema					200,000				DA	GHS
108	SOCIAL SERVICES DELIVERY	Water and Sanitation	Drilling and Mechanization of 20 Boreholes in some selected communities	District wide					600,000		400,000		DA	Min. of Water and Sanitation, CWSA, DP
109	SOCIAL SERVICES DELIVERY	Water and Sanitation	Rehabilitation of 35 broken down boreholes in some selected communities	Selecte d commu nities					50,000				DA	CWSA, DP
110	SOCIAL SERVICES DELIVERY	Health delivery	Revamp and train WASH committees	Selecte d commu nities					5,000		5,000		DA	CWSA, DP
111	SOCIAL SERVICES DELIVERY	Health delivery	Carry out monthly clean up exercise coupled with public	Selecte d commu nities					36,000				DA	DP

			education on sanitation														
112	SOCIAL SERVICES DELIVERY	Health delivery	Organization of School health education	District Wide						10,000						DA	EH
113	SOCIAL SERVICES DELIVERY	Health delivery	Monitoring activities of the Environmental Health Unit	District wide						6000						DA	Traditional Authorities
114	SOCIAL SERVICES DELIVERY	Health delivery	Implement CLTS in 10 communities	10 Communities						48000						DA	Dev't partners
115	SOCIAL SERVICES DELIVERY	Health delivery	Update DESSAP	Yagaba						2,000						DA	Dev't partners
116	SOCIAL SERVICES DELIVERY	Health delivery	Collection of data and Screen food vendors /butchers /drinking bars,	Area Council Centers						5,000						DA	
117	SOCIAL SERVICES DELIVERY	Health delivery	Formation of Sanitation Market	Yagaba						30,000						DA	UNICEF
118	SOCIAL SERVICES DELIVERY	Health delivery	Carry out Residential and premises inspection	District wide						2,000						DA	
119	SOCIAL SERVICES DELIVERY	Health delivery	Enactment of District environmental bye-laws	-						20,000						DA	DP, RCC
120	SOCIAL SERVICES DELIVERY	Social welfare and community development	Establishment of Child Welfare Actors Platform and orientation of Actors on the CWFPP	-						4000	2,000					DA	DP
121	SOCIAL SERVICES DELIVERY	Social welfare and community development	Training needs assessment and training of child protection Actors on the CFWP and JCP	-						15,000		10,000				DA	ILGS,
122	SOCIAL SERVICES DELIVERY	Social welfare and community development	Reactivation and training of existing grass root structures for child protection for effective performance	Selecte d communities						18,000		10,000				DA	DP, ILGS

123	SOCIAL SERVICES DELIVERY	Social welfare and community development	Public campaign on harmful traditional practices and early child marriage	Selecte d commu nities						12,000		8,000		DA	DP
124	SOCIAL SERVICES DELIVERY	Social welfare and community development	Community engagement with toolkits on child marriage and child labour	Selecte d commu nities						5,000				SW/ CD	DA
125	SOCIAL SERVICES DELIVERY	Social welfare and community development	Reactivation of VSLA women groups in the district	District wide						2000				DA	DCSW
126	SOCIAL SERVICES DELIVERY	Social welfare and community development	Train parents on behavioral parenting especially on child mis-conduct management to improve pre-school and school-age children's behavior	-						5,000		5,000		DA	DP
127	SOCIAL SERVICES DELIVERY	Social welfare and community development	Provide treatment and care for abused and neglected children	-										DA	DP
128	SOCIAL SERVICES DELIVERY	Social welfare and community development	Collect data on the aged	-						15,000		10,000		DA	DP
129	SOCIAL SERVICES DELIVERY	Social welfare and community development	Facilitate the enrollment of all aged but needy on to the LEAP programme	-						5,000				DA	DP
130	SOCIAL SERVICES DELIVERY	Social welfare and community development	Train and provide equipment and logistics to the Gender Unit to provide effective services	Yagaba						20,000		15,000		DA	DP
131	MANAGEMENT AND ADMINISTRATION	Social welfare and community development	Training of DPCU members on Gender responsive planning and budgeting	Yagaba						20,000		8,000		DA	DP

132	SOCIAL SERVICES DELIVERY	Gender Equality	Carry out Gender awareness/sensitization campaign to change social norms to support gender equality	Selecte d commu nities						38,000									DA	DP
133	SOCIAL SERVICES DELIVERY	Gender Equality	Gender sensitization campaign on the need for women to have access to land	Selecte d commu nities						18,000									DA	DP
134	SOCIAL SERVICES DELIVERY	Social welfare and community development	Data collection on the vulnerable to improve upon targeting	District wide						20,000		15,000							DA	DP
135	SOCIAL SERVICES DELIVERY	Social welfare and community development	Provide financial support for PLWD to do business	-						30,000									DA	Hon. Assembly members
136	SOCIAL SERVICES DELIVERY	Education and youth development	Construction and furnishing of 3-classroom block with ancillary facilities at Gbiima	Gbiima						268,404									DA	MOE
137	SOCIAL SERVICES DELIVERY	Education and youth development	Construction of 1 No. 3 unit classroom block with ancillary facilities and furnishing with 150 dual desk, 4 No. Teacher's tables and chairs, 1no. long table and 4 No. chairs at Bunyanga	Bunya ga						194,466									DA	DDF
138	SOCIAL SERVICES DELIVERY	Education and youth development	Construction of 2-bedroom semi-detached teachers' quarters at Sakpaba	Sakpaba						187,608									DA	DDF
139	SOCIAL SERVICES DELIVERY	Education and youth development	Construction of 2-bedroom semi-detached teachers' quarters at Yagaba SHS	Yagaba						180,000.98									DA	DDF

140	SOCIAL SERVICES DELIVERY	Education and youth development	Provide employable skills training for the Youth	-						20,000	-	-		YEA	DA
Sub-Total										7,004,061	2000	2,021,752			
ENVIRONMENT, INFRASTRUCTURE AND HUMAN SETTLEMENTS DEVELOPMENT															
Adopted Goal: Safeguard the natural environment and ensure a resilient built environment															
	Programmes and sub-programmes		Activities (Operations)	Location	Quarterly Time schedule				Indicative Budget				Implementing Agencies		
					1st	2nd	3rd	4th	GoG	IGF	Donor		Lead	Collaborating	
141	ENVIRONMENTAL MANAGEMENT	Natural resource conservation and management	Carryout public education and campaign on the impact of deforestation	Selecte d communities					6,000.00		6,000.00			DA	DP, Forestry commission
142	ENVIRONMENTAL MANAGEMENT	Natural resource conservation and management	Develop at least 2 tourist sites in the district to promote CREMA activities	District wide					450,000.00					DA	DP, Forestry commission
143	ENVIRONMENTAL MANAGEMENT	Natural resource conservation and management	Provide equipment's and logistics to CREMA Executives to strengthen their operations	Selecte d CREMA Areas							25,000.00			DA	DP, Forestry commission
144	ENVIRONMENTAL MANAGEMENT	Natural resource conservation and management	Establishment of Cashew Nursery and Plantation	Loagri							500,000.00			DA	GPSNP
145	ENVIRONMENTAL MANAGEMENT	Natural resource conservation and management	Establishment of Cashew Nursery and Plantation	Yagaba							500,000.00			DA	GPSNP
146	ENVIRONMENTAL MANAGEMENT	Natural resource conservation and management	Establishment of Cashew Nursery and Plantation	Nangru ma							500,000.00			DA	GPSNP

147	ENVIRONMENTAL MANAGEMENT	Natural resource conservation and management	Establishment of Cashew Nursery and Plantation	Kubori							500,000.00			DA	GPSNP
148	ENVIRONMENTAL MANAGEMENT	Natural resource conservation and management	Establishment of Cashew Nursery and Plantation	Tantala							500,000.00			DA	GPSNP
149	ENVIRONMENTAL MANAGEMENT	Natural resource conservation and management	Establishment of Cashew Nursery and Plantation	Kubugu							500,000.00			DA	GPSNP
150	ENVIRONMENTAL MANAGEMENT	Natural resource conservation and management	Tree planting in communities	Selecte d communities							20,000.00			DP	DA, Forestry Commission, EPA
151	ENVIRONMENTAL MANAGEMENT	Natural resource conservation and management	Training of AEAs on climate resilient cultivars and animal breeds	-							15,000.00			DP	DAD
152	ENVIRONMENTAL MANAGEMENT	Natural resource conservation and management	Training of selected farmers on Climate resilient cropping and Animal husbandry	Selecte d communities							35,000.00			DP	DAD
153	ENVIRONMENTAL MANAGEMENT	Disaster prevention and management	Roll out public sensitization and education on disaster prevention and risk reduction	Selecte d Communities					10,000.00					DA	DP
154	ENVIRONMENTAL MANAGEMENT	Disaster prevention and management	Train and equip zonal coordinators and Community Disaster Volunteer Groups with the necessary equipment and logistics to strengthen early warning	Selecte d communities					20,000.00					DA	DP

			activities and risk reduction												
155	ENVIRONMENTAL MANAGEMENT	Disaster prevention and management	Train and provide logistics and equipment for NADMO staff	-					15,000.00		10,000.00			DA	DP
156	MANAGEMENT AND ADMINISTRATION	General Administration	Train district monitoring team members and Hon. Assembly members on effective monitoring of oil and gas activities	NA					10,000.00	3,000.00	3,000.00			DA	Min. of Ev't/Energy/EPA
157	MANAGEMENT AND ADMINISTRATION	General Administration	Meeting with chiefs/land lords on the importance of spatial planning	Yagaba					4,000.00					DA	Chiefs/Land lords and Hon. Assembly members
158	INFRASTRUCTURE DELIVERY AND MANAGEMENT	Physical and Spatial Planning)	Prepare spatial plans (structure/local plans) for selected towns to guide development and inform development permitting	Selecte d towns					300,000.00	10,000.00	100,000.00			DA	PPO

159	INFRASTRUCTURE DELIVERY AND MANAGEMENT	Infrastructure development	Reshaping/rehabilitation of selected roads including construction of culverts at designated Areas	Kusobi-Soo road, Licha-Soo road, Jadema - Katigri-Fumbisi road, Kpatorigu-Licha road, Wuyima-Soo road, Wuyima-Prima road, Nangruma-Santa road					800,000.00		400,000.00		DA	DP, Feeder roads Dept. Ghana High ways Authority
160	INFRASTRUCTURE DELIVERY AND MANAGEMENT	Infrastructure development	Construction of Urinary facilities at 5-no Markets in the District	selected communities district wide					50,000.00				DA	
161	INFRASTRUCTURE DELIVERY AND MANAGEMENT	Infrastructure development	Extension of portable water from Kikayili to Kubugu and Kubori	Kikaayiri, Kubugu, and Kubori					100,000.00				DA	GOG

162	INFRASTRUCTURE DELIVERY AND MANAGEMENT	Infrastructure development	Collaborate with Mobile Telecom service providers to extend mobile network connectivity to Areas where mobile network service is not available	Licha, Mugu, Nangur mah, Sakpaba, So, Tandow, Tantala, Tuvuu, Wuntubri, Wuyima, Yaa namoa, Yizeisi						5,000.00				DA	MTN, TOGO, VODAFONE, Min. of Communication
163	INFRASTRUCTURE DELIVERY AND MANAGEMENT	Infrastructure development	Establish District Statistical, Central Database, Planning and Budgeting	Yagaba						12,000.00				DA	
164	INFRASTRUCTURE DELIVERY AND MANAGEMENT	Infrastructure development	Sensitization and public education on the relevance of statistical information for planning and decision-making for (Heads of departments, Units, Agencies and Area/Zonal council chairpersons)	District wide						5,000.00				DA	
165	INFRASTRUCTURE DELIVERY AND MANAGEMENT	Infrastructure development	Established a digital street naming and property addressing system	-						150,000.00				DA	MLGRD
166	ENVIRONMENTAL MANAGEMENT	Natural resource conservation and management	Rehabilitation of Degraded Land with Cashew Trees	district wide						250,000.00				DA	Agric

167	ENVIRONMENTAL MANAGEMENT	Natural resource conservation and management	Production of Cashew seedlings to interested farmers in the district	District wide						250,000.00				DA	Agric
168	ENVIRONMENTAL MANAGEMENT	Natural resource conservation and management	Collaborate with traditional authorities to stop the activities of Rose Wood logging	District wide						15,000.00				DA	NADMO
169	ENVIRONMENTAL MANAGEMENT	Natural resource conservation and management	Embark on public campaign and education on the effect of activities of chain-saw operators and charcoal producers on the environment	Selected communities						7,000.00	3,000.00			DA	DP
170	ENVIRONMENTAL MANAGEMENT	Natural resource conservation and management	Collaborate with the private sector and the Ministry of energy to provide affordable solar energy	-						-	-	-		DA	Min. of energy,
170	INFRASTRUCTURE DELIVERY AND MANAGEMENT	Physical and spatial planning	Prepare and implement local and structural plans for Yagaba Township	-						200,000.00				DA	TCPD, Survey division of lands commission
172	INFRASTRUCTURE DELIVERY AND MANAGEMENT	Infrastructure development	Prepare and implement Operation and Maintenance plan and budget for all District Assembly buildings, plants and equipment	-						3,500.00				DA	Centralized Dept.
173	INFRASTRUCTURE DELIVERY AND MANAGEMENT	Infrastructure development	Train DWD staff on infrastructure maintenance	-						15,000.00				DA	RCC,
174	INFRASTRUCTURE DELIVERY AND MANAGEMENT	Physical and spatial planning	Procurement of logistics for the Physical planning department in the Assembly	-						50,000.00	10,000.00			DA	LGSS

175	INFRASTRUCTURE DELIVERY AND MANAGEMENT	Physical and spatial planning	Inaugurate the DSPC and provide the necessary logistics for the functioning of the DSPC and the Technical Committee	-						35,000.00				DA	TCPD
Sub-Total										2,662,500.00	123,000.00	3,617,000.00			
GOVERNANCE, CORRUPTION AND PUBLIC ACCOUNTABILITY															
Adopted Goal: Maintain a stable, united and safe society															
	Programmes and sub-programmes		Activities (Operations)	Location	Quarterly Time schedule				Indicative Budget				Implementing Agencies		
					1 s t	2 n d	3 r d	4 t h	GoG	IGF	Donor		Lead	Collaborating	
176	MANAGEMENT AND ADMINISTRATION	General administration	Rehabilitation and furnishing of Area Council offices	Kubori, Yizesi, Kunkwa and Yagaba					250,000					DA	DP
177	MANAGEMENT AND ADMINISTRATION	General administration	Registration of Birth & Death	District wide					5,600.00					DA	Birth and Dearth
178	MANAGEMENT AND ADMINISTRATION	General administration	Construction of 1-No 5-Unit Duty-Post Apartments for Heads of Departments (Non-Assembly)	Yagaba					334,947.00					DA	DDF
179	MANAGEMENT AND ADMINISTRATION	General administration	Sensitization on the need to register births and deaths	District wide					4,000.00					DA	Birth and Dearth
180	MANAGEMENT AND ADMINISTRATION	General administration	Visit TBAs Health centre/clinics for data collection on births and deaths	District wide					2,400.00					DA	Birth and Dearth
182	MANAGEMENT AND ADMINISTRATION	General administration	Furnishing of the district Assembly office complex	Yagaba					253,000.00					DA	DACF secretariate

183	MANAGEMENT AND ADMINISTRATION	General administration	Training of Area Council members, Unit Committees on their statutory functions	Yagaba						45,000.00			DA	ILGS/DP
184	MANAGEMENT AND ADMINISTRATION	General administration	Provision for the activities of Youth Employment.	Yagaba					10,000.00				DA	
145	MANAGEMENT AND ADMINISTRATION	General administration	Provision for the activities of Non-Formal Division.	Yagaba					10,000.00				DA	
186	MANAGEMENT AND ADMINISTRATION	Human resource management	Carry out training needs assessment and capacity building of District Assembly staff and Hon. Assembly members	-					45,000.00				DA	MLGRD, LGSS
187	MANAGEMENT AND ADMINISTRATION	General administration	Provision for the operationalization of the assembly sub-structures	-					40,000.00	30,000.00			DA	
188	MANAGEMENT AND ADMINISTRATION	Planning, budgeting and coordination	Prepare and review annually, a district popular participation Action Plan	-					6,000.00				DA	DP
189	MANAGEMENT AND ADMINISTRATION	General administration	Collaborate with development partners to establish district office of the NCCE	-					160,000.00	15,000.00			DA	DP, LGSS
190	MANAGEMENT AND ADMINISTRATION	General administration	Hold town hall meetings to disseminate information about the operations of the Assembly including revenue and expenditure related information to the General public	-					15,000.00	8,000.00			DA	Decentralized depts.

191	MANAGEMENT AND ADMINISTRATION	Planning, budgeting and coordination	Train DPCU members on policy analysis, dev't planning as well as project and programme monitoring and evaluation	-						20,000.00	15,000.00			DA	DP
192	MANAGEMENT AND ADMINISTRATION	Planning, budgeting and coordination	Provide equipment and logistics to the DPCU secretariate							20,000.00	12,000.00			DA	
193	MANAGEMENT AND ADMINISTRATION	Planning, budgeting and coordination	Provision for the routine monitoring and supervision of all projects and programmes in the district	District wide						150,000.00	100,000.00	250,000.00		DA	District Monitoring Team
194	MANAGEMENT AND ADMINISTRATION	General administration	Develop a district website to enhance information sharing and accountability to the general public	-						25,000.00	10,000.00			DA	DP
196	MANAGEMENT AND ADMINISTRATION	General administration	Review and gazette Assembly by-laws and fee fixing resolution	Yagaba						35,000.00	-		√	DA	MLGDRD
197	MANAGEMENT AND ADMINISTRATION	General administration	Organize sub-committee, general assembly meeting, and management meetings	Yagaba						65,000.00	25,000.00	-	√	DA	MLGDRD
198	MANAGEMENT AND ADMINISTRATION	General administration	Procure and supply office logistics and equipment (Tonners, Printers, A4 Sheets etc)	Yagaba						15,000.00	-	-	√	DA	MLGDRD
199	MANAGEMENT AND ADMINISTRATION	General administration	Procure 3-N0. Laptop computers and Printers for Staff	PPO, DSO &						15,859.00	-	-	√	DA	MLGDRD
200	MANAGEMENT AND ADMINISTRATION	General administration	Organize Independence Day Celebrations	Yagaba						20,000.00	-	-	√	DA	GES

201	MANAGEMENT AND ADMINISTRATION	General administration	Provide financial support for conflict and DISEC activities	Yagaba					40,000.00	10,000.00		√		DA	Security Agencies
202	MANAGEMENT AND ADMINISTRATION	General administration	Support establishes police post through self-help project	Kunkwa and Yizesi					20,000.00	-	100,000.00	√		DA	GPS
203	MANAGEMENT AND ADMINISTRATION	General administration	Support collaboration between the general public and security agencies	Yagaba					5,000.00	-	-	√		DA	Security Agencies
Sub-Total									1,566,806.00	270,000.00	350,000.00				
EMERGENCY PLANNING AND RESPONSE (INCLUDING COVID-19)															
204	MANAGEMENT AND ADMINISTRATION	General Administration	Sensitization of communities on the prevention and management of natural disasters	Selected communities					10,000.00	-	-	√	-	NAD MO	DA
205	MANAGEMENT AND ADMINISTRATION	General Administration	Provide emergency relief support and counseling to disaster victims	Affected communities					-	50,000.00	-	√	-	NAD MO	DA
206	MANAGEMENT AND ADMINISTRATION	Health Delivery	Sensitization and education of the general public on covid-19 protocols	Yagaba					-		30,000.00	√		GHS	DA
207	MANAGEMENT AND ADMINISTRATION	Health Delivery	Procure and distribute sanitary tools and logistics to combat covid-19	District-wide					50,000.00	-	-			DEHO	DA
208	MANAGEMENT AND ADMINISTRATION	Health Delivery	Strengthen capacities of health workers to manage and prevent the outbreak of diseases	Yagaba					15,000.00	-	-	√	-	GHS	DA
209	SOCIAL SERVICES DELIVERY	Health delivery	Provision for COVID-19 activities(meetings)	Yagaba					60,000					DA	Didtrict Covid Team
210	SOCIAL SERVICES DELIVERY	Health delivery	Procurement of PPEs for the fight of COVID-19	Yagaba					25,000					DA	Didtrict Covid Team

211	SOCIAL SERVICES DELIVERY	Health delivery	Construction and furnishing of 4 isolation centers to house COVID-19 cases in the district	All Area Councils Centers					900,000					DA	Didtrict Covid Team
212	SOCIAL SERVICES DELIVERY	Health delivery	Conduct sensitization and education on the fight of COVID-19 in the district	District wide					30,000					DA	Didtrict Covid Team
213	MANAGEMENT AND ADMINISTRATION	Health Delivery	Conduct contact tracing and case identification training on COVID-19 for Health workers	District -wide					6,500.00	-	10,000.00	√		GHS	DA
214	MANAGEMENT AND ADMINISTRATION	Health Delivery	Carry out covid-19 vaccination exercise	District -wide					4,000.00	-	5,000.00	√		GHS	DA
215	MANAGEMENT AND ADMINISTRATION	Health Delivery	Hold public health emergency committee meetings	Yagaba					12,000.00	1,000.00	-	√		GHS	DA
Sub-Total									1,112,500.00	51,000.00	45,000.00				
IMPLEMENTATION, CO-ORDINATION, MONITORING AND EVALUATION															
216	MANAGEMENT AND ADMINISTRATION	Planning, Budgeting and Coordination	Prepare 2023 AAP and composite budget	Yagaba					30,000.00	10,000.00				DA	MLGDRD
217	MANAGEMENT AND ADMINISTRATION	Planning, Budgeting and Coordination	Organize 4 Town Hall meetings	Yagaba					40,000.00		6,000.00			DA	
218	MANAGEMENT AND ADMINISTRATION	Planning, Budgeting and Coordination	Organize 4 Quarterly DPCU meetings	Yagaba					22,000.00					DA	
219	MANAGEMENT AND ADMINISTRATION	Planning, Budgeting and Coordination	Organize Mid-year review of the AAP meeting	Selecte d towns					2,000.00	1,000.00	5,000.00	√		DA	MLGDRD

220	MANAGEMENT AND ADMINISTRATION	Planning, Budgeting and Coordination	Ensure Monitoring of all development projects/programmes	District -wide					20,000.00	12,000.00	8,000.00	√		DA	MLGDRD
221	MANAGEMENT AND ADMINISTRATION	Planning, Budgeting and Coordination	Prepare and dissemination M&E reports	Yagaba					2,000.00	4,000.00	2,000.00	√	-	DA	MLGDRD
222	MANAGEMENT AND ADMINISTRATION	Planning, Budgeting and Coordination	Collect, collation and process District data for planning and implementation	Yagaba					5,500.00	3,000.00		√		DA	MLGDRD
Sub-Total									121,500.00	30,000.00	21,000.00				
TOTAL									13,584,366.67	538,400.00	7,073,032.00				
GRANT TOTAL										21,195,798.67					

Fig. 5.2 Annual Action Plan for 2023

MAMPRUGU MOAGDURI DISTRICT ASSEMBLY																
DISTRICT ANNUAL ACTION PLAN FOR 2023																
ECONOMIC DEVELOPMENT																
Adopted Goal: Build a Prosperous Society																
	Programme(PBB)	Sub-programme(PBB)	Broad Activities	Location	Timeframe (Quarter)				Cost			Programme Status		Implementing Institution/Department		
					1 s t	2 n d	3 r d	4 t h	GoG	IGF/ABFA	Others	Ne w	O n g o i n g	Lead	Collaborating	
1	MANAGEMENT AND ADMINISTRATION	Finance and revenue mobilization	Monitoring of revenue collection	All Markets						4,400					DA	Hon. Assembly members
2	MANAGEMENT AND ADMINISTRATION	Finance and revenue mobilization	Tax payer sensitization and education on the need to pay tax to the Assembly	Selected communities						4,000					DA	Hon. Assembly members

3	MANAGEMENT AND ADMINISTRATION	Finance and revenue mobilization	Update revenue data	-							5,000			DA	Hon. Assembly members
4	MANAGEMENT AND ADMINISTRATION	Finance and revenue mobilization	Organize two training sessions on revenue mobilization for all revenue staff	Yagaba							4,000			DA	RCC
5	ECONOMIC DEVELOPMENT	Trade tourism and industrial development	Procurement of 300 electricity pools to extend electricity to communities	Selected communities						200,000				DA	DP
6	ECONOMIC DEVELOPMENT	Agricultural development	Conduct home and farm visits by AEAs	All zones							72,000			DA	AEAs
7	ECONOMIC DEVELOPMENT	Agricultural development	Train AEAs on improved Agric technologies	Yagaba							5,750			DA	DP
8	ECONOMIC DEVELOPMENT	Agricultural Development	Carry out disease surveillance in the district	All zones							1,500			DA	AEAs
9	ECONOMIC DEVELOPMENT	Agricultural Development	Vaccinate livestock against identifiable diseases in the district	District wide							4200			DAD	DA
10	ECONOMIC DEVELOPMENT	Agricultural Development	Data collection of market information and yield	District wide							3450			DAD	DA
11	ECONOMIC DEVELOPMENT	Agricultural Development	Register farmers for planting for food and jobs	District wide							4,500			DAD	DA
12	ECONOMIC DEVELOPMENT	Agricultural Development	Organize 20 Agric demonstration for farmers 4 acres maize, 4 acres rice, 4 acres cow pea, 4 acres soya beans and 4 acres legume.	All zones							20,140			DAD	DA
13	ECONOMIC DEVELOPMENT	Agricultural Development	Organize 4 field days for farmers	4 Areas							18,750			DAD	DA
14	ECONOMIC DEVELOPMENT	Agricultural Development	Embark on FAW surveillance in each operational Area	All zones							3,000			DAD	DA

15	ECONOMIC DEVELOPMENT	Agricultural Development	Organize planning and review meetings & monthly Agric staff performance meeting	Yagaba							34,990		DAD	DA,DP
16	ECONOMIC DEVELOPMENT	Agricultural Development	Establishment of cashew nursery to raise 40,000 cashew seedlings	Yagaba							40,000		DAD	DA/
17	ECONOMIC DEVELOPMENT	Agricultural Development	Appointment of a district marketing desk officer and procurement of office logistics to set up a district marketing unit	Yagaba					30,000				DAD	DA/
18	ECONOMIC DEVELOPMENT	Agricultural Development	Established District Agric Advisory Services (DAAS) center and build capacity of staff on productivity enhancing technologies	Yagaba					25,000				DAD	DA/ DP
19	ECONOMIC DEVELOPMENT	Agricultural Development	Provide training for farmers through farm demonstrations on climate resilient, high yielding disease and pest resistant, short duration crop varieties	Selected communities					20,000				DAD	DA/ DP
20	ECONOMIC DEVELOPMENT	Agricultural Development	Train farmers on the use of meteorological information for decision making on farm activities	Yagaba					17,000				DAD	MOFA/DP
21	ECONOMIC DEVELOPMENT	Agricultural Development	Construction of 1-No. warehouse with drying facilities at Kubori	Kubori					450,000				DA	DP
22	ECONOMIC DEVELOPMENT	Agricultural Development	Train Extension Officers on	Yagaba					25,000				DAD	DA

			mainstreaming gender in agriculture.															
23	ECONOMIC DEVELOPMENT	Agricultural Development	Train small ruminant farmers on basic husbandry	Yagaba							10,000						DAD	DP
24	SOCIAL SERVICES DELIVERY	Agricultural Development	Rehabilitation of Dam/ Dug-out	Kubori								270,000					DA	GPSNP
25	ECONOMIC DEVELOPMENT	Agricultural Development	Train AEAs on symptoms and treatment of basic disease in livestock and poultry	Yagaba							20,000						DAD	DP
26	ECONOMIC DEVELOPMENT	Agricultural Development	Organize 3 in-service training on improved livestock production technology for field staff	Yagaba							15,000						DAD D	DP/
Sub-Total										767000	62,400	478280						
SOCIAL DEVELOPMENT																		
Adopted Goal: Create Opportunities for all																		
	Programmes and sub-programmes		Activities (Operations)	Location	Quarterly Time schedule				Indicative Budget				Implementing Agencies					
					1 s t	2 n d	3 r d	4 t h	GoG	IGF	Donor					Lead	Collaborating	
27	SOCIAL SERVICES DELIVERY	Education and youth development	Supply of 600 dual desk and 4 No. teachers table and chair to 4 No. basic schools	Selected schools						80,000							DA	GES
28	SOCIAL SERVICES DELIVERY	Education and youth development	Construction of Teachers Quarters at Licha	Licha						235,333							DA	GES
29	SOCIAL SERVICES DELIVERY	Health delivery	Rehabilitation and furnishing of Health center at Jadema	Jadema						124,000							DA	GHS
30	SOCIAL SERVICES DELIVERY	Education and youth development	Construction of 2 Bedroom Semi-Detach Teachers Quarters at Goriba	Goriba						2,480,000							DA	GES

31	SOCIAL SERVICES DELIVERY	Education and youth development	Construction and furnishing of 3-Unit Classroom Block for the girls model school at Yagaba	Yagaba						200,000								DA	GES
32	SOCIAL SERVICES DELIVERY	Health delivery	Provision for Mental Health Care	District Wide						50,000								DA	GHS
33	SOCIAL SERVICES DELIVERY	Education and youth development	Completion of Teachers Quarters at Tantala	Tantala						50,000								DA	GES
34	SOCIAL SERVICES DELIVERY	Health delivery	Rehabilitation and furnishing of Health center at Yikpabongo	Yikpabongo						124,000								DA	GES
35	SOCIAL SERVICES DELIVERY	Education and youth development	Rehabilitation of Yiziesi Teachers Quarters at Yiziesi	Yiziesi						36,000								DA	GES
36	SOCIAL SERVICES DELIVERY	Education and youth development	Rehabilitation of Assembly staff quarters at yagaba	yagaba						80,000								DA	
37	SOCIAL SERVICES DELIVERY	Education and youth development	Rehabilitation of 3-Unit Classroom block at loagri	loagri						102,000								DA	GES
38	SOCIAL SERVICES DELIVERY	Education and youth development	Completion of 3-unit classroom block at Kunkwa	Kunkwa						78,000								DA	GES
39	SOCIAL SERVICES DELIVERY	Education and youth development	Provision of Text Books to basic schools	District Wide						150,000								GES	DA/ DP
40	SOCIAL SERVICES DELIVERY	Education and youth development	Provide logistics (Fuel) to circuit supervisors for regular school inspection	-						24,000								DA	GES/ DP
41	SOCIAL SERVICES DELIVERY	Education and youth development	Organize education review meetings	Yagaba						7,000								GES	DA/ DP
42	SOCIAL SERVICES DELIVERY	Education and youth development	Organize community sensitizations on parenting, the need to send the girl child to school and the consequences of child marriage	Selected communities						27,000								GES	DA/ DP

43	SOCIAL SERVICES DELIVERY	Education and youth development	Organize inter-school sports activities	-						10,000						GES	NSA
44	SOCIAL SERVICES DELIVERY	Education and youth development	Train and build capacity of SMC/PTAs about SPIP, SPAM and SRC gender sensitive education	Selected schools						20,000						GES	DP
45	SOCIAL SERVICES DELIVERY	Education and youth development	Monitor educational delivery programmes in schools with specific reference to teachers and their output	Districtwide						10,000						DA	GES
46	SOCIAL SERVICES DELIVERY	Education and youth development	Organize district level cluster school performance appraisal meeting SPAMS/Durbars to discuss education results	Yagaba						8,000		7,000				GES	DA/ DP
47	SOCIAL SERVICES DELIVERY	Health delivery	Provide network and equip the district satellite office of the NHIA with ICT facilities	Yagaba						75,000						DA	NHIA
48	SOCIAL SERVICES DELIVERY	Health delivery	Provide logistical support to the Dist. Health Directorate for routine monitoring activities at the sub-district level	Yagaba						10,000		3,000				DA	DP
49	SOCIAL SERVICES DELIVERY	Health delivery	Train community health volunteers and health staff on IDSR and on updates on CBS register	Yagaba						5,000		10000				DHD	DP
50	SOCIAL SERVICES DELIVERY	Health delivery	Conduct survey on the usage of ITN	Selected communities								4,000				S4H	DHD/ RHD

51	SOCIAL SERVICES DELIVERY	Health delivery	Carry out immunization sessions	District wide						7,000		3,000		DHD	DP
52	SOCIAL SERVICES DELIVERY	Health delivery	Provision for the district epidemic management committee	Yagaba						10,000				DHD	DA
53	SOCIAL SERVICES DELIVERY	Health delivery	Visit to all health facilities to collect data on HIV/AIDS cases.	District wide						8,000				DA	District Health Directorate(DH D)
54	SOCIAL SERVICES DELIVERY	Health delivery	Supply of HIV Test kits to health facilities	Selected health facilities						5,000				DA	DHD, TSU-Ghana Aids Commission
55	SOCIAL SERVICES DELIVERY	Health delivery	Community sensitization on HIV and AIDS	District wide						9,000				DA	District Health Directorate
56	SOCIAL SERVICES DELIVERY	Health delivery	Organise Voluntary screening and testing on HIV/AIDs in 4 area councils	Area Council Centers						20,000				DA	DHD, TSU-Ghana Aids Commission
57	SOCIAL SERVICES DELIVERY	Health delivery	Organization of World AID Day celebration	Yagaba						9,000				DA	DHD, TSU-Ghana Aids Commission
58	SOCIAL SERVICES DELIVERY	Health delivery	Provision for antiretroviral drugs	-						15,000				DA	TSU-Ghana Aids Commission, DHD
59	SOCIAL SERVICES DELIVERY	Health delivery	GIFTS/IFA Forum or engagement with parents and teachers in 14 schools across the districts.	Yagaba								13944		DP	DHD
60	SOCIAL SERVICES DELIVERY	Health delivery	Monitoring of the supplementation of IFA in schools to ensure compliance with national protocols after the training district wide	Selected schools						2,000		4968		DHD	RHD
61	SOCIAL SERVICES DELIVERY	Health delivery	Support 14 health facilities with HB	Selected communities						1,500		18,620		DHD	RHD, DP

			testing Machine in the district										
62	SOCIAL SERVICES DELIVERY	Health delivery	Monitoring and on the job training on the usage of HB machine ensure compliance with protocols in all health facilities district wide	Yagaba					2,000		7,380		DHD DP
63	SOCIAL SERVICES DELIVERY	Health delivery	Organize quarterly radio discussion on the 1000 days concept (Maternal Nutrition, Ely initiation of breast feeding, exclusive breast feeding and complementary feeding)	Selected communities					800		1,856		DHD DP
64	SOCIAL SERVICES DELIVERY	Health delivery	Quarterly Monitoring of health facilities of Mamprugu Moagduri District on Nutrition activities	Selected communities					1,500		7,120		DHD DP, DA
65	SOCIAL SERVICES DELIVERY	Health delivery	Vitamin A Mop up campaign for children 12-59 months	Yagaba					150		15,480		USAID DHD
66	SOCIAL SERVICES DELIVERY	Health delivery	Train 50 Food vendors on food safety and hygiene protocols in Yagaba, Loagri and Kubori	Yagaba					3000		7,520		DHD DP
67	SOCIAL SERVICES DELIVERY	Health delivery	Form, Reactivate and train water and sanitation management teams in 20 Communities on pump maintenance and hygiene management to increase communities' access to safe water	All sub-districts					3000		13,536		USAID, Plan Ghana DHD

68	SOCIAL SERVICES DELIVERY (Health delivery)	Health delivery	Establish four (4) on-farm demonstrations on one acre plot each in four (4) zones of the district on the management and control of striga on maize fields by June 2022	Yagaba						3000		4,632		UNICEF, Plan Ghana	DHD
69	SOCIAL SERVICES DELIVERY	Health delivery	Training of 47 school health teachers on girl iron folic acid supplementation(GIF Ts). district wide	Districtwide						3000		18,460.00		DHD	DP
70	SOCIAL SERVICES DELIVERY	Health delivery	Carry out two field days each at four demo sites on the management and control of striga by September 2022	Districtwide						2500		2,140		DHD	DA
71	SOCIAL SERVICES DELIVERY	Health delivery	Promote the production and consumption of vegetables by supporting 20 women and youth in dry season vegetable production to boost their nutrition and income by December 2022	Beneficiary communities						4000		16,376		DHD	DP
72	SOCIAL SERVICES DELIVERY	Health delivery	Improve nutrition in women and children by conducting food demonstration on nutritious food stuffs using locally available nutrient-rich food stuff with 12 women groups across the four zones of the District by end of third quarter 2022	Districtwide						3000		10,944		DHD	DP

73	SOCIAL SERVICES DELIVERY	Health delivery	Sensitize 300 farmers along the rivers about early warning systems and support them with early maturing maize seed varieties to mitigate the effects of the perennial flooding on farmers by April 2022							35000		26,304		SW/C D	DA
74	SOCIAL SERVICES DELIVERY	Health delivery	Revamp of 15 Mother-to-Mother Support Groups (M2MSGs) in target communities									1,920		DA	DWSA
75	SOCIAL SERVICES DELIVERY	Health delivery	Reactivation of 25 Father-to-Father Support Groups (F2FSGs) in target communities (Yagaba, Yizesi, Kubori and Kunkwa)									1,920		GHS	DA
76	SOCIAL SERVICES DELIVERY	Health delivery	Facilitate the enrolment of LEAP and PWDs beneficiaries into NHIS and other complementary services									4,832		DA	GES
77	SOCIAL SERVICES DELIVERY	Health delivery	Formation and reactivation of Health, Sanitation and Nutrition clubs in all Junior High Schools							1500		10,240		GHS	DA

78	SOCIAL SERVICES DELIVERY	Health delivery	Procure 3 Motorbikes (Yamaha YBR 125G) and ensure them to facilitate effective monitoring of activities to provide quality data for reporting and data-driven decision making							4500		54,900		DNC C	DA
79	SOCIAL SERVICES DELIVERY	Health delivery	Procure office equipment to facilitate effective management, administration and reporting on activities undertaken							4200		33,386		GHS	GES
80	SOCIAL SERVICES DELIVERY	Health delivery	Form, Reactivate and train HIV/AIDs Clubs in 42 Junior High Schools and the Senior high School in the District on the spread and prevention of HIV/AIDs							1200		6,622		GHS	DAD
81	SOCIAL SERVICES DELIVERY	Health delivery	Conduct voluntary screening and counselling on HIV/AIDs at the 4 area council centers									16,900		GHS	DA
82	SOCIAL SERVICES DELIVERY	Health delivery	Organize quarterly planning and review meetings for DNCC on nutrition performance							3000		560		DA	GHS
83	SOCIAL SERVICES DELIVERY	Health delivery	Carry out awareness creation on flood mitigation and control in 24 target communities									7,392		NAD MO	DA

84	SOCIAL SERVICES DELIVERY	Health delivery	Support 4 communities prone to flooding with dry season vegetable cultivation								12,800		DAD	DA
85	SOCIAL SERVICES DELIVERY	Health delivery	Carry out maternal and adolescent reproductive health education at all levels including schools, health facilities and communities	All Area Councils					2,000		8,000		DHD	NORSAC
86	SOCIAL SERVICES DELIVERY	Water and Sanitation	Drilling and Mechanization of 20 Boreholes in some selected communities	District wide					600,000		400,000		DA	Min. of Water and Sanitation, CWSA, DP
87	SOCIAL SERVICES DELIVERY	Water and Sanitation	Rehabilitation of 30 broken down boreholes in some selected communities	Selected communities					50,000				DA	CWSA, DP
88	SOCIAL SERVICES DELIVERY	Health delivery	Revamp and train WASH committees	Selected communities					5,000		5,000		DA	CWSA, DP
89	SOCIAL SERVICES DELIVERY	Health delivery	Carry out monthly clean up exercise coupled with public education on sanitation	Selected communities					36,000				DA	DP
90	SOCIAL SERVICES DELIVERY	Health delivery	Organization of School health education	District Wide					10,000				DA	
91	SOCIAL SERVICES DELIVERY	Health delivery	Monitoring activities of the Environmental Health Unit	District wide					6000				DA	Traditional Authorities
92	SOCIAL SERVICES DELIVERY	Health delivery	Implement CLTS in 10 communities	10 Communities					48000				DA	Dev't partners
93	SOCIAL SERVICES DELIVERY	Health delivery	Update DESSAP	Yagaba					2,000				DA	Dev't partners
94	SOCIAL SERVICES DELIVERY	Health delivery	Collection of data and Screen food vendors /butchers /drinking bars,	Area Council Centers					5,000				DA	

95	SOCIAL SERVICES DELIVERY	Health delivery	Formation of Sanitation Market	Yagaba						30,000					DA	UNICEF
96	SOCIAL SERVICES DELIVERY	Health delivery	Carry out Residential and premises inspection	District wide						2,000					DA	
97	SOCIAL SERVICES DELIVERY	Health delivery	Enactment of District environmental bye-laws	-						20,000					DA	DP, RCC
98	SOCIAL SERVICES DELIVERY	Social welfare and community development	Establishment of Child Welfare Actors Platform and orientation of Actors on the CWFPP	-						4000	2,000				DA	DP
99	SOCIAL SERVICES DELIVERY	Social welfare and community development	Training needs assessment and training of child protection Actors on the CFWP and JCP	-						15,000		10,000			DA	ILGS,
100	SOCIAL SERVICES DELIVERY	Social welfare and community development	Reactivation and training of existing grass root structures for child protection for effective performance	Selected communities						18,000		10,000			DA	DP, ILGS
101	SOCIAL SERVICES DELIVERY	Social welfare and community development	Public campaign on harmful traditional practices and early child marriage	Selected communities						12,000		8,000			DA	DP
102	SOCIAL SERVICES DELIVERY	Social welfare and community development	Community engagement with toolkits on child marriage and child labour	Selected communities						5,000					SW/C D	DA
103	SOCIAL SERVICES DELIVERY	Social welfare and community development	Reactivation of VSLA women groups in the district	District wide						2000					DA	DCSW
104	SOCIAL SERVICES DELIVERY	Social welfare and community development	Train parents on behavioral parenting especially on child mis-conduct management to improve pre-school	-						5,000		5,000			DA	DP

			and school-age children's behavior												
105	SOCIAL SERVICES DELIVERY	Social welfare and community development	Provide treatment and care for abused and neglected children	-										DA	DP
106	SOCIAL SERVICES DELIVERY	Social welfare and community development	Collect data on the aged	-					15,000		10,000			DA	DP
107	SOCIAL SERVICES DELIVERY	Social welfare and community development	Facilitate the enrollment of all aged but needy on to the LEAP programme	-					5,000					DA	DP
108	SOCIAL SERVICES DELIVERY	Social welfare and community development	Train and provide equipment and logistics to the Gender Unit to provide effective services	Yagaba					20,000		15,000			DA	DP
109	MANAGEMENT AND ADMINISTRATION	Social welfare and community development	Training of DPCU members on Gender responsive planning and budgeting	Yagaba					20,000		8,000			DA	DP
110	SOCIAL SERVICES DELIVERY	Gender Equality	Carry out Gender awareness/sensitization campaign to change social norms to support gender equality	Selected communities					38,000					DA	DP
111	SOCIAL SERVICES DELIVERY	Gender Equality	Gender sensitization campaign on the need for women to have access to land	Selected communities					18,000					DA	DP
112	SOCIAL SERVICES DELIVERY	Social welfare and community development	Data collection on the vulnerable to improve upon targeting	District wide					20,000		15,000			DA	DP
113	SOCIAL SERVICES DELIVERY	Social welfare and community development	Provide financial support for PLWD to do business	-					30,000					DA	Hon. Assembly members

114	SOCIAL SERVICES DELIVERY	Education and youth development	Provide employable skills training for the Youth	-						20,000	-	-			YEA	DA
Sub-Total										5,210,183	2000	841,752				
ENVIRONMENT, INFRASTRUCTURE AND HUMAN SETTLEMENTS DEVELOPMENT																
Adopted Goal: Safeguard the natural environment and ensure a resilient built environment																
	Programmes and sub-programmes		Activities (Operations)	Location	Quarterly Time schedule				Indicative Budget					Implementing Agencies		
					1 s t	2 n d	3 r d	4 t h	GoG	IGF	Donor			Lead	Collaborating	
115	ENVIRONMENTAL MANAGEMENT	Natural resource conservation and management	Carryout public education and campaign on the impact of deforestation	Selected communities					6,000.00			6,000.00			DA	DP, Forestry commission
116	ENVIRONMENTAL MANAGEMENT	Natural resource conservation and management	Develop at least 2 tourist sites in the district to promote CREMA activities	District wide					450,000.00						DA	DP, Forestry commission
117	ENVIRONMENTAL MANAGEMENT	Natural resource conservation and management	Provide equipment and logistics to CREMA Executives to strengthen their operations	Selected CREMA Areas								25,000.00			DA	DP, Forestry commission
118	ENVIRONMENTAL MANAGEMENT	Natural resource conservation and management	Establishment of Cashew Nursery and Plantation	Loagri								500,000.00			DA	GPSNP
119	ENVIRONMENTAL MANAGEMENT	Natural resource conservation and management	Establishment of Cashew Nursery and Plantation	Yagaba								500,000.00			DA	GPSNP
120	ENVIRONMENTAL MANAGEMENT	Natural resource conservation and management	Establishment of Cashew Nursery and Plantation	Nangrum a								500,000.00			DA	GPSNP

121	ENVIRONMENTAL MANAGEMENT	Natural resource conservation and management	Establishment of Cashew Nursery and Plantation	Kubori							500,000.00			DA	GPSNP
122	ENVIRONMENTAL MANAGEMENT	Natural resource conservation and management	Establishment of Cashew Nursery and Plantation	Tantala							500,000.00			DA	GPSNP
123	ENVIRONMENTAL MANAGEMENT	Natural resource conservation and management	Establishment of Cashew Nursery and Plantation	Kubugu							500,000.00			DA	GPSNP
124	ENVIRONMENTAL MANAGEMENT	Natural resource conservation and management	Tree planting in communities	Selected communities							20,000.00			DP	DA, Forestry Commission, EPA
125	ENVIRONMENTAL MANAGEMENT	Natural resource conservation and management	Training of AEAs on climate resilient cultivars and animal breeds	-							15,000.00			DP	DAD
126	ENVIRONMENTAL MANAGEMENT	Natural resource conservation and management	Training of selected farmers on Climate resilient cropping and Animal husbandry	Selected communities							35,000.00			DP	DAD
127	ENVIRONMENTAL MANAGEMENT	Disaster prevention and management	Roll out public sensitization and education on disaster prevention and risk reduction	Selected Communities					10,000.00					DA	DP
128	ENVIRONMENTAL MANAGEMENT	Disaster prevention and management	Train and equip zonal coordinators and Community Disaster Volunteer Groups with the necessary equipment and logistics to strengthen early warning	Selected communities					20,000.00					DA	DP

			activities and risk reduction											
129	ENVIRONMENTAL MANAGEMENT	Disaster prevention and management	Train and provide logistics and equipment for NADMO staff	-				15,000.00		10,000.00			DA	DP
130	MANAGEMENT AND ADMINISTRATION	General Administration	Train district monitoring team members and Hon. Assembly members on effective monitoring of oil and gas activities	NA				10,000.00	3,000.00	3,000.00			DA	Min. of Ev't/Energy/EPA
131	MANAGEMENT AND ADMINISTRATION	General Administration	Meeting with chiefs/land lords on the importance of spatial planning	Yagaba				4,000.00					DA	Chiefs/Land lords and Hon. Assembly members
132	INFRASTRUCTURE DELIVERY AND MANAGEMENT	Physical and Spatial Planning)	Prepare spatial plans (structure/local plans) for selected towns to guide development and inform development permitting	Selected towns				300,000.00	10,000.00	100,000.00			DA	Regional Land Use and spatial Planning Authority, Survey and Mapping division of lands commission, Traditional Authorities
133	INFRASTRUCTURE DELIVERY AND MANAGEMENT	Infrastructure development	Reshaping/rehabilitation of selected roads including construction of culverts at designated Areas	Kusobi-Soo road, Licha-Soo road, Jadema-Katigri-Fumbisi road, Kpatorigu-Licha road, Wuyima-Soo				900,000.00		400,000.00			DA	DP, Feeder roads Dept. Ghana High Ways Authority

				road, Wuyima- Prima road,												
134	INFRASTRUCTURE DELIVERY AND MANAGEMENT	Infrastructure development	Construction of Hand 4-№ , 2-Uniy Washing facilities at 2-no Markets in the District	Loagri and Tantala						70,000.00					DA	
135	INFRASTRUCTURE DELIVERY AND MANAGEMENT	Infrastructure development	Extension of portable water from Kikayili to Kubugu and Kubori	Kikaayiri , Kubugu, and Kubori						100,000.00					DA	GOG
136	INFRASTRUCTURE DELIVERY AND MANAGEMENT	Infrastructure development	Collaborate with Mobile Telecom service providers to extend mobile network connectivity to Areas where mobile network service is not available	Licha, Mugu, Nangurm ah, Sakpaba, Soo, Tandow, Tantala, Tuvuu, Wuntubri, Wuyima, Yaa namao, Yizeisi						5,000.00					DA	MTN, TOGO, VODAFONE, Min. of Communication
137	INFRASTRUCTURE DELIVERY AND MANAGEMENT	Infrastructure development	Establish District Statistical, Central Database, Planning and Budgeting	Yagaba						12,000.00					DA	
138	INFRASTRUCTURE DELIVERY AND MANAGEMENT	Infrastructure development	Sensitization and public education on the relevance of statistical information for planning and decision-making for (Heads of departments, Units, Agencies and Area/Zonal council chairpersons)	District wide						5,000.00					DA	

139	INFRASTRUCTURE DELIVERY AND MANAGEMENT	Infrastructure development	Established a digital street naming and property addressing system	-						150,000.00					DA	MLGRD
140	ENVIRONMENTAL MANAGEMENT	Natural resource conservation and management	Rehabilitation of Degraded Land with Cashew Trees	district wide						300,000.00					DA	Agric
141	ENVIRONMENTAL MANAGEMENT	Natural resource conservation and management	Production of Cashew seedlings to interested farmers in the district	District wide						250,000.00					DA	Agric
142	ENVIRONMENTAL MANAGEMENT	Natural resource conservation and management	Collaborate with traditional authorities to stop the activities of Rose Wood logging	District wide						15,000.00					DA	NADMO
143	ENVIRONMENTAL MANAGEMENT	Natural resource conservation and management	Embark on public campaign and education on the effect of activities of chain-saw operators and charcoal producers on the environment	Selected communities						7,000.00		3,000.00			DA	DP
144	ENVIRONMENTAL MANAGEMENT	Natural resource conservation and management	Collaborate with the private sector and the Ministry of energy to provide affordable solar energy	-					-	-					DA	Min.of energy,
145	INFRASTRUCTURE DELIVERY AND MANAGEMENT	Physical and spatial planning	Prepare and implement local and structural plans for Yagaba Township	-						200,000.00					DA	TCPD, Survey division of lands commission
146	INFRASTRUCTURE DELIVERY AND MANAGEMENT	Infrastructure development	Prepare and implement Operation and Maintenance plan and budget for all District Assembly buildings, plants and equipment	-						3,500.00					DA	Decentralized Dept.

147	INFRASTRUCTURE DELIVERY AND MANAGEMENT	Infrastructure development	Train DWD staff on infrastructure maintenance	-						15,000.00					DA	RCC,
148	INFRASTRUCTURE DELIVERY AND MANAGEMENT	Physical and spatial planning	Procurement of logistics for the Physical planning department in the Assembly	-						50,000.00	10,000.00				DA	LGSS
149	INFRASTRUCTURE DELIVERY AND MANAGEMENT	Physical and spatial planning	Inaugurate the DSPC and provide the necessary logistics for the functioning of the DSPC and the Technical Committee	-							35,000.00				DA	TCPD
Sub-Total										2,812,500.00	143,000.00	3,617,000.00				
GOVERNANCE, CORRUPTION AND PUBLIC ACCOUNTABILITY																
Adopted Goal: Maintain a stable, united and safe society																
	Programmes and sub-programmes		Activities (Operations)	Location	Quarterly Time schedule				Indicative Budget			Implementing Agencies				
					1 s t	2 n d	3 r d	4 t h	GoG	IGF	Donor			Lead	Collaborating	
150	MANAGEMENT AND ADMINISTRATION	General administration	Rehabilitation and furnishing of Area Council offices	Kubori, Yizesi, Kunkwa and Yagaba					250,000						DA	DP
151	MANAGEMENT AND ADMINISTRATION	General administration	Registration of Birth & Death	District wide					6,600.00						DA	Birth and Dearth
152	MANAGEMENT AND ADMINISTRATION	General administration	Construction of 20-Market Stalls and 10-Lockerble Stores at Yagaba	Tantala					354,947.00						DA	DDF
153	MANAGEMENT AND ADMINISTRATION	General administration	Sensitization on the need to register births and deaths	District wide					4,000.00						DA	Birth and Dearth
154	MANAGEMENT AND ADMINISTRATION	General administration	Visit TBAs Health centre/clinics for data collection on births and deaths	District wide					2,400.00						DA	Birth and Dearth

155	MANAGEMENT AND ADMINISTRATION	General administration	Procurement of 1-№ Moto Bike, computer and accessories for the Birth and Dearth Unit	Yagaba											DA	Birth and Dearth
156	MANAGEMENT AND ADMINISTRATION	General administration	Furnishing of the district Assembly office complex	Yagaba											DA	DACF secretariate
157	MANAGEMENT AND ADMINISTRATION	General administration	Training of Area Council members, Unit Committees on their statutory functions	Yagaba							45,000.00				DA	ILGS/DP
158	MANAGEMENT AND ADMINISTRATION	General administration	Provision for the activities of Youth Employment.	Yagaba							10,000.00				DA	
159	MANAGEMENT AND ADMINISTRATION	General administration	Provision for the activities of Non-Formal Division.	Yagaba							10,000.00				DA	
160	MANAGEMENT AND ADMINISTRATION	Human resource management	Carry out training needs assessment and capacity building of District Assembly staff and Hon. Assembly members	-							45,000.00				DA	MLGRD, LGSS
195	MANAGEMENT AND ADMINISTRATION	General administration	Provision for the review of 2022-2025 DMTDP	-							20,000.00				DA	DP
161	MANAGEMENT AND ADMINISTRATION	General administration	Provision for the operationalization of the assembly sub-structures	-							30,000.00				DA	
162	MANAGEMENT AND ADMINISTRATION	Planning, budgeting and coordination	Prepare and review annually, a district popular participation Action Plan	-							6,000.00				DA	DP
163	MANAGEMENT AND ADMINISTRATION	General administration	Collaborate with development partners to establish district office of the NCCE	-							160,000.00	15,000.00			DA	DP, LGSS

164	MANAGEMENT AND ADMINISTRATION	General administration	Hold town hall meetings to disseminate information about the operations of the Assembly including revenue and expenditure related information to the General public	-						15,000.00	8,000.00				DA	Decentralized depts.
165	MANAGEMENT AND ADMINISTRATION	Planning, budgeting and coordination	Train DPCU members on policy analysis, dev't planning as well as project and programme monitoring and evaluation	-						20,000.00	15,000.00				DA	DP
166	MANAGEMENT AND ADMINISTRATION	Planning, budgeting and coordination	Provide equipment and logistics to the DPCU secretariate							20,000.00	12,000.00				DA	
167	MANAGEMENT AND ADMINISTRATION	Planning, budgeting and coordination	Provision for the routine monitoring and supervision of all projects and programmes in the district	District wide						150,000.00	100,000.00				DA	District Monitoring Team
168	MANAGEMENT AND ADMINISTRATION	General administration	Develop a district website to enhance information sharing and accountability to the general public	-						25,000.00					DA	DP
169	MANAGEMENT AND ADMINISTRATION	General administration	Organize sub-committee, general assembly meeting, and management meetings	Yagaba						65,000.00	25,000.00	-	√		DA	MLGDRD
170	MANAGEMENT AND ADMINISTRATION	General administration	Procure and supply office logistics and equipment (Tonners, Printers, A4 Sheets etc)	Yagaba						15,000.00		-	√		DA	MLGDRD

171	MANAGEMENT AND ADMINISTRATION	General administration	Procure 3-N0. Laptop computers and Printers for Staff	PPO, DSO &					15,859.00	-		√		DA	MLGDRD
172	MANAGEMENT AND ADMINISTRATION	General administration	Organize Independence Day Celebrations	Yagaba					30,000.00	-	20,000.00	√		DA	GES
173	MANAGEMENT AND ADMINISTRATION	General administration	Provide financial support for conflict and DISEC activities	Yagaba					40,000.00	10,000.00		√		DA	Security Agencies
174	MANAGEMENT AND ADMINISTRATION	General administration	Support to establish police post through self-help project	Kunkwa and Yizesi					20,000.00	-	100,000.00	√		DA	GPS
175	MANAGEMENT AND ADMINISTRATION	General administration	Support to the collaboration between the general public and security agencies	Yagaba					5,000.00	-	-	√		DA	Security Agencies
Sub-Total									1,592,806.00	260,000.00	120,000.00				
EMERGENCY PLANNING AND RESPONSE (INCLUDING COVID-19)															
176	MANAGEMENT AND ADMINISTRATION	General Administration	Sensitization of communities on the prevention and management of natural disasters	Selected communities					10,000.00	-	-	√	-	NAD MO	DA
177	MANAGEMENT AND ADMINISTRATION	General Administration	Provide emergency relief support and counseling to disaster victims	Affected communities					-	50,000.00	-	√	-	NAD MO	DA
178	MANAGEMENT AND ADMINISTRATION	Health Delivery	Sensitization and education of the general public on covid-19 protocols	Yagaba					-		30,000.00	√		GHS	DA
179	MANAGEMENT AND ADMINISTRATION	Health Delivery	Procure and distribute sanitary tools and logistics to combat covid-19	District-wide					50,000.00	-	-			DEHO	DA
180	MANAGEMENT AND ADMINISTRATION	Health Delivery	Strengthen capacities of health workers to manage and prevent the outbreak of diseases	Yagaba					15,000.00	-	-	√	-	GHS	DA
181	SOCIAL SERVICES DELIVERY	Health delivery	Provision for COVID-19 activities(meetings)	Yagaba					60,000					DA	District Covid Team

182	SOCIAL SERVICES DELIVERY	Health delivery	Procurement of PPEs for the fight of COVID-19	Yagaba						25,000					DA	District Covid Team	
183	SOCIAL SERVICES DELIVERY	Health delivery	Construction and furnishing of 4 isolation centers to house COVID-19 cases in the district	All Area Councils Centers						350,000					DA	District Covid Team	
184	SOCIAL SERVICES DELIVERY	Health delivery	Conduct sensitization and education on the fight of COVID-19 in the district	District wide						30,000					DA	District Covid Team	
185	MANAGEMENT AND ADMINISTRATION	Health Delivery	Conduct contact tracing and case identification training on COVID-19 for Health workers	District-wide						6,500.00	-	10,000.00	√		GHS	DA	
186	MANAGEMENT AND ADMINISTRATION	Health Delivery	Carry out covid-19 vaccination exercise	District-wide						4,000.00	-	5,000.00	√		GHS	DA	
187	MANAGEMENT AND ADMINISTRATION	Health Delivery	Hold public health emergency committee meetings	Yagaba						12,000.00	1,000.00	-	√		GHS	DA	
Sub-Total										562,500.00	51,000.00	45,000.00					
IMPLEMENTATION, CO-ORDINATION, MONITORING AND EVALUATION																	
188	MANAGEMENT AND ADMINISTRATION	Planning, Budgeting and Coordination	Prepare 2023 AAP and composite budget	Yagaba						30,000.00	10,000.00				DA	MLGDRD	
189	MANAGEMENT AND ADMINISTRATION	Planning, Budgeting and Coordination	Organize 4 Town Hall meetings	Yagaba						40,000.00		6,000.00			DA		
190	MANAGEMENT AND ADMINISTRATION	Planning, Budgeting and Coordination	Organize 4 Quarterly DPCU meetings	Yagaba						22,000.00					DA		
191	MANAGEMENT AND ADMINISTRATION	Planning, Budgeting and Coordination	Organize Mid-year review of the AAP meeting	Selected towns						2,000.00	1,000.00	5,000.00	√		DA	MLGDRD	
192	MANAGEMENT AND ADMINISTRATION	Planning, Budgeting and Coordination	Ensure Monitoring of all development projects/programmes	District-wide						20,000.00	12,000.00	8,000.00	√		DA	MLGDRD	
193	MANAGEMENT AND ADMINISTRATION	Planning, Budgeting and Coordination	Prepare and dissemination M&E reports	Yagaba						2,000.00	4,000.00	2,000.00	√	-	DA	MLGDRD	

194	MANAGEMENT AND ADMINISTRATION	Planning, Budgeting and Coordination	Collect, collation and process District data for planning and implementation	Yagaba					5,500.00	3,000.00		√		DA	MLGDRD
Sub-Total									121,500.00	30,000.00	21,000.00				
TOTAL									11,066,489.00	548,400.00	5,123,032.00				
GRANT TOTAL										16,737,921.00					

Fig. 5.3 Annual Action Plan for 2024

MAMPRUGU MOAGDURI DISTRICT ASSEMBLY																
DISTRICT ANNUAL ACTION PLAN FOR 2024																
ECONOMIC DEVELOPMENT																
Adopted Goal: Build a Prosperous Society																
	Programme (PBB)	Sub-programme (PBB)	Broad Activities	Location	Timeframe (Quarter)				Cost			Programme Status		Implementing Institution/Department		
					1st	2nd	3rd	4th	GoG	IGF/ABFA	Others	New	Ongoing	Lead	Collaborating	
1	MANAGEMENT AND ADMINISTRATION	Finance and revenue mobilization	Monitoring of revenue collection	All Markets						4,400					DA	Hon. Assembly members Hon
2	MANAGEMENT AND ADMINISTRATION	Finance and revenue mobilization	Tax payer sensitization and education on the need to pay tax to the Assembly	Selecte d communities						4,000					DA	Assembly members
3	MANAGEMENT AND ADMINISTRATION	Finance and revenue mobilization	Update revenue data	-						5,000					DA	Hon. Assembly members
4	MANAGEMENT AND ADMINISTRATION	Finance and revenue mobilization	Organize two training sessions on revenue	Yagaba						4,000					DA	RCC

			mobilization for all revenue staff														
5	ECONOMIC DEVELOPMENT	Trade tourism and industrial development	Procurement of 300 electricity pools to extend electricity to communities	Selecte d commu nities						200,000						DA	DP
6	ECONOMIC DEVELOPMENT	Agricultural development	Conduct home and farm visits by AEsAs	All zones							72,000					DA	AEAs
7	ECONOMIC DEVELOPMENT	Agricultural development	Train AEsAs on improved Agric technologies	Yagaba							5,750					DA	DP
8	ECONOMIC DEVELOPMENT	Agricultural Development	Carry out disease surveillance in the district	All zones							1,500					DA	AEAs
9	ECONOMIC DEVELOPMENT	Agricultural Development	Vaccinate livestock against identifiable diseases in the district	District wide							4200					DAD	DA
10	ECONOMIC DEVELOPMENT	Agricultural Development	Data collection of market information and yield	District wide							3450					DAD	DA
11	ECONOMIC DEVELOPMENT	Agricultural Development	Register farmers for planting for food and jobs	District wide							4,500					DAD	DA
12	ECONOMIC DEVELOPMENT	Agricultural Development	Organize 20 Agric demonstration for farmers 4 acres maize, 4 acres rice, 4 acres caw pea, 4 acres soya beans and 4 acres legume.	All zones							20,140					DAD	DA
13	ECONOMIC DEVELOPMENT	Agricultural Development	Organize 4 field days for farmers	4 Areas							18,750					DAD	DA
14	ECONOMIC DEVELOPMENT	Agricultural Development	Embark on FAW surveillance in each operational Area	All zones							3,000					DAD	DA
15	ECONOMIC DEVELOPMENT	Agricultural Development	Organize planning and review meetings & monthly Agric staff performance meeting	Yagaba							34,990					DAD	DA,DP

17	ECONOMIC DEVELOPMENT	Agricultural Development	Appointment of a district marketing desk officer and procurement of office logistics to set up a district marketing unit	Yagaba														DAD	DA/			
18	ECONOMIC DEVELOPMENT	Agricultural Development	Established District Agric Advisory Services (DAAS) center and build capacity of staff on productivity enhancing technologies	Yagaba														DAD	DA/ DP			
19	ECONOMIC DEVELOPMENT	Agricultural Development	Provide training for farmers through farm demonstrations on climate resilient, high yielding disease and pest resistant, short duration crop varieties	Selecte d commu nities														DAD	DA/ DP			
20	ECONOMIC DEVELOPMENT	Agricultural Development	Train farmers on the use of meteorological information for decision making on farm activities	Yagaba														ma rke ts	DAD	MOFA/DP		
21	ECONOMIC DEVELOPMENT	Agricultural Development	Construction of 1-No. warehouse with drying facilities at Kunkwa	Kunkw a															DA	DP		
22	ECONOMIC DEVELOPMENT	Agricultural Development	Train Extension Officers on mainstreaming gender in agriculture.	Yagaba															DAD	DA		
23	ECONOMIC DEVELOPMENT	Agricultural Development	Train small ruminant farmers on basic husbandry	Yagaba															DAD	DP		
24	SOCIAL SERVICES DELIVERY	Agricultural Development	Rehabilitation of Dam/ Dug-out	Kubori															270,000		DA	GPSNP

25	ECONOMIC DEVELOPMENT	Agricultural Development	Organize 3 in-service training on improved livestock production technology for field staff	Yagaba							15,000					DADD	DP/	
Sub-Total											767000	42,400	478280					
SOCIAL DEVELOPMENT																		
Adopted Goal: Create Opportunities for all																		
	Programmes and sub-programmes		Activities (Operations)	Location	Quarterly Time schedule				Indicative Budget			Implementing Agencies						
					1 s t	2 n d	3 r d	4 t h	GoG	IGF	Donor	Lead	Collaborating					
26	SOCIAL SERVICES DELIVERY	Education and youth development	Supply of 600 dual desk and 4 No. teachers table and chair to 4 No. basic schools	Selecte d schools					80,000							DA	GES	
27	SOCIAL SERVICES DELIVERY	Education and youth development	Construction of Teachers Quarters at Licha	Licha					235,333							DA	GES	
28	SOCIAL SERVICES DELIVERY	Health delivery	Rehabilitation and furnishing of Health center at Jadema	Kunkw a					124,000							DA	GHS	
29	SOCIAL SERVICES DELIVERY	Education and youth development	Construction of 2 Bedroom Semi-Detach Teachers Quarters at Goriba	Goriba					2,480,000							DA	GES	
30	SOCIAL SERVICES DELIVERY	Education and youth development	Construction and furnishing of 3-Unit Classroom Blook for the girl's model school at Yagaba	Yagaba					200,000							DA	GES	
31	SOCIAL SERVICES DELIVERY	Health delivery	Provision for Mental Health Care	District Wide					70,000							DA	GHS	
32	SOCIAL SERVICES DELIVERY	Education and youth development	Completion of Teachers Quarters at Tantala	Tantala					50,000							DA	GES	
33	SOCIAL SERVICES DELIVERY	Health delivery	Rehabilitation and furnishing of CHPS	Yag-Namoo					124,000							DA	GES	

34	SOCIAL SERVICES DELIVERY	Education and youth development	Rehabilitation of Teachers Quarters at Yiziesi	Yiziesi						36,000						DA	GES
35	SOCIAL SERVICES DELIVERY	Education and youth development	Rehabilitation of Assembly staff quarters at yagaba	Zanwar a						80,000						DA	
36	SOCIAL SERVICES DELIVERY	Education and youth development	Rehabilitation of 3-Unit Classroom block at loagri	loagri						102,000						DA	GES
37	SOCIAL SERVICES DELIVERY	Education and youth development	Completion of 3-unit classroom block at Kunkwa	Kunkwa						78,000						DA	GES
38	SOCIAL SERVICES DELIVERY	Education and youth development	Provision of Text Books to basic schools	District Wide						150,000						GES	DA/ DP
39	SOCIAL SERVICES DELIVERY	Education and youth development	Provide logistics (Fuel) to circuit supervisors for regular school inspection	-						24,000						DA	GES/ DP
40	SOCIAL SERVICES DELIVERY	Education and youth development	Organize education review meetings	Yagaba						7,000						GES	DA/ DP
41	SOCIAL SERVICES DELIVERY	Education and youth development	Organize community sensitizations on parenting, the need to send the girl child to school and the consequences of child marriage	Selecte d commu nities						27,000						GES	DA/ DP
42	SOCIAL SERVICES DELIVERY	Education and youth development	Organize inter-school sports activities	-						10,000						GES	NSA
43	SOCIAL SERVICES DELIVERY	Education and youth development	Train and build capacity of SMC/PTAs about SPIP, SPAM and SRC gender sensitive education	Selecte d schools						20,000						GES	DP
44	SOCIAL SERVICES DELIVERY	Education and youth development	Monitor educational delivery programmes in schools with specific reference to	District wide						10,000						DA	GES

			teachers and their output														
45	SOCIAL SERVICES DELIVERY	Education and youth development	Organize district level cluster school performance appraisal meeting SPAMS/Durbars to discuss education results	Yagaba						8,000					7,000	GES	DA/ DP
46	SOCIAL SERVICES DELIVERY	Health delivery	Provide network and equip the district satellite office of the NHIA with ICT facilities	Yagaba						75,000						DA	NHIA
47	SOCIAL SERVICES DELIVERY	Health delivery	Provide logistical support to the Dist. Health Directorate for routine monitoring activities at the sub-district level	Yagaba						10,000					3,000	DA	DP
48	SOCIAL SERVICES DELIVERY	Health delivery	Train community health volunteers and health staff on IDSR and on updates on CBS register	Yagaba						5,000					10000	DHD	DP
49	SOCIAL SERVICES DELIVERY	Health delivery	Conduct survey on the usage of ITN	Selecte d commu nities											4,000	S4H	DHD/ RHD
50	SOCIAL SERVICES DELIVERY	Health delivery	Carry out immunization sessions	District wide						7,000					3,000	DHD	DP
51	SOCIAL SERVICES DELIVERY	Health delivery	Provision for the district epidemic management committee	Yagaba						10,000						DHD	DA
52	SOCIAL SERVICES DELIVERY	Health delivery	Visit to all health facilities to collect data on HIV/AIDS cases.	District wide						8,000						DA	District Health Directorate (DHD)
53	SOCIAL SERVICES DELIVERY	Health delivery	Supply of HIV Test kits to health facilities	Selecte d health						5,000						DA	DHD, TSU-Ghana Aids Commission

				facilities														
54	SOCIAL SERVICES DELIVERY	Health delivery	Community sensitization on HIV and AIDS	District wide					9,000					DA		District Health Directorate		
55	SOCIAL SERVICES DELIVERY	Health delivery	Organize Voluntary screening and testing on HIV/AIDs in 4 area councils	Area Council Centers					20,000					DA		DHD, TSU-Ghana Aids Commission		
56	SOCIAL SERVICES DELIVERY	Health delivery	Organization of World AID Day celebration	Yagaba					9,000					DA		DHD, TSU-Ghana Aids Commission		
57	SOCIAL SERVICES DELIVERY	Health delivery	Provision for antiretroviral drugs	-					15,000					DA		TSU-Ghana Aids Commission, DHD		
58	SOCIAL SERVICES DELIVERY	Health delivery	GIFTS/IFA Forum or engagement with parents and teachers in 14 schools across the districts.	Yagaba						13944				DP		DHD		
59	SOCIAL SERVICES DELIVERY	Health delivery	Monitoring of the supplementation of IFA in schools to ensure compliance with national protocols after the training district wide	Selecte d schools					2,000		4968			DHD		RHD		
60	SOCIAL SERVICES DELIVERY	Health delivery	Support 14 health facilities with HB testing Machine in the district	Selecte d commu nities					1,500		18,620			DHD		RHD, DP		
61	SOCIAL SERVICES DELIVERY	Health delivery	Monitoring and on the job training on the usage of HB machine ensure compliance with protocols in all health facilities district wide	Yagaba					2,000		7,380			DHD		DP		
62	SOCIAL SERVICES DELIVERY	Health delivery	Organize quarterly radio discussion on the 1000 days concept (Maternal Nutrition, Ely	Selecte d commu nities					800		1,856			DHD		DP		

			initiation of breast feeding, exclusive breast feeding and complementary feeding)											
63	SOCIAL SERVICES DELIVERY	Health delivery	Quarterly Monitoring of health facilities of Mamprugu Moagduri District on Nutrition activities	Selecte d commu nities					1,500		7,120		DHD	DP, DA
64	SOCIAL SERVICES DELIVERY	Health delivery	Vitamin A Mop up campaign for children 12-59 months	Yagaba					150		15,480		USAID	DHD
65	SOCIAL SERVICES DELIVERY	Health delivery	Train 50 Food venders on food safety and hygiene protocols in Yagaba, Loagri and Kubori	Yagaba					3000		7,520		DHD	DP
66	SOCIAL SERVICES DELIVERY	Health delivery	Form, Reactivate and train water and sanitation management teams in 20 Communities on pump maintenance and hygiene management to increase communities' access to safe water	All sub-districts					3000		13,536		USAID, Plan Ghana	DHD
67	SOCIAL SERVICES DELIVERY (Health delivery)	Health delivery	Establish four (4) on-farm demonstrations on one acre plot each in four (4) zones of the district on the management and control of striga on maize fields by June 2022	Yagaba					3000		4,632		UNICEF , Plan Ghana	DHD
68	SOCIAL SERVICES DELIVERY	Health delivery	Training of 47 school health teachers on girl iron folic acid supplementation (GIFTs). district wide	District wide					3000		18,460.00		DHD	DP

69	SOCIAL SERVICES DELIVERY	Health delivery	Carry out two field days each at four demo sites on the management and control of striga by September 2022	District wide						2500		2,140		DHD	DA
70	SOCIAL SERVICES DELIVERY	Health delivery	Promote the production and consumption of vegetables by supporting 20 women and youth in dry season vegetable production to boost their nutrition and income by December 2022	Beneficiary communities						4000		16,376		DHD	DP
71	SOCIAL SERVICES DELIVERY	Health delivery	Improve nutrition in women and children by conducting food demonstration on nutritious food stuffs using locally available nutrient-rich food stuff with 12 women groups across the four zones of the District by end of third quarter 2022	District wide						3000		10,944		DHD	DP
72	SOCIAL SERVICES DELIVERY	Health delivery	Sensitize 300 farmers along the rivers about early warning systems and support them with early maturing maize seed varieties to mitigate the effects of the perennial flooding on farmers by April 2022							35000		26,304		SW/CD	DA
73	SOCIAL SERVICES DELIVERY	Health delivery	Revamp of 15 Mother-to-Mother Support Groups									1,920		DA	DWSA

			(M2MSGs) in target communities												
74	SOCIAL SERVICES DELIVERY	Health delivery	Reactivation of 25 Father-to-Father Support Groups (F2FSGs) in target communities (Yagaba, Yizesi, Kubori and Kunkwa)								1,920			GHS	DA
75	SOCIAL SERVICES DELIVERY	Health delivery	Facilitate the enrolment of LEAP and PWDs beneficiaries into NHIS and other complementary services								4,832			DA	GES
76	SOCIAL SERVICES DELIVERY	Health delivery	Formation and reactivation of Health, Sanitation and Nutrition clubs in all Junior High Schools					1500			10,240			GHS	DA
77	SOCIAL SERVICES DELIVERY	Health delivery	Procure 3 Motorbikes (Yamaha YBR 125G) and ensure them to facilitate effective monitoring of activities to provide quality data for reporting and data-driven decision making					4500			54,900			DNCC	DA
78	SOCIAL SERVICES DELIVERY	Health delivery	Procure office equipment to facilitate effective management, administration and reporting on activities undertaken					4200			33,386			GHS	GES
79	SOCIAL SERVICES DELIVERY	Health delivery	Form, Reactivate and train HIV/AIDS Clubs in 42 Junior High Schools and the Senior high School in					1200			6,622			GHS	DAD

			the District on the spread and prevention of HIV/ AIDs											
80	SOCIAL SERVICES DELIVERY	Health delivery	Conduct voluntary screening and counseling on HIV/AIDs at the 4 area council centers							16,900			GHS	DA
82	SOCIAL SERVICES DELIVERY	Health delivery	Organize quarterly planning and review meetings for DNCC on nutrition performance				3000			560			DA	GHS
83	SOCIAL SERVICES DELIVERY	Health delivery	Carry out awareness creation on flood mitigation and control in 24 target communities							7,392			NADMO	DA
84	SOCIAL SERVICES DELIVERY	Health delivery	Support 4 communities prone to flooding with dry season vegetable cultivation							12,800			DAD	DA
85	SOCIAL SERVICES DELIVERY	Health delivery	Carry out maternal and adolescent reproductive health education at all levels including schools, health facilities and communities	All Area Councils			2,000			8,000			DHD	NORSAC
86	SOCIAL SERVICES DELIVERY	Water and Sanitation	Drilling and Mechanization of 20 Boreholes in some selected communities	District wide			600,000			400,000			DA	Min. of Water and Sanitation, CWSA, DP
87	SOCIAL SERVICES DELIVERY	Water and Sanitation	Rehabilitation of 30 broken down boreholes in some selected communities	Selecte d commu nities			50,000						DA	CWSA, DP
88	SOCIAL SERVICES DELIVERY	Health delivery	Revamp and train WASH committees	Selecte d commu nities			5,000			5,000			DA	CWSA, DP

89	SOCIAL SERVICES DELIVERY	Health delivery	Carry out monthly clean up exercise coupled with public education on sanitation	Selecte d commu nities						36,000					DA	DP
90	SOCIAL SERVICES DELIVERY	Health delivery	Organization of School health education	District Wide						10,000					DA	
91	SOCIAL SERVICES DELIVERY	Health delivery	Monitoring activities of the Environmental Health Unit	District wide						6000					DA	Traditional Authorities
92	SOCIAL SERVICES DELIVERY	Health delivery	Implement CLTS in 10 communities	10 Commu nities						48000					DA	Dev't partners
93	SOCIAL SERVICES DELIVERY	Health delivery	Update DESSAP	Yagaba						2,000					DA	Dev't partners
94	SOCIAL SERVICES DELIVERY	Health delivery	Collection of data and Screen food vendors /butchers /drinking bars,	Area Council Centers						5,000					DA	
95	SOCIAL SERVICES DELIVERY	Health delivery	Formation of Sanitation Market	Yagaba						30,000					DA	UNICEF
96	SOCIAL SERVICES DELIVERY	Health delivery	Carry out Residential and premises inspection	District wide						2,000					DA	
97	SOCIAL SERVICES DELIVERY	Health delivery	Enactment of District environmental bye-laws	-						20,000					DA	DP, RCC
98	SOCIAL SERVICES DELIVERY	Social welfare and community development	Establishment of Child Welfare Actors Platform and orientation of Actors on the CFWP	-						4000	2,000				DA	DP
99	SOCIAL SERVICES DELIVERY	Social welfare and community development	Training needs assessment and training of child protection Actors on the CFWP and JCP	-						15,000		10,000			DA	ILGS,
100	SOCIAL SERVICES DELIVERY	Social welfare and community development	Reactivation and training of existing grass root structures for child protection for effective performance	Selecte d commu nities						18,000		10,000			DA	DP, ILGS

101	SOCIAL SERVICES DELIVERY	Social welfare and community development	Public campaign on harmful traditional practices and early child marriage	Selecte d commu nities						12,000					8,000			DA	DP
102	SOCIAL SERVICES DELIVERY	Social welfare and community development	Community engagement with toolkits on child marriage and child labour	Selecte d commu nities						5,000								SW/CD	DA
103	SOCIAL SERVICES DELIVERY	Social welfare and community development	Reactivation of VSLA women groups in the district	District wide						2000								DA	DCSW
104	SOCIAL SERVICES DELIVERY	Social welfare and community development	Train parents on behavioral parenting especially on child mis-conduct management to improve pre-school and school-age children's behavior	-						5,000					5,000			DA	DP
105	SOCIAL SERVICES DELIVERY	Social welfare and community development	Provide treatment and care for abused and neglected children	-														DA	DP
106	SOCIAL SERVICES DELIVERY	Social welfare and community development	Collect data on the aged	-						15,000					10,000			DA	DP
107	SOCIAL SERVICES DELIVERY	Social welfare and community development	Facilitate the enrollment of all aged but needy on to the LEAP programme	-						5,000								DA	DP
108	SOCIAL SERVICES DELIVERY	Social welfare and community development	Train and provide equipment and logistics to the Gender Unit to provide effective services	Yagaba						20,000					15,000			DA	DP
109	MANAGEMENT AND ADMINISTRATION	Social welfare and community development	Training of DPCU members on Gender responsive planning and budgeting	Yagaba						20,000					8,000			DA	DP

110	SOCIAL SERVICES DELIVERY	Gender Equality	Carry out Gender awareness/sensitization campaign to change social norms to support gender equality	Selecte d commu nities						38,000					DA	DP
111	SOCIAL SERVICES DELIVERY	Gender Equality	Gender sensitization campaign on the need for women to have access to land	Selecte d commu nities						18,000					DA	DP
112	SOCIAL SERVICES DELIVERY	Social welfare and community development	Data collection on the vulnerable to improve upon targeting	District wide						20,000		15,000			DA	DP
113	SOCIAL SERVICES DELIVERY	Social welfare and community development	Provide financial support for PLWD to do business	-						30,000					DA	Hon. Assembly members
114	SOCIAL SERVICES DELIVERY	Education and youth development	Provide employable skills training for the Youth	-						20,000	-	-			YEA	DA
Sub-Total										5,230,183	2000	841,752				
ENVIRONMENT, INFRASTRUCTURE AND HUMAN SETTLEMENTS DEVELOPMENT																
Adopted Goal: Safeguard the natural environment and ensure a resilient built environment																
	Programmes and sub-programmes		Activities (Operations)	Locatio n	Quarterly Time schedule				Indicative Budget			Implementing Agencies				
					1 s t	2 n d	3 r d	4 t h	GoG	IGF	Donor		Lead	Collaborating		
115	ENVIRONMENTAL MANAGEMENT	Natural resource conservation and management	Carryout public education and campaign on the impact of deforestation	Selecte d commu nities						6,000.00		6,000.00			DA	DP, Forestry commission
116	ENVIRONMENTAL MANAGEMENT	Natural resource conservation and management	Develop the tourist sites at the district to promote IGF	Yikpab ongo						150,000.00					DA	DP, Forestry commission

117	ENVIRONMENTAL MANAGEMENT	Natural resource conservation and management	Provide equipment and logistics to PUMA Executives to strengthen their operations	PUMA in Zukpeini							25,000.00			DA	DP, Forestry commission
118	ENVIRONMENTAL MANAGEMENT	Natural resource conservation and management	Production of Cashew Seedlings	Loagri							150,000.00			DA	GPSNP
119	ENVIRONMENTAL MANAGEMENT	Natural resource conservation and management	Establishment of Cashew Nursery and Plantation	Bugyinga							500,000.00			DA	GPSNP
120	ENVIRONMENTAL MANAGEMENT	Natural resource conservation and management	Establishment of Cashew Nursery and Plantation	Tantala							500,000.00			DA	GPSNP
121	ENVIRONMENTAL MANAGEMENT	Natural resource conservation and management	Maintenance of Cashew Plantation	Kubugu							500,000.00			DA	GPSNP
122	ENVIRONMENTAL MANAGEMENT	Natural resource conservation and management	Tree planting in communities	Selectd communities							20,000.00			DP	DA, Forestry Commission, EPA
123	ENVIRONMENTAL MANAGEMENT	Natural resource conservation and management	Training of AEAs on climate resilient cultivars and animal breeds	-							15,000.00			DP	DAD
124	ENVIRONMENTAL MANAGEMENT	Natural resource conservation and management	Training of selected farmers on Climate resilient cropping and Animal husbandry	Selectd communities							35,000.00			DP	DAD
125	ENVIRONMENTAL MANAGEMENT	Disaster prevention	Roll out public sensitization and education on disaster	Selectd					12,000.00					DA	DP

		and management	prevention and risk reduction	Communities											
126	ENVIRONMENTAL MANAGEMENT	Disaster prevention and management	Train and equip zonal coordinators and Community Disaster Volunteer Groups with the necessary equipment and logistics to strengthen early warning activities and risk reduction	Selecte d communities					28,000.00					DA	DP
127	ENVIRONMENTAL MANAGEMENT	Disaster prevention and management	Train and provide logistics and equipment for NADMO staff	-					15,000.00		10,000.00			DA	DP
128	MANAGEMENT AND ADMINISTRATION	General Administration	Train district monitoring team members and Hon. Assembly members on effective monitoring of oil and gas activities	NA					10,000.00	3,000.00	3,000.00			DA	Min. of Ev't/Energy/ EPA
129	MANAGEMENT AND ADMINISTRATION	General Administration	Educate chiefs/land lords on the importance of spatial planning	Yagaba					4,000.00					DA	Chiefs/Land lords and Hon. Assembly members
130	INFRASTRUCTURE DELIVERY AND MANAGEMENT	Physical and Spatial Planning)	Review spatial plans (structure/local plans) for selected towns to guide development and inform development permitting	Selecte d towns					200,000.00	10,000.00	100,000.00			DA	Regional Land Use and spatial Planning Authority, Survey and Mapping division of lands commission, Traditional Authorities

131	INFRASTRUCTURE DELIVERY AND MANAGEMENT	Infrastructure development	Reshaping/rehabilitation of selected roads including construction of culverts at designated Areas	Kusobi-Soo road, Licha-Soo road, Jadema - Katigri-Fumbisi road, Kpatorigu-Licha road, Wuyima-Soo road, Wuyima-Prima road,					900,000.00		400,000.00		DA	DP, Feeder roads Dept. Ghana Highways Authority
132	INFRASTRUCTURE DELIVERY AND MANAGEMENT	Infrastructure development	Construction of 4-No, 2-Uniy Hand Washing facilities at 2-no Markets in the District	Kubori and Yizesi					70,000.00				DA	
133	INFRASTRUCTURE DELIVERY AND MANAGEMENT	Infrastructure development	Collaborate with Mobile Telecom service providers to extend mobile network connectivity to Areas where mobile network service is not available	Licha, Mugu, Nangur mah, Sakpaba, Soo, Tandow, Tantala, Tuvuu, Wuntubri, Wuyima, Yaa namao, Yizeisi					5,000.00				DA	MTN, TOGO, VODAFONE, Min. of Communication

134	INFRASTRUCTURE DELIVERY AND MANAGEMENT	Infrastructure development	Equip District Statistical, Central Database, Planning and Budgeting	Yagaba						15,000.00					DA	
135	INFRASTRUCTURE DELIVERY AND MANAGEMENT	Infrastructure development	Sensitization and public education on the relevance of statistical information for planning and decision-making	District wide						5,000.00					DA	
136	INFRASTRUCTURE DELIVERY AND MANAGEMENT	Infrastructure development	Continue the digital street naming and property addressing system	District wide						150,000.00					DA	MLGRD
137	ENVIRONMENTAL MANAGEMENT	Natural resource conservation and management	Rehabilitation of Degraded Land with Cashew Trees	district wide						300,000.00					DA	Agric
138	ENVIRONMENTAL MANAGEMENT	Natural resource conservation and management	Production of Cashew seedlings to interested farmers in the district	District wide						250,000.00					DA	Agric
139	ENVIRONMENTAL MANAGEMENT	Natural resource conservation and management	Collaborate with traditional authorities to stop the activities of Rose Wood logging	District wide							15,000.00				DA	NADMO
140	ENVIRONMENTAL MANAGEMENT	Natural resource conservation and management	Embark on public campaign and education on the effect of activities of chain-saw operators and charcoal producers on the environment	Selecte d commu nities						7,000.00		3,000.00			DA	DP
141	ENVIRONMENTAL MANAGEMENT	Natural resource conservation and management	Collaborate with the private sector and the Ministry of energy to provide affordable solar energy	-						-	-	-			DA	Min.of energy,

142	INFRASTRUCTURE DELIVERY AND MANAGEMENT	Physical and spatial planning	Prepare and implement local and structural plans for some selected Township	Loagri and Kubori,						200,000.00					DA	TCPD, Survey division of lands commission
143	INFRASTRUCTURE DELIVERY AND MANAGEMENT	Infrastructure development	Prepare and implement Operation and Maintenance plan and budget for the District	-						3,500.00					DA	Decentralized Dept.
144	INFRASTRUCTURE DELIVERY AND MANAGEMENT	Infrastructure development	Train DWD staff on infrastructure maintenance	-						15,000.00					DA	RCC,
145	INFRASTRUCTURE DELIVERY AND MANAGEMENT	Physical and spatial planning	Procurement of logistics for the Physical planning department in the Assembly	-						50,000.00	10,000.00				DA	LGSS
146	INFRASTRUCTURE DELIVERY AND MANAGEMENT	Physical and spatial planning	Inaugurate the DSPC and provide the necessary logistics for the functioning of the DSPC and the Technical Committee	-							35,000.00				DA	TCPD
Sub-Total										2,325,500.00	143,000.00	2,267,000.00				
GOVERNANCE, CORRUPTION AND PUBLIC ACCOUNTABILITY																
Adopted Goal: Maintain a stable, united and safe society																
	Programmes and sub-programmes		Activities (Operations)	Location	Quarterly Time schedule				Indicative Budget					Implementing Agencies		
					1	2	3	4	GoG	IGF	Donor			Lead	Collaborating	
					st	nd	rd	th								
147	MANAGEMENT AND ADMINISTRATION	General administration	Rehabilitation and furnishing of Area Council offices	Kubori, Yizesi, Kunkwa and Yagaba						250,000					DA	DP
148	MANAGEMENT AND ADMINISTRATION	General administration	Registration of Birth & Death	District wide						6,600.00					DA	Birth and Dearth

149	MANAGEMENT AND ADMINISTRATION	General administration	Construction of 20-Market Stalls and 10-Lockerble Stores at Yagaba	Yizesi											DA	DDF
150	MANAGEMENT AND ADMINISTRATION	General administration	Sensitization on the need to register births and deaths	District wide											DA	Birth and Dearth
151	MANAGEMENT AND ADMINISTRATION	General administration	Visit TBAs Health center/clinics for data collection on births and deaths	District wide											DA	Birth and Dearth
152	MANAGEMENT AND ADMINISTRATION	General administration	Procurement of 1-No Moto Bike, computer and accessories for the Birth and Dearth Unit	Yagaba											DA	Birth and Dearth
153	MANAGEMENT AND ADMINISTRATION	General administration	Furnishing of the district Assembly office complex	Yagaba											DA	DACF secretariate
154	MANAGEMENT AND ADMINISTRATION	General administration	Training of Area Council members, Unit Committees on their statutory functions	Yagaba											DA	ILGS/DP
155	MANAGEMENT AND ADMINISTRATION	General administration	Provision for the activities of Youth Employment.	Yagaba											DA	
156	MANAGEMENT AND ADMINISTRATION	General administration	Provision for the activities of Non-Formal Division.	Yagaba											DA	
157	MANAGEMENT AND ADMINISTRATION	Human resource management	Carry out training needs assessment and capacity building of District Assembly staff and Hon. Assembly members	-											DA	MLGRD, LGSS
158	MANAGEMENT AND ADMINISTRATION	General administration	Provision for the review of 2022-2025 DMTDP	-											DA	DP
159	MANAGEMENT AND ADMINISTRATION	Planning, budgeting and coordination	Review annually, a district popular participation Action Plan	-											DA	DP

160	MANAGEMENT AND ADMINISTRATION	General administration	Collaborate with development partners to establish district office of the NCCE	-						160,000.00	15,000.00				DA	DP, LGSS
161	MANAGEMENT AND ADMINISTRATION	General administration	Hold town hall meetings to disseminate information about the operations of the Assembly including revenue and expenditure related information to the General public	-						15,000.00	8,000.00				DA	Decentralized depts.
162	MANAGEMENT AND ADMINISTRATION	Planning, budgeting and coordination	Train DPCU members on policy analysis, dev't planning as well as project and programme monitoring and evaluation	-						20,000.00	15,000.00				DA	DP
163	MANAGEMENT AND ADMINISTRATION	Planning, budgeting and coordination	Provide equipment and logistics to the DPCU secretariate							20,000.00	12,000.00				DA	
164	MANAGEMENT AND ADMINISTRATION	Planning, budgeting and coordination	Provision for the routine monitoring and supervision of all projects and programmes in the district	District wide						150,000.00	100,000.00				DA	District Monitoring Team
165	MANAGEMENT AND ADMINISTRATION	General administration	Develop a district website to enhance information sharing and accountability to the general public	-						25,000.00					DA	DP
166	MANAGEMENT AND ADMINISTRATION	General administration	Organize sub-committee, general assembly meeting, and management meetings	Yagaba						65,000.00	25,000.00	-	√		DA	MLGDRD
167	MANAGEMENT AND ADMINISTRATION	General administration	Procure and supply office logistics and equipment (Tonners,	Yagaba						15,000.00		-	√		DA	MLGDRD

			Printers, A4 Sheets etc)												
168	MANAGEMENT AND ADMINISTRATION	General administration	Procure 3-N0. Laptop computers and Printers for Staff	PPO, DSO &					15,859.00	-		√		DA	MLGDRD
169	MANAGEMENT AND ADMINISTRATION	General administration	Organize Independence Day Celebrations	Yagaba					30,000.00	-	20,000.00	√		DA	GES
170	MANAGEMENT AND ADMINISTRATION	General administration	Provide financial support for conflict and DISEC activities	Yagaba					40,000.00	10,000.00		√		DA	Security Agencies
171	MANAGEMENT AND ADMINISTRATION	General administration	Support establishes police post through self-help project	Kunkwa and Yizesi					20,000.00	-	100,000.00	√		DA	GPS
172	MANAGEMENT AND ADMINISTRATION	General administration	Support collaboration between the general public and security agencies	Yagaba					5,000.00	-	-	√		DA	Security Agencies
Sub-Total									1,590,806.00	230,000.00	120,000.00				
EMERGENCY PLANNING AND RESPONSE (INCLUDING COVID-19)															
173	MANAGEMENT AND ADMINISTRATION	General Administration	Sensitization of communities on the prevention and management of natural disasters	Selecte d communities					10,000.00	-	-	√	-	NADMO	DA
174	MANAGEMENT AND ADMINISTRATION	General Administration	Provide emergency relief support and counseling to disaster victims	Affecte d communities					-	50,000.00	-	√	-	NADMO	DA
175	MANAGEMENT AND ADMINISTRATION	Health Delivery	Sensitization and education of the general public on covid-19 protocols	Yagaba					-		30,000.00	√		GHS	DA
176	MANAGEMENT AND ADMINISTRATION	Health Delivery	Procure and distribute sanitary tools and logistics to combat covid-19	District -wide					50,000.00	-	-			DEHO	DA
177	MANAGEMENT AND ADMINISTRATION	Health Delivery	Strengthen capacities of health workers to manage and prevent the outbreak of diseases	Yagaba					15,000.00	-	-	√	-	GHS	DA

178	SOCIAL SERVICES DELIVERY	Health delivery	Provision for COVID-19 activities(meetings)	Yagaba					60,000					DA	District Covid Team
179	SOCIAL SERVICES DELIVERY	Health delivery	Procurement of PPEs for the fight of COVID-19	Yagaba					25,000					DA	District Covid Team
180	SOCIAL SERVICES DELIVERY	Health delivery	Construction and furnishing of 4 isolation centers to house COVID-19 cases in the district	All Area Councils Centers					350,000					DA	District Covid Team
181	SOCIAL SERVICES DELIVERY	Health delivery	Conduct sensitization and education on the fight of COVID-19 in the district	District wide					30,000					DA	District Covid Team
182	MANAGEMENT AND ADMINISTRATION	Health Delivery	Conduct contact tracing and case identification training on COVID-19 for Health workers	District-wide					6,500.00	-	10,000.00	√		GHS	DA
183	MANAGEMENT AND ADMINISTRATION	Health Delivery	Carry out covid-19 vaccination exercise	District-wide					4,000.00	-	5,000.00	√		GHS	DA
184	MANAGEMENT AND ADMINISTRATION	Health Delivery	Hold public health emergency committee meetings	Yagaba					12,000.00	1,000.00	-	√		GHS	DA
Sub-Total									562,500.00	51,000.00	45,000.00				
IMPLEMENTATION, CO-ORDINATION, MONITORING AND EVALUATION															
185	MANAGEMENT AND ADMINISTRATION	Planning, Budgeting and Coordination	Prepare 2025 AAP and composite budget	Yagaba					30,000.00	10,000.00				DA	MLGDRD
186	MANAGEMENT AND ADMINISTRATION	Planning, Budgeting and Coordination	Organize 4 Town Hall meetings	Yagaba					40,000.00		6,000.00			DA	
187	MANAGEMENT AND ADMINISTRATION	Planning, Budgeting and Coordination	Organize 4 Quarterly DPCU meetings	Yagaba					22,000.00					DA	
188	MANAGEMENT AND ADMINISTRATION	Planning, Budgeting and Coordination	Organize Mid-year review of the AAP meeting	Selecte d towns					2,000.00	1,000.00	5,000.00	√		DA	MLGDRD

189	MANAGEMENT AND ADMINISTRATION	Planning, Budgeting and Coordination	Ensure Monitoring of all development projects/programmes	District-wide					20,000.00	12,000.00	8,000.00	√		DA	MLGDRD
190	MANAGEMENT AND ADMINISTRATION	Planning, Budgeting and Coordination	Prepare and dissemination M&E reports	Yagaba					2,000.00	4,000.00	2,000.00	√	-	DA	MLGDRD
191	MANAGEMENT AND ADMINISTRATION	Planning, Budgeting and Coordination	Collect, collation and process District data for planning and implementation	Yagaba					5,500.00	3,000.00		√		DA	MLGDRD
Sub-Total									121,500.00	30,000.00	21,000.00				
TOTAL									10,597,489.00	498,400.00	3,773,032.00				
GRANT TOTAL										14,868,921.00					

Fig. 5.4 Annual Action Plan for 2025

MAMPRUGU MOAGDURI DISTRICT ASSEMBLY																
DISTRICT ANNUAL ACTION PLAN FOR 2025																
ECONOMIC DEVELOPMENT																
Adopted Goal: Build a Prosperous Society																
	Programme(PBB)	Sub-programme(PBB)	Broad Activities	Location	Timeframe (Quarter)				Cost			Programme Status		Implementing Institution/Department		
					1st	2nd	3rd	4th	GoG	IGF/ABFA	Others	New	Ongoing	Lead	Collaborating	
1	MANAGEMENT AND ADMINISTRATION	Finance and revenue mobilization	Monitoring of revenue collection	All Markets							4,400				DA	Hon. Assembly members
2	MANAGEMENT AND ADMINISTRATION	Finance and revenue mobilization	Tax payer sensitization and education on the need to pay tax to the Assembly	Selecte d communities							4,000				DA	Hon. Assembly members

3	MANAGEMENT AND ADMINISTRATION	Finance and revenue mobilization	Update revenue data	-											5,000				DA	Hon. Assembly members
4	MANAGEMENT AND ADMINISTRATION	Finance and revenue mobilization	Organize two training sessions on revenue mobilization for all revenue staff	Yagaba											4,000				DA	RCC
5	ECONOMIC DEVELOPMENT	Trade tourism and industrial development	Procurement of 300 electricity pools to extend electricity to communities	Selecte d commu nities											200,000				DA	DP
6	ECONOMIC DEVELOPMENT	Agricultural development	Conduct home and farm visits by AEsAs	All zones												72,000			DA	AEAs
7	ECONOMIC DEVELOPMENT	Agricultural development	Train AEsAs on improved Agric technologies	Yagaba												5,750			DA	DP
8	ECONOMIC DEVELOPMENT	Agricultural Development	Carry out disease surveillance in the district	All zones												1,500			DA	AEAs
9	ECONOMIC DEVELOPMENT	Agricultural Development	Vaccinate livestock against identifiable diseases in the district	District wide												4200			DAD	DA
10	ECONOMIC DEVELOPMENT	Agricultural Development	Data collection of market information and yield	District wide												3450			DAD	DA
11	ECONOMIC DEVELOPMENT	Agricultural Development	Register farmers for planting for food and jobs	District wide												4,500			DAD	DA
12	ECONOMIC DEVELOPMENT	Agricultural Development	Organize 20 Agric demonstration for farmers 4 acres maize, 4 acres rice, 4 acres caw pea, 4 acres soya beans and 4 acres legume.	All zones												20,140			DAD	DA
13	ECONOMIC DEVELOPMENT	Agricultural Development	Organize 4 field days for farmers	4 Areas												18,750			DAD	DA
14	ECONOMIC DEVELOPMENT	Agricultural Development	Embark on FAW surveillance in each operational Area	All zones												3,000			DAD	DA
15	ECONOMIC DEVELOPMENT	Agricultural Development	Organize planning and review meetings & monthly Agric	Yagaba												34,990			DAD	DA, DP

			staff performance meeting													
16	ECONOMIC DEVELOPMENT	Agricultural Development	Establishment of cashew nursery to raise 40,000 cashew seedlings	Yagaba							40,000			DAD	DA/	
17	ECONOMIC DEVELOPMENT	Agricultural Development	Appointment of a district marketing desk officer and procurement of office logistics to set up a district marketing unit	Yagaba						30,000				DAD	DA/	
18	ECONOMIC DEVELOPMENT	Agricultural Development	Established District Agric Advisory Services (DAAS) center and build capacity of staff on productivity enhancing technologies	Yagaba						25,000				DAD	DA/ DP	
19	ECONOMIC DEVELOPMENT	Agricultural Development	Provide training for farmers through farm demonstrations on climate resilient, high yielding disease and pest resistant, short duration crop varieties	Selecte d commu nities						20,000				DAD	DA/ DP	
20	ECONOMIC DEVELOPMENT	Agricultural Development	Train farmers on the use of meteorological information for decision making on farm activities	Yagaba						17,000			ma rke ts	DAD	MOFA/DP	
21	ECONOMIC DEVELOPMENT	Agricultural Development	Train Extension Officers on mainstreaming gender in agriculture.	Yagaba						25,000				DAD	DA	
22	ECONOMIC DEVELOPMENT	Agricultural Development	Train small ruminant farmers on basic husbandry	Yagaba					10,000					DAD	DP	
23	SOCIAL SERVICES DELIVERY	Agricultural Development	Rehabilitation of Dam/ Dug-out	Kubori							270,000			DA	GPSNP	

24	ECONOMIC DEVELOPMENT	Agricultural Development	Organize 3 in-service training on improved livestock production technology for field staff	Yagaba							15,000				DADD	DP/
Sub-Total											317000	42,400	478280			
SOCIAL DEVELOPMENT																
Adopted Goal: Create Opportunities for all																
	Programmes and sub-programmes		Activities (Operations)	Location	Quarterly Time schedule				Indicative Budget			Implementing Agencies				
					1 s t	2 n d	3 r d	4 t h	GoG	IGF	Donor	Lead	Collaborating			
25	SOCIAL SERVICES DELIVERY	Education and youth development	Supply of 600 dual desk and 4 No. teachers table and chair to 4 No. basic schools	Selecte d schools					80,000						DA	GES
26	SOCIAL SERVICES DELIVERY	Education and youth development	Construction of Teachers Quarters at Licha	Licha					235,333						DA	GES
27	SOCIAL SERVICES DELIVERY	Health delivery	Rehabilitation and furnishing of Health center at Jadema	Jadema					124,000						DA	GHS
28	SOCIAL SERVICES DELIVERY	Education and youth development	Construction of 2 Bedroom Semi-Detach Teachers Quarters at Goriba	Goriba					2,480,000						DA	GES
29	SOCIAL SERVICES DELIVERY	Education and youth development	Construction and furnishing of 3-Unit Classroom Blook for the girls model school at Yagaba	Yagaba					200,000						DA	GES
30	SOCIAL SERVICES DELIVERY	Health delivery	Completion of Zanwara CHPs Compound at Zanwara	Zanwar a					170,000						DA	GHS
31	SOCIAL SERVICES DELIVERY	Education and youth development	Completion of Teachers Quarters at Tantala	Tantala					50,000						DA	GES

32	SOCIAL SERVICES DELIVERY	Health delivery	Rehabilitation and furnishing of Health center at Yikpabongo	Yikpabongo						124,000								DA	GES
33	SOCIAL SERVICES DELIVERY	Education and youth development	Rehabilitation of Yiziesi Teachers Quarters at Yiziesi	Yiziesi						36,000								DA	GES
34	SOCIAL SERVICES DELIVERY	Education and youth development	Rehabilitation of Assembly staff quarters at yagaba	yagaba						80,000								DA	
35	SOCIAL SERVICES DELIVERY	Education and youth development	Rehabilitation of 3-Unit Classroom block at loagri	loagri						102,000								DA	GES
36	SOCIAL SERVICES DELIVERY	Education and youth development	Completion of 3-unit classroom block at Kunkwa	Kunkwa						78,000								DA	GES
37	SOCIAL SERVICES DELIVERY	Education and youth development	Provision of Text Books to basic schools	District Wide						150,000								GES	DA/ DP
38	SOCIAL SERVICES DELIVERY	Education and youth development	Provide logistics (Fuel) to circuit supervisors for regular school inspection	-						24,000								DA	GES/ DP
39	SOCIAL SERVICES DELIVERY	Education and youth development	Organize education review meetings	Yagaba						7,000								GES	DA/ DP
40	SOCIAL SERVICES DELIVERY	Education and youth development	Organize community sensitizations on parenting, the need to send the girl child to school and the consequences of child marriage	Selecte d commu nities						27,000								GES	DA/ DP
41	SOCIAL SERVICES DELIVERY	Education and youth development	Organize inter-school sports activities	-						10,000								GES	NSA
42	SOCIAL SERVICES DELIVERY	Education and youth development	Train and build capacity of SMC/PTAs about SPIP, SPAM and SRC gender sensitive education	Selecte d schools						20,000								GES	DP

			data on HIV/AIDS cases.														
52	SOCIAL SERVICES DELIVERY	Health delivery	Supply of HIV Test kits to health facilities	Selecte d health facilitie s						5,000						DA	DHD, TSU-Ghana Aids Commission
53	SOCIAL SERVICES DELIVERY	Health delivery	Community sensitization on HIV and AIDS	District wide						9,000						DA	District Health Directorate
54	SOCIAL SERVICES DELIVERY	Health delivery	Organize Voluntary screening and testing on HIV/AIDS in 4 area councils	Area Council Centers						20,000						DA	DHD, TSU-Ghana Aids Commission
55	SOCIAL SERVICES DELIVERY	Health delivery	Organization of World AID Day celebration	Yagaba						9,000						DA	DHD, TSU-Ghana Aids Commission
56	SOCIAL SERVICES DELIVERY	Health delivery	Provision for antiretroviral drugs	-						15,000						DA	TSU-Ghana Aids Commission, DHD
57	SOCIAL SERVICES DELIVERY	Health delivery	GIFTS/IFA Forum or engagement with parents and teachers in 14 schools across the districts.	Yagaba							13944					DP	DHD
58	SOCIAL SERVICES DELIVERY	Health delivery	Monitoring of the supplementation of IFA in schools to ensure compliance with national protocols after the training district wide	Selecte d schools						2,000		4968				DHD	RHD
59	SOCIAL SERVICES DELIVERY	Health delivery	Support 14 health facilities with HB testing Machine in the district	Selecte d commu nities						1,500		18,620				DHD	RHD, DP
60	SOCIAL SERVICES DELIVERY	Health delivery	Monitoring and on the job training on the usage of HB machine ensure compliance with protocols in all health facilities district wide	Yagaba						2,000		7,380				DHD	DP
61	SOCIAL SERVICES DELIVERY	Health delivery	Organize quarterly radio discussion on	Selecte d						800		1,856				DHD	DP

			the 1000 days concept (Maternal Nutrition, Ely initiation of breast feeding, exclusive breast feeding and complementary feeding)	communities											
62	SOCIAL SERVICES DELIVERY	Health delivery	Quarterly Monitoring of health facilities of Mamprugu Moagduri District on Nutrition activities	Selecte d communities					1,500					DHD	DP, DA
63	SOCIAL SERVICES DELIVERY	Health delivery	Vitamin A Mop up campaign for children 12-59 months	Yagaba					150					USAID	DHD
64	SOCIAL SERVICES DELIVERY	Health delivery	Train 50 Food venders on food safety and hygiene protocols in Yagaba, Loagri and Kubori	Yagaba					3000					DHD	DP
65	SOCIAL SERVICES DELIVERY	Health delivery	Form, Reactivate and train water and sanitation management teams in 20 Communities on pump maintenance and hygiene management to increase communities' access to safe water	All sub-districts					3000					USAID, Plan Ghana	DHD
66	SOCIAL SERVICES DELIVERY (Health delivery)	Health delivery	Establish four (4) on-farm demonstrations on one acre plot each in four (4) zones of the district on the management and control of striga on maize fields by June 2022	Yagaba					3000					UNICEF , Plan Ghana	DHD
67	SOCIAL SERVICES DELIVERY	Health delivery	Training of 47 school health teachers on	District wide					3000					DHD	DP

			girl iron folic acid supplementation (GIFTs). district wide											
68	SOCIAL SERVICES DELIVERY	Health delivery	Carry out two field days each at four demo sites on the management and control of striga by September 2022	District wide					2500		2,140		DHD	DA
69	SOCIAL SERVICES DELIVERY	Health delivery	Promote the production and consumption of vegetables by supporting 20 women and youth in dry season vegetable production to boost their nutrition and income by December 2022	Beneficiary communities					4000		16,376		DHD	DP
70	SOCIAL SERVICES DELIVERY	Health delivery	Improve nutrition in women and children by conducting food demonstration on nutritious food stuffs using locally available nutrient-rich food stuff with 12 women groups across the four zones of the District by end of third quarter 2022	District wide					3000		10,944		DHD	DP
71	SOCIAL SERVICES DELIVERY	Health delivery	Sensitize 300 farmers along the rivers about early warning systems and support them with early maturing maize seed varieties to mitigate the effects of the perennial flooding on farmers by April 2022						35000		26,304		SW/CD	DA

72	SOCIAL SERVICES DELIVERY	Health delivery	Revamp of 15 Mother-to-Mother Support Groups (M2MSGs) in target communities								1,920		DA	DWSA
73	SOCIAL SERVICES DELIVERY	Health delivery	Reactivation of 25 Father-to-Father Support Groups (F2FSGs) in target communities (Yagaba, Yizesi, Kubori and Kunkwa)								1,920		GHS	DA
74	SOCIAL SERVICES DELIVERY	Health delivery	Facilitate the enrolment of LEAP and PWDs beneficiaries into NHIS and other complementary services								4,832		DA	GES
75	SOCIAL SERVICES DELIVERY	Health delivery	Formation and reactivation of Health, Sanitation and Nutrition clubs in all Junior High Schools					1500			10,240		GHS	DA
76	SOCIAL SERVICES DELIVERY	Health delivery	Procure 3 Motorbikes (Yamaha YBR 125G) and ensure them to facilitate effective monitoring of activities to provide quality data for reporting and data-driven decision making					4500			54,900		DNCC	DA
77	SOCIAL SERVICES DELIVERY	Health delivery	Procure office equipment to facilitate effective management, administration and reporting on activities undertaken					4200			33,386		GHS	GES

78	SOCIAL SERVICES DELIVERY	Health delivery	Form, Reactivate and train HIV/AIDs Clubs in 42 Junior High Schools and the Senior high School in the District on the spread and prevention of HIV/ AIDs							1200		6,622		GHS	DAD
79	SOCIAL SERVICES DELIVERY	Health delivery	Conduct voluntary screening and counseling on HIV/AIDs at the 4 area council centers									16,900		GHS	DA
80	SOCIAL SERVICES DELIVERY	Health delivery	Organize quarterly planning and review meetings for DNCC on nutrition performance							3000		560		DA	GHS
81	SOCIAL SERVICES DELIVERY	Health delivery	Carry out awareness creation on flood mitigation and control in 24 target communities									7,392		NADMO	DA
82	SOCIAL SERVICES DELIVERY	Health delivery	Support 4 communities prone to flooding with dry season vegetable cultivation									12,800		DAD	DA
83	SOCIAL SERVICES DELIVERY	Health delivery	Carry out maternal and adolescent reproductive health education at all levels including schools, health facilities and communities	All Area Councils						2,000		8,000		DHD	NORSAC
84	SOCIAL SERVICES DELIVERY	Water and Sanitation	Drilling and Mechanization of 20 Boreholes in some selected communities	District wide						600,000		400,000		DA	Min. of Water and Sanitation, CWSA, DP
85	SOCIAL SERVICES DELIVERY	Water and Sanitation	Rehabilitation of 30 broken down boreholes in some selected communities	Selecte d commu nities						50,000				DA	CWSA, DP

86	SOCIAL SERVICES DELIVERY	Health delivery	Revamp and train WASH committees	Selecte d commu nities						5,000					5,000			DA	CWSA, DP
87	SOCIAL SERVICES DELIVERY	Health delivery	Carry out monthly clean up exercise coupled with public education on sanitation	Selecte d commu nities						36,000								DA	DP
88	SOCIAL SERVICES DELIVERY	Health delivery	Organization of School health education	District Wide						10,000								DA	
89	SOCIAL SERVICES DELIVERY	Health delivery	Monitoring activities of the Environmental Health Unit	District wide						6000								DA	Traditional Authorities
90	SOCIAL SERVICES DELIVERY	Health delivery	Implement CLTS in 10 communities	10 Commu nities						48000								DA	Dev't partners
91	SOCIAL SERVICES DELIVERY	Health delivery	Update DESSAP	Yagaba						2,000								DA	Dev't partners
92	SOCIAL SERVICES DELIVERY	Health delivery	Collection of data and Screen food venders /butchers /drinking bars,	Area Council Centers						5,000								DA	
93	SOCIAL SERVICES DELIVERY	Health delivery	Formation of Sanitation Market	Yagaba						30,000								DA	UNICEF
94	SOCIAL SERVICES DELIVERY	Health delivery	Carry out Residential and premises inspection	District wide						2,000								DA	
95	SOCIAL SERVICES DELIVERY	Health delivery	Enactment of District environmental bye-laws	-						20,000								DA	DP, RCC
96	SOCIAL SERVICES DELIVERY	Social welfare and community development	Establishment of Child Welfare Actors Platform and orientation of Actors on the CWF	-						4000	2,000							DA	DP
97	SOCIAL SERVICES DELIVERY	Social welfare and community development	Training needs assessment and training of child protection Actors on the CFWP and JCP	-						15,000		10,000						DA	ILGS,

98	SOCIAL SERVICES DELIVERY	Social welfare and community development	Reactivation and training of existing grass root structures for child protection for effective performance	Selecte d commu nities						18,000					10,000			DA	DP, ILGS
99	SOCIAL SERVICES DELIVERY	Social welfare and community development	Public campaign on harmful traditional practices and early child marriage	Selecte d commu nities						12,000					8,000			DA	DP
100	SOCIAL SERVICES DELIVERY	Social welfare and community development	Community engagement with toolkits on child marriage and child labour	Selecte d commu nities						5,000								SW/CD	DA
101	SOCIAL SERVICES DELIVERY	Social welfare and community development	Reactivation and formation of VSLA women groups in the district	District wide						2000								DA	DCSW
102	SOCIAL SERVICES DELIVERY	Social welfare and community development	Train parents on behavioral parenting especially on child mis-conduct management to improve pre-school and school-age children's behavior	-						5,000					5,000			DA	DP
103	SOCIAL SERVICES DELIVERY	Social welfare and community development	Provide treatment and care for abused and neglected children	-														DA	DP
104	SOCIAL SERVICES DELIVERY	Social welfare and community development	Facilitate the enrollment of all aged but needy on to the LEAP programme	-						5,000								DA	DP
105	SOCIAL SERVICES DELIVERY	Social welfare and community development	Train and provide equipment and logistics to the Gender Unit to provide effective services	Yagaba						20,000					15,000			DA	DP

106	MANAGEMENT AND ADMINISTRATION	Social welfare and community development	Training of DPCU members on Gender responsive planning and budgeting	Yagaba						20,000					8,000			DA	DP
107	SOCIAL SERVICES DELIVERY	Gender Equality	Carry out Gender awareness/sensitization campaign to change social norms to support gender equality	Selecte d commu nities						38,000								DA	DP
108	SOCIAL SERVICES DELIVERY	Gender Equality	Gender sensitization campaign on the need for women to have access to land	Selecte d commu nities						18,000								DA	DP
109	SOCIAL SERVICES DELIVERY	Social welfare and community development	Data collection on the vulnerable to improve upon targeting	District wide						20,000					15,000			DA	DP
120	SOCIAL SERVICES DELIVERY	Social welfare and community development	Provide financial support for PLWD to do business	-						30,000								DA	Hon. Assembly members
121	SOCIAL SERVICES DELIVERY	Education and youth development	Provide employable skills training for the Youth	-						20,000	-	-						YEA	DA
Sub-Total										5,315,183	2000	831,752							

ENVIRONMENT, INFRASTRUCTURE AND HUMAN SETTLEMENTS DEVELOPMENT

Adopted Goal: Safeguard the natural environment and ensure a resilient built environment

	Programmes and sub-programmes		Activities (Operations)	Locatio n	Quarterly Time schedule				Indicative Budget			Implementing Agencies				
					1 s t	2 n d	3 r d	4 t h	GoG	IGF	Donor	Lead	Collaborating			
122	ENVIRONMENTAL MANAGEMENT	Natural resource conservation and management	Carryout public education and campaign on the impact of deforestation	Selecte d commu nities					6,000.00			6,000.00			DA	DP, Forestry commission
123	ENVIRONMENTAL MANAGEMENT	Natural resource conservation	Develop at least 1 tourist site in the district to attract tourist	District wide					250,000.00						DA	DP, Forestry commission

		and management														
124	ENVIRONMENTAL MANAGEMENT	Natural resource conservation and management	Refresher training for CREMA Executives to strengthen their operations	Selecte d CREM A Areas							25,000.00			DA	DP, Forestry commission	
125	ENVIRONMENTAL MANAGEMENT	Natural resource conservation and management	Establishment of Cashew Nursery and Plantation	Nangru ma							500,000.00			DA	GPSNP	
126	ENVIRONMENTAL MANAGEMENT	Natural resource conservation and management	Establishment of Cashew Nursery and Plantation	Tantala							500,000.00			DA	GPSNP	
127	ENVIRONMENTAL MANAGEMENT	Natural resource conservation and management	Tree planting in communities	Selecte d commu nities							20,000.00			DP	DA, Forestry Commission, EPA	
128	ENVIRONMENTAL MANAGEMENT	Natural resource conservation and management	Refresher training of AEAs on climate resilient cultivars and animal breeds	-							5,000.00			DP	DAD	
129	ENVIRONMENTAL MANAGEMENT	Natural resource conservation and management	Training of selected farmers on Climate resilient cropping and Animal husbandry	Selecte d commu nities							35,000.00			DP	DAD	
130	ENVIRONMENTAL MANAGEMENT	Disaster prevention and management	Roll out public sensitization and education on disaster prevention and risk reduction	Selecte d Commu nities					10,000.00					DA	DP	
131	ENVIRONMENTAL MANAGEMENT	Disaster prevention and management	Train and equip zonal coordinators and Community Disaster Volunteer Groups with the necessary equipment and logistics to strengthen	Selecte d commu nities					20,000.00					DA	DP	

			early warning activities and risk reduction												
132	ENVIRONMENTAL MANAGEMENT	Disaster prevention and management	Train and provide logistics and equipment for NADMO staff	-					15,000.00		10,000.00			DA	DP
133	MANAGEMENT AND ADMINISTRATION	General Administration	Train district monitoring team members and Hon. Assembly members on effective monitoring of oil and gas activities	NA					3,000.00	1,000.00	3,000.00			DA	Min. of Ev't/Energy/ EPA
134	MANAGEMENT AND ADMINISTRATION	General Administration	Meeting with chiefs/land lords on the importance of spatial planning	Yagaba					4,000.00					DA	Chiefs/Land lords and Hon. Assembly members
135	INFRASTRUCTURE DELIVERY AND MANAGEMENT	Physical and Spatial Planning)	Prepare spatial plans (structure/local plans) for selected towns to guide development and inform development permitting	Selecte d towns					300,000.00	10,000.00	100,000.00			DA	Regional Land Use and spatial Planning Authority, Survey and Mapping division of lands commission, Traditional Authorities
136	INFRASTRUCTURE DELIVERY AND MANAGEMENT	Infrastructure development	Reshaping/rehabilitation of selected roads including construction of culverts at designated Areas	Kusobi-Soo road, Licha-Soo road, Jadema - Katigri-Fumbisi road, Kpatorigu-Licha road, Wuyima-Soo road,					900,000.00		400,000.00			DA	DP, Feeder roads Dept. Ghana High Ways Authority

				Wuyim a-Prima road,											
137	INFRASTRUCTURE DELIVERY AND MANAGEMENT	Infrastructure development	Construction of Hand 4-№ , 2-Uniy Washing facilities at 2-no Markets in the District	Loagri and Tantala						70,000.00				DA	
138	INFRASTRUCTURE DELIVERY AND MANAGEMENT	Infrastructure development	Extension of portable water from Kikayili to Kubugu and Kubori	Kikaayi ri, Kubugu , and Kubori						100,000.00				DA	GOG
139	INFRASTRUCTURE DELIVERY AND MANAGEMENT	Infrastructure development	Collaborate with Mobile Telecom service providers to extend mobile network connectivity to Areas where mobile network service is not available	Licha, Mugu, Nangur mah, Sakpab a, Soo, Tandow ,Tantala , Tuvuu, Wuntub ri, Wuyim a, Yaa						5,000.00				DA	MTN, TOGO, VODAFONE, Min. of Communication

				namoa, Yizeisi												
140	INFRASTRUCTURE DELIVERY AND MANAGEMENT	Infrastructure development	Sensitization and public education on the relevance of statistical information for planning and decision-making for (Heads of departments, Units, Agencies and Area/Zonal council chairpersons)	District wide					5,000.00						DA	
141	INFRASTRUCTURE DELIVERY AND MANAGEMENT	Infrastructure development	Update the digital street naming and property addressing system	-					50,000.00						DA	MLGRD
142	ENVIRONMENTAL MANAGEMENT	Natural resource conservation and management	Rehabilitation of Degraded Land with Cashew Trees	district wide					300,000.00						DA	Agric
143	ENVIRONMENTAL MANAGEMENT	Natural resource conservation and management	Production of Cashew seedlings to interested farmers in the district	District wide					250,000.00						DA	Agric
144	ENVIRONMENTAL MANAGEMENT	Natural resource conservation and management	Collaborate with traditional authorities to stop the activities of Rose Wood logging	District wide						15,000.00					DA	NADMO
145	ENVIRONMENTAL MANAGEMENT	Natural resource conservation and management	Embark on public campaign and education on the effect of activities of chain-saw operators and charcoal producers on the environment	Selecte d commu nities					7,000.00		3,000.00				DA	DP
146	ENVIRONMENTAL MANAGEMENT	Natural resource conservation	Collaborate with the private sector and the Ministry of energy to	-					-	-	-				DA	Min. of energy,

		and management	provide affordable solar energy												
147	INFRASTRUCTURE DELIVERY AND MANAGEMENT	Physical and spatial planning	Prepare and implement local and structural plans for Yagaba Township	-					200,000.00					DA	TCPD, Survey division of lands commission
148	INFRASTRUCTURE DELIVERY AND MANAGEMENT	Infrastructure development	Prepare and implement Operation and Maintenance plan and budget for all District Assembly buildings, plants and equipment	-					3,500.00					DA	Centralized Dept.
149	INFRASTRUCTURE DELIVERY AND MANAGEMENT	Infrastructure development	Train DWD staff on infrastructure maintenance	-					15,000.00					DA	RCC,
150	INFRASTRUCTURE DELIVERY AND MANAGEMENT	Physical and spatial planning	Procurement of logistics for the Physical planning department in the Assembly	-					50,000.00	10,000.00				DA	LGSS
151	INFRASTRUCTURE DELIVERY AND MANAGEMENT	Physical and spatial planning	Inaugurate the DSPC and provide the necessary logistics for the functioning of the DSPC and the Technical Committee	-						35,000.00				DA	TCPD
Sub-Total									2,493,500.00	141,000.00	1,607,000.00				

GOVERNANCE, CORRUPTION AND PUBLIC ACCOUNTABILITY

Adopted Goal: Maintain a stable, united and safe society

	Programmes and sub-programmes		Activities (Operations)	Location	Quarterly Time schedule				Indicative Budget			Implementing Agencies		
					1 s t	2 n d	3 r d	4 t h	GoG	IGF	Donor	Lead	Collaborating	
152	MANAGEMENT AND ADMINISTRATION	General administration	Rehabilitation and furnishing of Area Council offices	Kubori, Yizesi, Kunkwa and Yagaba					250,000				DA	DP

153	MANAGEMENT AND ADMINISTRATION	General administration	Registration of Birth & Death	District wide						6,600.00					DA	Birth and Death
154	MANAGEMENT AND ADMINISTRATION	General administration	Construction of 20-Market Stalls and 10-Lockerble Stores at Yagaba	Tantala						354,947.00					DA	DDF
155	MANAGEMENT AND ADMINISTRATION	General administration	Sensitization on the need to register births and deaths	District wide						4,000.00					DA	Birth and Death
156	MANAGEMENT AND ADMINISTRATION	General administration	Visit TBAs Health center/clinics for data collection on births and deaths	District wide						2,400.00					DA	Birth and Death
157	MANAGEMENT AND ADMINISTRATION	General administration	Procurement of 1-No Moto Bike, computer and accessories for the Birth and Death Unit	Yagaba						50,000.00					DA	Birth and Death
158	MANAGEMENT AND ADMINISTRATION	General administration	Furnishing of the district Assembly office complex	Yagaba						253,000.00					DA	DACF secretariate
159	MANAGEMENT AND ADMINISTRATION	General administration	Training of Area Council members, Unit Committees on their statutory functions	Yagaba							45,000.00				DA	ILGS/DP
160	MANAGEMENT AND ADMINISTRATION	General administration	Provision for the activities of Youth Employment.	Yagaba						10,000.00					DA	
161	MANAGEMENT AND ADMINISTRATION	General administration	Provision for the activities of Non-Formal Division.	Yagaba						10,000.00					DA	
162	MANAGEMENT AND ADMINISTRATION	Human resource management	Carry out training needs assessment and capacity building of District Assembly staff and Hon. Assembly members	-						45,000.00					DA	MLGRD, LGSS
163	MANAGEMENT AND ADMINISTRATION	General administration	Provision for the review of 2022-2025 DMTDP	-						20,000.00					DA	DP

164	MANAGEMENT AND ADMINISTRATION	Planning, budgeting and coordination	Review annually, a district popular participation Action Plan	-						6,000.00					DA	DP
165	MANAGEMENT AND ADMINISTRATION	General administration	Collaborate with development partners to establish district office of the NCCE	-						160,000.00	15,000.00				DA	DP, LGSS
166	MANAGEMENT AND ADMINISTRATION	General administration	Hold town hall meetings to disseminate information about the operations of the Assembly including revenue and expenditure related information to the General public	-						15,000.00	8,000.00				DA	Decentralized depts.
167	MANAGEMENT AND ADMINISTRATION	Planning, budgeting and coordination	Train DPCU members on policy analysis, dev't planning as well as project and programme monitoring and evaluation	-						20,000.00	15,000.00				DA	DP
168	MANAGEMENT AND ADMINISTRATION	Planning, budgeting and coordination	Provide equipment and logistics to the DPCU secretariate							20,000.00	12,000.00				DA	
169	MANAGEMENT AND ADMINISTRATION	Planning, budgeting and coordination	Provision for the routine monitoring and supervision of all projects and programmes in the district	District wide						150,000.00	100,000.00				DA	District Monitoring Team
170	MANAGEMENT AND ADMINISTRATION	General administration	Develop a district website to enhance information sharing and accountability to the general public	-						25,000.00					DA	DP
171	MANAGEMENT AND ADMINISTRATION	General administration	Organize sub-committee, general assembly meeting,	Yagaba						65,000.00	25,000.00	-	√		DA	MLGDRD

			and management meetings											
172	MANAGEMENT AND ADMINISTRATION	General administration	Procure and supply office logistics and equipment (Tonners, Printers, A4 Sheets etc)	Yagaba					15,000.00	-	√		DA	MLGDRD
173	MANAGEMENT AND ADMINISTRATION	General administration	Procure 3-N0. Laptop computers and Printers for Staff	PPO, DSO &					15,859.00	-	√		DA	MLGDRD
174	MANAGEMENT AND ADMINISTRATION	General administration	Organize Independence Day Celebrations	Yagaba					30,000.00	-	20,000.00	√	DA	GES
175	MANAGEMENT AND ADMINISTRATION	General administration	Provide financial support for conflict and DISEC activities	Yagaba					40,000.00	10,000.00		√	DA	Security Agencies
176	MANAGEMENT AND ADMINISTRATION	General administration	Support establishes police post through self-help project	Kunkwa and Yizesi					20,000.00	-	100,000.00	√	DA	GPS
177	MANAGEMENT AND ADMINISTRATION	General administration	Support collaboration between the general public and security agencies	Yagaba					5,000.00	-	-	√	DA	Security Agencies
Sub-Total									1,592,806.00	230,000.00	120,000.00			
EMERGENCY PLANNING AND RESPONSE (INCLUDING COVID-19)														
176	MANAGEMENT AND ADMINISTRATION	General Administration	Sensitization of communities on the prevention and management of natural disasters	Selecte d communities					10,000.00	-	-	√	-	NADMO DA
178	MANAGEMENT AND ADMINISTRATION	General Administration	Provide emergency relief support and counseling to disaster victims	Affecte d communities					-	50,000.00	-	√	-	NADMO DA
179	MANAGEMENT AND ADMINISTRATION	Health Delivery	Sensitization and education of the general public on covid-19 protocols	Yagaba					-		30,000.00	√		GHS DA
180	MANAGEMENT AND ADMINISTRATION	Health Delivery	Procure and distribute sanitary tools and logistics to combat covid-19	District -wide					50,000.00	-	-			DEHO DA

181	MANAGEMENT AND ADMINISTRATION	Health Delivery	Strengthen capacities of health workers to manage and prevent the outbreak of diseases	Yagaba					15,000.00	-	-	√	-	GHS	DA
182	SOCIAL SERVICES DELIVERY	Health delivery	Provision for COVID-19 activities(meetings)	Yagaba					60,000					DA	District Covid Team
183	SOCIAL SERVICES DELIVERY	Health delivery	Procurement of PPEs for the fight of COVID-19	Yagaba					25,000					DA	District Covid Team
184	SOCIAL SERVICES DELIVERY	Health delivery	Construction and furnishing of 4 isolation centers to house COVID-19 cases in the district	All Area Councils Centers					350,000					DA	District Covid Team
185	SOCIAL SERVICES DELIVERY	Health delivery	Conduct sensitization and education on the fight of COVID-19 in the district	District wide					30,000					DA	District Covid Team
186	MANAGEMENT AND ADMINISTRATION	Health Delivery	Conduct contact tracing and case identification training on COVID-19 for Health workers	District-wide					6,500.00	-	10,000.00	√		GHS	DA
187	MANAGEMENT AND ADMINISTRATION	Health Delivery	Carry out covid-19 vaccination exercise	District-wide					4,000.00	-	5,000.00	√		GHS	DA
188	MANAGEMENT AND ADMINISTRATION	Health Delivery	Hold public health emergency committee meetings	Yagaba					12,000.00	1,000.00	-	√		GHS	DA
Sub-Total									562,500.00	51,000.00	45,000.00				
IMPLEMENTATION, CO-ORDINATION, MONITORING AND EVALUATION															
189	MANAGEMENT AND ADMINISTRATION	Planning, Budgeting and Coordination	Prepare 2023 AAP and composite budget	Yagaba					30,000.00	10,000.00				DA	MLGDRD
190	MANAGEMENT AND ADMINISTRATION	Planning, Budgeting and Coordination	Organize 4 Town Hall meetings	Yagaba					40,000.00		6,000.00			DA	
191	MANAGEMENT AND ADMINISTRATION	Planning, Budgeting and Coordination	Organize 4 Quarterly DPCU meetings	Yagaba					22,000.00					DA	

192	MANAGEMENT AND ADMINISTRATION	Planning, Budgeting and Coordination	Organize Mid-year review of the AAP meeting	Selecte d towns					2,000.00	1,000.00	5,000.00	√		DA	MLGDRD
193	MANAGEMENT AND ADMINISTRATION	Planning, Budgeting and Coordination	Ensure Monitoring of all development projects/programmes	District -wide					20,000.00	12,000.00	8,000.00	√		DA	MLGDRD
194	MANAGEMENT AND ADMINISTRATION	Planning, Budgeting and Coordination	Prepare and dissemination M&E reports	Yagaba					2,000.00	4,000.00	2,000.00	√	-	DA	MLGDRD
195	MANAGEMENT AND ADMINISTRATION	Planning, Budgeting and Coordination	Collect, collation and process District data for planning and implementation	Yagaba					5,500.00	3,000.00		√		DA	MLGDRD
Sub-Total									121,500.00	30,000.00	21,000.00				
TOTAL									10,402,489.00	496,400.00	3,103,032.00				
GRANT TOTAL										14,001,921.00					

Fig. 5.5 OPERATION MAINTENANCE PLAN

DISTRICT OPERATION MAINTENANCE PLAN FOR 2022						
	Type of Infrastructure/ Assets	Type of Maintenance	Schedule of Maintenance (Start date - end date)	Estimated cost of Maintenance	Location	Responsibility
1	Roads Works	Provision for Maintenance of roads network in the district	Annually	100,000.00	Disteict wide	Works
2		Rehabilitation of Kikaayili - Kpatorigu road	February-Dec. 2020(LIPW)	55,000.00	Kikaayili - Kpatorigu	Works
3		Rehabilitation of Yizesi - Nangruma road	February-Dec. 2022(LIPW)	350,000.00	Yizesi - Nangruma	Works
4	Water Systems	Rehabilitation of Dam/ Dug-out	February-Dec. 2020(LIPW)	8,000.00	Dabozesi	Works
5		Rehabilitation of Dam/ Dug-out	February-Dec. 2021(LIPW)	85,000.00	Katigri	Works

6		Provision for Rehabilitation of Dam/ Dug-out	When the need be	30,000.00	Disteict wide	Works
7		Provision for Rehabilitation and repairs of broken-down water systems in the district	When the need be	70,000.00	Disteict wide	Works & Water Committee
8	Education Facilities	Provision for Rehabilitation and maintenance of Education Facilities	When the need be	180,000.00	Disteict wide	Works & GES
9		Rehabilitation of classroom block at Dabozesi		50,100.50	Dabozesi	Works & GES
10		Rehabilitation of Teachers' Quarters at Kunkwa		80,000.00	Kunkwa	Works & GES
11		Rehabilitation of 3-Unit Classroom block at loagri	March-Aug. 2022	102,000.00	Loagri	Works & GES
12		Rehabilitation of Yiziesi Teachers Quarters at Yiziesi	March-Aug. 2022	36,000.00	Yizesi	Works & GES
13		Rehabilitation of classroom block at Kunkwa		71,596.50	Kunkwa	Works & GES
14	Health Facilities	Provision for Rehabilitation and maintenance of Health facilities	When the need be	88,000.00	Disteict wide	Works & GHS
15		Rehabilitation of Kubori Health Center		69,103.50	Kubori	Works & GHS
16	Agricultural Facilities	Provision for Rehabilitation and maintenance of Agric facilities	When the need arisis	23,000.00	Disteict wide	Work & Agric
17	Assembly facilities	Provision for Rehabilitation and maintenance of Assembly facilities	When the need be	60,000.00	Disteict wide	Works
18		Rehabilitation of Assembly staff quarters at Yagaba	February-July, 2022	70,000.00	Yagaba	Works
19	Assembly Vehicles, Office Equipment and Tools	Provision for Repairs and maintenance of office equipment and tools	When the need be	25,000.00	Yagaba	Works
20		Provision for Repairs and maintenance of Assembly vehicles and Moto Bikes	Quarterly	50,000.00	Yagaba	Works & Transport Unit
21	Market Facilities	Provision for Rehabilitation and maintenance of Market Stores and Stalls	When the need be	35,000.00	Disteict wide	Works

22	Energy	Provision for Repairs and maintenance of Street Lights	When the need be	36,000.00	Disteict wide	Works & VRA
Total Estimated Cost				1,673,800.50		
DISTRICT OPERATION MAINTENANCE PLAN FOR 2023						
	Type of Infrastructure/ Assets	Type of Maintenance	Schedule of Maintenance (Start date - end date)	Estimated cost of Maintenance	Location	Responsibility
1	Roads Works	Provision for Maintenance of roads network in the district	Annually	130,000.00	Disteict wide	Works
2	Water and Sanitation	Provision for Rehabilitation of Dam/ Dug-out	When the need be	100,000.00	Disteict wide	Works
3		Provision for Rehabilitation and repairs of broken-down water systems in the district	When the need be	120,000.00	Disteict wide	Works & Water Committee
4	Education Facilities	Provision for Rehabilitation and maintenance of Education Facilities	When the need be	280,000.00	Disteict wide	Works & GES
5	Health Facilities	Provision for Rehabilitation and maintenance of Health facilities	When the need be	120,000.00	Disteict wide	Works & GHS
6	Agricultural Facilities	Provision for Rehabilitation and maintenance of Agric facilities	When the need arises	26,000.00	Disteict wide	Work & Agric
7	Assembly facilities	Provision for Rehabilitation and maintenance of Assembly facilities	When the need be	83,000.00	Disteict wide	Works
8	Assembly Vehicles, Office Equipment and Tools	Provision for Repairs and maintenance of office equipment and tools	When the need be	25,000.00	Yagaba	Works
9		Provision for Repairs and maintenance of Assembly vehicles and Moto Bikes	Quarterly	80,000.00	Yagaba	Works & Transport Unit
10	Market Facilities	Provision for Rehabilitation and maintenance of Market Stores and Stalls	When the need be	36,000.00	Disteict wide	Works

11	Energy	Provision for Repairs and maintenance of Street Lights	When the need be	36,000.00	Disteict wide	Works & VRA
Total Estimated Cost				1,036,000.00		
DISTRICT MAINTENANCE PLAN FOR 2024						
	Type of Infrastructure/ Assets	Type of Maintenance	Schedule of Maintenance (Start date - end date)	Estimated cost of Maintenance	Location	Responsibility
1	Roads Works	Provision for Maintenance of roads network in the district	Annually	150,000.00	Disteict wide	Works
2	Water and Sanitation	Provision for Rehabilitation of Dam/ Dug-out	When the need be	110,000.00	Disteict wide	Works
3		Provision for Rehabilitation and repairs of broken-down water systems in the district	When the need be	140,000.00	Disteict wide	Works & Water Committee
4	Education Facilities	Provision for Rehabilitation and maintenance of Education Facilities	When the need be	280,000.00	Disteict wide	Works & GES
5	Health Facilities	Provision for Rehabilitation and maintenance of Health facilities	When the need be	160,000.00	Disteict wide	Works & GHS
6	Agricultural Facilities	Provision for Rehabilitation and maintenance of Agric facilities	When the need arises	30,000.00	Disteict wide	Work & Agric
7	Assembly facilities	Provision for Rehabilitation and maintenance of Assembly facilities	When the need be	83,000.00	Disteict wide	Works
8	Assembly Vehicles, Office Equipment and Tools	Provision for Repairs and maintenance of office equipment and tools	When the need be	31,000.00	Yagaba	Works
9		Provision for Repairs and maintenance of Assembly vehicles and Moto Bikes	Quarterly	80,000.00	Yagaba	Works & Transport Unit
10	Market Facilities	Provision for Rehabilitation and maintenance of Market Stores and Stalls	When the need be	38,000.00	Disteict wide	Works
11	Energy	Provision for Repairs and maintenance of Street Lights	When the need be	40,000.00	Disteict wide	Works & VRA

	Total Estimated Cost			1,142,000.00		
DISTRICT MAINTENANCE PLAN FOR 2025						
	Type of Infrastructure/ Assets	Type of Maintenance	Schedule of Maintenance (Start date - end date)	Estimated cost of Maintenance	Location	Responsibility
1	Roads Works	Provision for Maintenance of roads network in the district	Annually	150,000.00	Disteict wide	Works
2	Water and Sanitation	Provision for Rehabilitation of Dam/ Dug-out	When the need be	195,000.00	Disteict wide	Works
3		Provision for Rehabilitation and repairs of broken-down water systems in the district	When the need be	240,000.00	Disteict wide	Works & Water Committee
4	Education Facilities	Provision for Rehabilitation and maintenance of Education Facilities	When the need be	280,000.00	Disteict wide	Works & GES
5	Health Facilities	Provision for Rehabilitation and maintenance of Health facilities	When the need be	120,000.00	Disteict wide	Works & GHS
6	Agricultural Facilities	Provision for Rehabilitation and maintenance of Agric facilities	When the need arises	33,000.00	Disteict wide	Work & Agric
7	Assembly facilities	Provision for Rehabilitation and maintenance of Assembly facilities	When the need be	83,000.00	Disteict wide	Works
8	Assembly Vehicles, Office Equipment and Tools	Provision for Repairs and maintenance of office equipment and tools	When the need be	25,000.00	Yagaba	Works
9		Provision for Repairs and maintenance of Assembly vehicles and Moto Bikes	Quarterly	80,000.00	Yagaba	Works & Transport Unit
10	Market Facilities	Provision for Rehabilitation and maintenance of Market Stores and Stalls	When the need be	36,000.00	Disteict wide	Works
11	Energy	Provision for Repairs and maintenance of Street Lights	When the need be	36,000.00	Disteict wide	Works & VRA
	Total Estimated Cost			1,278,000.00		

SUMMARY

2022	1,673,800.50
2023	1,036,000.00
2024	1,142,000.00
2025	1,278,000.00
Total	5,129,800.50

CHAPTER 6

6.1 MONITORING AND EVALUATION ARRANGEMENTS

The importance of M&E in the execution of policy programmes and projects cannot be over emphasized as it ensures effectiveness, efficiency, accountability, responsiveness and transparency in the allocation and use of scarce resources. This chapter presents the monitoring and evaluation procedures and structures put in place to help realize the set objectives and goals of the structured projects and programmes. The goal is to effectively monitor the implementation of the planned activities and evaluate their results and impact in reducing poverty on a sustainable basis.

To achieve this, participatory M&E will be implemented by utilizing the knowledge resources of a wide range of stakeholders including the DPCU, central and local government agencies, NGOs, CBOs, Civil society organizations, the private sector, as well as vulnerable groups in the monitoring and evaluation processes. This is to ensure an effective and participatory monitoring and evaluation process. Four categories of stakeholders are identified and appropriately classified as follows:

- I. Beneficiaries of projects and programmes at the community level
- II. Intermediary organisations such as NGOs, CBOs, CSOs, etc.
- III. Donor agencies and the private sector; and
- IV. Government and quasi-government institutions and structures at all levels

6.2 MONITORING AND EVALUATION MATRIX/PLAN

Table 6.1 is a matrix that links the DMTDP (2022-2025) to the new policy framework’s objectives. It shows the inputs, outputs, outcomes and impacts of various interventions in the plan. It also shows indicator baselines, targets, data sources, monitoring frequencies and responsibilities.

Table 6.1: MONITORING AND EVALUATION MATRIX

SOCIAL DEVELOPMENT

DMTDP Goal: Create opportunities for all									
Adopted Policy Objective: Enhance inclusive and equitable access to, and participation in quality education at all levels									
Indicators	Indicator type	Baseline 2021	Targets 2022-2025				Data Sources	Monitoring Frequency	Responsibility
			2022	2023	2024	2025			
Gross Enrollment Ratio	Outcome	Primary: 48.1 JHS: 78.1	Primary: 50.2 JHS: 80.5	Primary: 53.8 JHS: 83.5	Primary: 65.82 JHS: 86.35	Primary: 72.42 JHS: 90.44	GES	Annually	GES, DPCU
Net Admission Rate	Outcome	Primary: 15.4	Primary: 20.2	Primary: 35.8	Primary: 45.67	Primary: 67.8	GES	Annually	GES, DA
BECE Performance	Outcome	33.3	50.0	53.34	57.8	65.58	GES	Annually	GES, DA
Gender Parity Index	Outcome	1.1	1	1	1	1	GES	Annually	GES, DA
Pupil teacher ratio	Outcome	KG: 1:98 Primary: 1:65 JHS: 1:34	KG: 1:70 Primary: 1:50 JHS: 1:30	KG: 1:50 Primary: 1:45 JHS: 1:30	KG: 1:45 Primary: 1:40 JHS: 1:25	KG: 1:30 Primary: 1:35 JHS: 1:20	GES	Annually	GES, DA
Number of text books available	Output	KG: Maths: 331 English: 364 Primary: Maths: 1,324 English: 1,369	KG: Maths: 180 English: 560 Primary: Maths: 3,000 English: 3,000	KG: Maths: 350 English: 850 Primary: Maths: 3,470 English: 3,470	KG: Maths: 650 English: 1,500 Primary: Maths: 4,500 English: 4,500	KG: Maths: 2,500 English: 2,500 Primary: Maths: 6,000 English: 6,000	GES	Annually	GES, DA

		Science: 1,002 JHS: Maths: 154 English:150 Int'ed Sc: 184 Social Stu: 141	Science: 2,661 JHS: Maths: 800 English:800 Science: 785 Social Stu: 785	Science: 3,050 JHS: Maths: 1,000 English: 1,000 Science: 850 Soc. Stu:1,000	Science: 3,750 JHS: Maths: 1,500 English: 1,500 Science: 1,250 Soc. Stu: 1,250	Science: 5,000 JHS: Maths: 3,500 English: 3,500 Science: 3,500 Soc. Stu: 3,500			
Furniture in schools	Output	KG: 606 Primary: 3,006 JHS: 1,081 SHS:NA	KG: 706 Primary: 3,206 JHS: 1,281 SHS:300	KG: 806 Primary: 3,426 JHS: 1,481 SHS:500	KG: 1,500 Primary: 3,800 JHS: 2,000 SHS:850	KG: 3,500 Primary: 5,500 JHS: 3,500 SHS:1,750	GES	Annually	GES, DA
Objective 2: Ensure affordable, equitable, easily accessible and Universal Health Coverage (UHC)									
Functional health facilities	Input	Health centres:5 CHPS:6 Clinics:0 Hospitals:0	Health centres:7 CHPS:9 Clinics:0 Hospitals:0	Health centres:8 CHPS:12 Clinics:2 Hospitals:1	Health centres:10 CHPS:15 Clinics:4 Hospitals:1	Health centres:12 CHPS:17 Clinics:5 Hospitals:2	DHMT	Annually	DA, DHMT
Nurse to patient ratio	Input	1:881	1:600	1:450	1:250	1:200	DHMT	Annually	DA, DHMT
OPD per capita	Outcome	0.48	0.52	0.63	0.72	0.75	DHMT	Annually	DA, DHMT
Objective 3: Reduce disability morbidity, and mortality									
Skilled deliveries	Outcome	970	1,500	2,000	3,500	5,650	DHMT	Annually	DA, DHMT
Maternal deaths	Outcome	0	0	0	0	0	DHMT	Annually	DA, DHMT
Still births	Outcome	9	0	0	0	0	DHMT	Annually	DA, DHMT
Objective 4: Ensure food and nutrition security									
Nutritional status of children(0-59 months)	Outcome	Under weight: 5.6	Under weight:4.6	Under weight: 3.2	Under weight:2.3	Under weight: 0.0	DHMT	Annually	DA, DHMT
CMAM admission	Outcome	84	70	40	30	5			
Objective 5: Ensure the reduction of new HIV and AIDS/STIs infections, especially among the vulnerable groups									
HIV/AIDS Prevalence rate	Outcome	0	0	0	0	0	DHMT	Annually	DA, DHMT

Objective 6: Improve population management									
Family Planning acceptor rate	Outcome	7.2	15.0	28.65	45.12	56.0	DHMT	Annually	DA, DHMT
Objective 6: Improve access to safe and reliable water supply services for all									
Source of water for households for drinking and other domestic use (%)	Outcome	Bore-hole with pump: 46% Pipe-borne: 11.7% Protected well:9.4% Unprotected well:25.9% Unprotected spring: 0.3% River/sream:3.2% Rain water: 0.1% Other sources: 3.4%	Bore-hole with pump: 62.7% Pipe-borne: 16.7% Protected well:1.2% Unprotected well:15.9% Unprotected spring: 0.0% River/sream:0.0% Rain water: 0.1% Other sources: 3.4%	Bore-hole with pump: 67.7% Pipe-borne: 28.6% Protected well:1.2% Unprotected well:0.0% Unprotected spring: 0.0% River/sream:0.0% Rain water: 0.1 Other sources: 2.4	Bore-hole with pump: 69.9% Pipe-borne: 30% Protected well:0.0% Unprotected well:0.0% Unprotected spring: 0.0% River/sream:0.0% Rain water: 0.1 Other sources: 0.0%	Bore-hole with pump: 39.9% Pipe-borne: 60 Protected well:0.0% Unprotected well:0.0% Unprotected spring: 0.0% River/sream:0.0% Rain water: 0.1 Other sources:	DWST	Annually	DWST, DA
Objective 7: Improve access to improved and reliable environmental sanitation services									
Toilet facilities used by households	Outcome	% of households using bush or open space for toilet: 87 KVIP and pit latrine:10.8 WC: 0.2 public toilet:0.2 other sources:1.8	% of households using bush or open space for toilet: 70 KVIP and pit latrine:27.8 WC: 2.0 public toilet:0.0 other sources:0.2	% of households using bush or open space for toilet: 40 KVIP and pit latrine:50 WC: 8 public toilet:0.0 other sources:2.0	% of households using bush or open space for toilet: 10 KVIP and pit latrine:70 WC: 19 public toilet:0.0 other sources:1.0	% of households using bush or open space for toilet: 0.0 KVIP and pit latrine:79 WC: 20 public toilet:0.0 other sources:1.0	DEHU	Annually	DEHU, DWST
Solid waste disposal by households	Outcome	% of households that use public dump(open space): 43.3 Public dump(container):0.8 Indiscriminate dumping: 37.8 Burning and burying:10.6	% of households that use public dump(open space):30 Public dump(container):30 Indiscriminate dumping: 20 Burning and burying:10	% of households that use public dump(open space):10 Public dump(container):70 Indiscriminate dumping: 5 Burning and burying:5	% of households that use public dump(open space): 5 Public dump(container):85 Indiscriminate dumping: 2 Burning and burying:8	% of households that use public dump(open space):2 Public dump(container):94.8 Indiscriminate dumping: 0 Burning and burying:2 Collected: 1	DEHU	Annually	DEHU, DWST

		Collected: 7.0 Others: 0.6	Collected: 10.8 Others: 0.2	Collected: 9.0 Others: 1.0	Collected: 0.1 Others: 0.0	Others: 0.2			
Liquid waste disposal by households	Outcome	% of households that dispose liquid waste onto the street or outside: 67.8 Disposal onto the compound: 20.5 Thrown onto gutter: 5.4	% of households that dispose liquid waste onto the street or outside: 60 Disposal onto the compound: 15 Thrown onto gutter: 25	% of households that dispose liquid waste onto the street or outside: 50 Disposal onto the compound: 10 Thrown onto gutter: 40	% of households that dispose liquid waste onto the street or outside: 35 Disposal onto the compound: 5 Thrown onto gutter: 60	90 percent of households disposing off liquid waste in a well plan swage system with a minimal indiscriminate disposal practice	DEHU	Annually	DEHU, DWST
Objective 8: Ensure effective child protection and family welfare system									
No. of reported cases of abuse (Children, women and men)	outcome	NA	0	0	0	0	DCSW	Annually	DA, DCSW
Objective 9: Promote economic empowerment of women.									
No. of women with access to land	Outcome	NA	100	175	300	450	DA	Annually	DA, DP
No. of women supported with credit	Outcome	NA	259	480	690	1,200	DA	Annually	DA, DP
Objective 10: Promote effective participation of the youth in socioeconomic development									
Proportion of unemployed Youth benefiting from skills/apprenticeship and entrepreneurial training	Output	-	100	150	270	450	DA	Annually	DA, YEA
Objective 11: Promote full participation of PWDs in social and economic development of the country									
No. of PWD who are supported with funds to do business	Output	-	70	95	150	177	DA	Annually	DA, DCSW
No. PWD who received	Output	-	70	95	150	177	DA	Annually	DA, DCDSW

entrepreneurship training									
---------------------------	--	--	--	--	--	--	--	--	--

ENVIRONMENT, INFRASTRUCTURE AND HUMAN SETTLEMENTS

DMTDP Goal: Safeguard the natural environment and ensure a resilient built environment									
Adopted Policy Objective 1 : Enhance quality of life in rural areas									
Indicators	Indicator type	Baseline 2021	Targets 2022-2025				Data Sources	Monitoring Frequency	Responsibility
# Communities with access to electricity	Output	17	25	35	40	46	DA	Annually	DA
Kilometers of roads maintained or rehabilitated	Output	Trunk roads:N/A Urban roads:N/A Feeder roads:N/A	Trunk roads:60km Urban roads:NA Feeder roads:120km	Trunk roads:75km Urban roads:NA Feeder roads:350km	Trunk roads:150km Urban roads:NA Feeder roads:450km	Trunk roads:250km Urban roads:60km Feeder roads:720km	DWD	Annually	DWD
# of communities with access to mobile network connectivity	Outcome	10	25	35	40	46	DA	Annually	DA
# of schools with ICT labs	Output	-	5	10	15	20			
No. of communities with public warehouses for the storage of food	Output	0	5	15	20	25			
No. of communities with storm drains	Output	-	5	7	10	15	DA	Annually	DWD
Objective 2: Combat deforestation, desertification and Soil erosion									
# of trees planted	Output	NA	500	750	1,500	2,000	DADU	Annually	DADU, DPCU
# of households using LPG for cooking	Outcome	NA	120	1,500	2,300	3,000	DA	Annually	DA

Hectares of degraded forest restored	Outcome	NA	50 hectares	50 hectares	75 hectares	200 hectares	Forestry commission	Annually	DPCU
--------------------------------------	---------	----	-------------	-------------	-------------	--------------	---------------------	----------	------

ECONOMIC DEVELOPMENT

DMTDP Goal: Build a Prosperous Society									
Adopted policy Objective: Improve production efficiency and yield									
Objective 1: Improve production efficiency and yield									
Indicators	Indicator type	Baseline 2021	Targets 2022-2025				Data Sources	Monitoring Frequency	Responsibility
Crop yield	Outcome	Average yield per hectare: Maize: 25 Rice:50 Groundnut: 18.5 Yam: 12,500	Average yield per hectare: Maize: 37 Rice:55 Groundnut: 18.5 Yam: 13,000	Average yield per hectare: Maize:40 Rice:58 Groundnut: 20 Yam: 13,500	Average yield per hectare: Maize: 42 Rice: 60 Groundnut: 22 Yam: 13,700	Average yield per hectare: Maiz: 43 Rice: 60 Groundnut: 25 Yam: 13,640	DADU	Annually	DADU, DPCU
# of Agric extension agents	Input	6	12	20	25	32	DADU	Annually	DADU, DPCU
# communities per AEAs	Input	8	4	2	2	1	DADU	Annually	DADU, DPCU
# of farmer based groups linked to credit facility	Output	200	220	250	270	300	DADU	Annually	DADU, Business Advisory Unit
# of seed dealers	Input	1	2	3	4	5	DADU	Annually	DADU, DPCU
# of farmers with access to tractor services	Input	NA	100	250	370	680	DADU	Annually	DADU, DPCU
# of fertilizer dealers	Input	2	3	4	5	6	DADU	Annually	DPCU
# of chemical dealers	Input	2	3	4	5	6	DADU	Annually	DADU, DPCU

# of hectares irrigated	Output	200	300	450	650	1,500	DADU	Annually	DADU, DPCU
# of Agric mechanization centers	Output	0	1	2	3	4	DADU	Annually	DADU, DPCU
# of trees planted	Output	NA	500	750	1,500	2000	DADU	Annually	DADU, DPCU
Adopted objective 2: Support Entrepreneurs-hip and SME Development									
# of financial institutions providing financial services	Output	0	2	3	4	7	Business Advisory unit	Annually	BAC, DPCU
# of SMEs trained	0	20	35	40	55	75	Business Advisory unit	Annually	BAC, DPCU
# OF SMEs with access to credit facilities	0	20	40	55	60	70	Business Advisory unit	Annually	BAC, DPCU
Adopted objective 3: Diversify and expand the tourism industry for economic development									
# of tourist sites developed	0	1	2	3	4	4	DA	Annually	DPCU
Adopted objective 4: Pursue flagship industrial development initiatives									
# of local factories established	0	0	1	0	0	1	DA	Annually	DPCU, NDA
Objective 5: Ensure improved fiscal performance and sustainability									
% Increase in Internally Generated funds	Outcome	-	40%	55%	68%	100%	Finance Office	Annually	DPCU
% of DA expenditure within the DMTDP budget	Outcome	-	70	85	90	95	DPCU	Annually	Decentralized departments
Amount of Development Partner and NGO funds contribution to DMTDP implementation	Outcome	-	20	25	30	40	DPCU	Annually	DPs

GOVERNANCE, CORRUPTION AND PUBLIC ACCOUNTABILITY

DMTDP Goal: Maintain a stable, united and safe society									
Adopted policy Objective:									
Indicators	Indicator type	Baseline 2021	Targets 2022-2025				Data Sources	Monitoring Frequency	Responsibility
# of Area Councils furnished and operational	Output	0	4	4	4	4	DA	Annually	HR Unit
# of staff, Hon. Assembly members trained	Output	-	17	25	35	25	DA	Annually	HR Unit
# of departments with adequate structures	Output	-	All	All	All	All	DA	Annually	HR Unit
Adopted policy objective 2: Enhance public safety and security									
Police to citizen ratio	Outcome	1: 8,333	1:5,000	1: 4,000	1:3,500	1: 1,000	DA	Annually	HR Unit
Adopted objective 3: Improve participation of Civil society (media, traditional authorities, religious bodies) in national development									
# Town Hall meetings organized	Output	2	4	4	4	4	DA	Quarterly	DCD
Adopted policy objective 3: Promote access and efficiency in delivery of Justice									
# People with access to justice	Outcome	-	15,000	25,000	55,00	60,000	DA	Annually	DA

GOAL 4: PROMOTE ADMINISTRATIVE AND POLITICAL DECENTRALIZATION										
PROGRAMME: Management and Administration										
SUB-PROGRAMME : General Administration										
32. No. of Public hearing organized	Count of public hearing organized	Output	1	4	4	4	4	-	Quarterly	MPCU
33. Number of community durbar organized	Count of community durbar organized	Outcome	2	4	4	4	4	-	Quarterly	MPCU
34. No. of Town hall meetings organized	Count of Town hall meetings organized	Output	1	4	4	4	4	-	Quarterly	MPCU

GOAL 5: IMPROVE PERCENTAGE IMPLEMENTATION OF DEVELOPMENT PROGRAMMES										
PROGRAMME: Management and Administration										
SUB-PROGRAMME: Planning, Budgeting and Coordination										
35. Percentage increase in the internally generated revenue	Absolute size in Amount collected	Outcome	N/A	20%	25%	30%	35%	-	Quarterly	MPCU
36. Percentage increase in Annual Action Plan implemented	Programmes and Projects completed	Outcome	N/A	20%	30%	35%	40%	Projects – 40% Programmes – 60%	Quarterly	MPCU
37. Number of projects evaluations conducted	Count of evaluations	Output	N/A	2	3	4	5	-	Quarterly	MPCU
38. No. of Participatory M and E's organized	Count of M and E's organized	Output	0	4	4	4	4	-	Quarterly	MPCU
GOAL: PREVENTION AND MANAGEMENT OF PANDEMICS (COVID – 19)										
PROGRAMME 4: Environmental and Sanitation Management										
SUB-PROGRAMME 2: Disaster Prevention and Management										
39. Number of communities sensitized on COVID-19	Count of health personnel	Output	N/A	45	80	100	120	Male: 1,150 Female: 1,200	Quarterly	GHS, NADMO
40. Number of health personnel trained on essential protective measures against COVID-19	Count of health personnel	Output	N/A	70	100	130	150	Male: 210 Female: 240	Quarterly	GHS
PROGRAMME: Management and Administration										
SUB-PROGRAMME: Finance and Revenue Mobilization										
41. Percentage release of funds budgeted for the management of COVID-19	Absolute size of Amount budgeted	Outcome	N/A	65%	74%	85%	95%	-	Annually	DPCU
PROGRAMME: Management and Administration										
SUB-PROGRAMME: Planning, Budgeting and Coordination										
42. Number of COVID-19 related Programmes included in the composite Annual Action Plan and Budget	Count of COVID-19 activities	Outcome	N/A	5	5	5	5	-	Quarterly	DPCU

6.3 MONITORING AND EVALUATION PLAN/CALENDER

The Monitoring and Evaluation calendar captured in table 6.2 below has been developed to guide the implementation of various activities to be carried out by the specified responsible agencies and departments.

Major activities include review meetings, quarterly monitoring visits by the DPCU and other stakeholders, quarterly field visits, mid-term evaluation of programmes, preparation of monthly and quarterly reports and information dissemination.

Table 6.2: M&E CALENDAR AND BUDGET

Activity	Year																Responsibility	Budget
	2022				2023				2024				2025					
	1Q	2Q	3Q	4Q	1Q	2Q	3Q	4Q	1Q	2Q	3Q	4Q	1Q	2Q	3Q	4Q		
Quarterly monitoring visits made by DPCU and other stakeholders to project site	22 th -25 rd March	20 th - 23 rd June	19 th - 22 nd Sept.	13 th - 16 th Dec	20 th - 23 rd March	20 th -23 rd June	18 th -21 st Sept.	12 th - 15 th Dec	23 rd - 26 th March	22 nd -25 th June	21 st - 24 th Sept.	15 th - 18 th Dec	26 th - 29 th March	17 th -20 th June	17 th - 20 th Sept.	16 th - 19 th Dec	DPCU+ Works sub-committee &Dev't Partners	160,000
Quarterly review meeting	29 th March	29 th June	29 th Sept.	20 th Dec	28 th March	29 th June	27 th Sept.	20 th Dec	30 th March	29 th June	27 th Sept.	21 st Dec	03 rd April	27 th June	25 th Sept.	20 th Dec	Expanded DPCU +Dev't Partners	64,000
Quarterly progress report submission to RCC &NDPC	1 st QPR April	2 nd QPR July	3 rd QPR Oct.	Ann. Prog. Rep. Feb. 2023	1 st QPR April	2 nd QPR July	3 rd QPR Oct.	Ann. Prog. Rep. Feb. 2024	1 st QPR 6 th April	2 nd QPR 9 th July	3 rd QPR 7 th Oct.	Ann. Prog. Rep. 26 th 2025	1 st QPR April	2 nd QPR July	3 rd QPR Oct.	Ann. Prog. Rep. 2026	DPCU secretariat	1,600
Annual DMTDP implementation	2022 Annual plan implementation review meeting: 18 th July, 2022				2023 Annual Plan implementation review meeting: 19 th July, 2023				2024 Annual plan implementation review meeting: 18 th July, 2024				2025 Annual plan implementation review meeting: 16 th July, 2025				Expanded DPCU+	32,000

review meetings					Dev't partners	
Annual progress report submission to RCC &NDPC	2022 Annual Progress Report: 28 th Feb. 2023	2019 Annual Progress Report: 28 th February, 2024	2020 Annual Progress Report: 26 th February, 2025	2021 Annual Progress Report: 28 th February, 2026	DPCU Secretariat	10,000
Dissemination of progress report	4 th to 8 th March, 2023	2 nd to 6 th March, 2024	1 st to 5 th March, 2025	1 st to 4 th March, 2026	DPCU	24,000
DMTP Projects/Programme mid-Year Evaluation	-	-	13 th -15 th February, 2024	-	Expanded DPCU	15,000
DMTDP Evaluation	-	-	-	October, 2025	Expanded DPCU+ Dev't partners	15,000
TOTAL						308,600

6.4 PROJECT EVALUATION

The basis for evaluation is to determine the impact or achievement of set targets, objectives and goals of implemented programmes and projects. It is also to assess the project's relevance, performance, efficiency, and impact (both expected and unexpected) in relation to stated objectives.

Ex-ante and ex-post evaluation would be conducted at the inception and completion stages respectively of the project implementation. The former stage would help identify necessary adjustments in project design while the latter would enable us ascertain whether the resources invested have produced or are producing expected level of outputs and benefits, and if the benefits are reaching the intended target population. These assessments would also determine the potential sustainability of the project. The following format would be used for the Programme/Project Evaluation:

6.5: PARTICIPATORY MONITORING AND EVALUATION ARRANGEMENT

Participatory M&E (PM&E) refers to the practice where all key stakeholders are directly involved in the M&E design and implementation process. It is a valuable tool used to capture perceptions and assess whether interventions have met these expectations, especially of the poor and the vulnerable in society. The following PM&E methods shall be adopted:

- ✓ Community Score card
- ✓ Participatory Rural Appraisal
- ✓ Participatory Expenditure Tracking survey

CHAPTER SEVEN

COMMUNICATIONS STRATEGY

7.1 INTRODUCTION

Communication forms an important part of human endeavor. It becomes more imperative in an organization where it facilitates the flow of information and understanding between different people through different media. Effective communication ensures clarity of thoughts and expressions and presents a medium through which strong relationship and trust can be established. Guided by the above and in connection with the DMTDP 2022-2025, the Mamprugu Moagduri District Assembly acknowledges the importance of formulating a Communication Strategy to serve as a guide in disseminating information to various stakeholders who have varied interest in the development of the district. Information contained in the Plan needs to be shared and discussed with relevant stakeholders and decision makers.

7.2 PURPOSES

The main purpose of the Communication strategy is to inform all relevant stakeholders about the DMTDP and to solicit for their support in the implementation and monitoring of set projects/activities. Specifically, the Communication strategies as outlines in the plan seek to address:

1. The awareness about the Medium-Term Development Plan 2022-2025. It is to inform all stakeholders about the programs, sub-programs and activities that the District Assembly intends to implement during the planned period.
2. That, the programs are strategically mapped out to enable the Assembly contribute to the achievement of the goal of the National Medium Term Policy Framework 2022-2025. In this strategy, efforts are made to foster greater collaboration and coordination amongst stakeholders in the achievement of set targets.
3. That there would be greater emphasis on transparency and accountability so as to ensure maximum benefits to be derived from the implementation of interventions set out in the plans.
4. The promotion of donor orientation, support, involvement, and co-ordination among the Assembly and Non-Governmental organizations
5. The development process to promote and sustain stakeholder involvement and participation, consultation, support, and collaboration in the development of the District.

7.3 STRATEGIES FOR DISSEMINATING INFORMATION

1. Sending MTDP to NDPC, RPCU/RCC, other relevant stakeholders
2. Holding workshops at Assembly, Area Council and community levels to inform the populace on the MTDP
3. Announcements, discussions and broadcast in local news media e.g., FM station, information vans.
4. Organize and hold meetings with communities throughout the Districts involving traditional leaders' opinion leaders, women, youth and other groups.

Table 7.1: Communication Strategy Matrix

ACTIVITY	PURPOSE	TARGET GROUP	METHOD/TOOL	TIMEFRAME	RESPONSIBILITY
Performance Review meetings	To inform stakeholders on status of MTDP implementation	DPCU, RCC, Heads of Department etc.	Round – Table discussions and Power Point Presentations	Quarterly	MPCU
Community Engagement	To bridge the gap between the Management and the Communities members to receive first-hand information and feedback on identified issues	Community members, media, CSOs	Meeting with audio-visuals, participatory rural appraisal tools	Weekly	MPCU
Community Sensitization	To create public awareness on their rights and responsibilities on monitoring etc.	Community members, Assembly members, unit committee members etc.	Radio discussions and phone-in programmes	Monthly	MPCU
Public Hearing	To present the MTDP to the public to make sure projects and programmes conform with prioritized needs of the communities	Community Members, Traditional Authority, Media etc.	Meetings with audio-visuals on projects and programmes	Once every year	MPCU

APPENDIXES

Appendix 1: ENVIRONMENTAL SUSTAINABILITY

The impact of the programmes and projects earmarked for implementation within the plan period, 2022-2025 on the natural and social environment will be assessed based on the following sustainability criteria where the severity of impact is measured from 0-5 with 0 indicating a neutral effect.

SUSTAINABILITY CRITERIA MATRIX

Activity Statement: Upgrading and rehabilitation of roads leading to farm communities		
CRITERIA- BASIC AIMS AND OBJECTIVES	INDICATORS	PERFORMANCE MEASURE
EFFECTS ON NATURAL RESOURCES		
Protected Areas and Wildlife: Should be conserved, and these resources should be enhanced where practical	Sensitive areas shown on (GIS) Maps	0 1 2 3 4 5
Degraded Land: Areas vulnerable to degradation should be avoided and already degraded land should be enhanced	Vulnerable areas shown on (GIS) Map	0 1 2 3 4 5
Energy: The activity should encourage efficient energy use, and maximise use of renewable rather than fossil fuels	Quantity/Type of fuel/Energy required	0 1 2 3 4 5
Pollution: Discharges of pollutant and waste product to the atmosphere, water and land should be avoided and minimised	Quantity/Type of pollutants and waste	0 1 2 3 4 5
Use of Raw Materials: All raw materials should be used with maximum efficiency and recycled where practical	Quantity/Type of materials	0 1 2 3 4 5
Rivers and Water Bodies: should retain their natural character	Minimum flows/ Water levels set	0 1 2 3 4 5
EFFECTS ON SOCIAL AND CULTURAL CONDITIONS		
Local Character: Cohesion of local communities should be maintained and enhanced where practical	Use of GIS/Database to highlight sensitive areas	0 1 2 3 4 5
Health and Well-being: The activity should benefit the workforce and local communities in terms of health and well-being, nutrition, shelter, education and cultural expression	Financial or other contribution	0 1 2 3 4 5

Gender: The activity should empower women	Number of women empowered	0 1 2 3 4 5
Work for Local People: Priority should be given to providing jobs for local people and particularly women and young people	Number of people employed	0 1 2 3 4 5
Participation: Active participation and involvement of local communities should be encouraged (especially vulnerable and excluded session)	Description of proposals to meet this aim	0 1 2 3 4 5
Access: To land should be improved	Number of people assisted	0 1 2 3 4 5
Access: to Water should be improved	Number of people assisted	0 1 2 3 4 5
Access: to transport should be improved	Number of people assisted	0 1 2 3 4 5
Sanitation: should be improved	Number of people assisted	0 1 2 3 4 5
Equity: Adverse and beneficial impacts from development should be distributed equitably and should not discriminate against any groups especially vulnerable and excluded groups	Environmental report	0 1 2 3 4 5
Vulnerability and Risk: of drought, bush fire floods, crises and conflict and epidemics should be reduced	Occurrence monitored	0 1 2 3 4 5
EFFECTS ON THE ECONOMY		0 1 2 3 4 5
Growth: The activity should result in development that encourages strong and stable conditions of economic growth	Financial plan showing projected growth and monitoring	0 1 2 3 4 5
Use of Local Materials and Services: The activity should result in the use of raw materials and services from local industry where possible	Description of sources	0 1 2 3 4 5
Local Investment Capital: Development should encourage the local retention of capital and the development of downstream industries utilising local raw materials, product and labour	Description of investment strategies	0 1 2 3 4 5
SUSTAINABILITY CRITERIA MATRIX		
Activity Statement: Construction of 2 No. warehouse in selected communities with drying facilities		
EFFECTS ON NATURAL RESOURCES		0 1 2 3 4 5
Protected Areas and Wildlife: Should be conserved, and these resources should be enhanced where practical	Sensitive areas shown on (GIS) Maps	0 1 2 3 4 5

Degraded Land: Areas vulnerable to degradation should be avoided and already degraded land should be enhanced	Vulnerable areas shown on (GIS) Map	0 1 2 3 4 5
Energy: The activity should encourage efficient energy use, and maximise use of renewable rather than fossil fuels	Quantity/Type of fuel/Energy required	0 1 2 3 4 5
Pollution: Discharges of pollutant and waste product to the atmosphere, water and land should be avoided and minimised	Quantity/Type of pollutants and waste	0 1 2 3 4 5
Use of Raw Materials: All raw materials should be used with maximum efficiency and recycled where practical	Quantity/Type of materials	0 1 2 3 4 5
Rivers and Water Bodies: should retain their natural character	Minimum flows/ Water levels set	0 1 2 3 4 5
EFFECTS ON SOCIAL AND CULTURAL CONDITIONS		0 1 2 3 4 5
Local Character: and cohesion of local communities should be maintained and enhanced where practical	Use of GIS/Database to highlight sensitive areas	0 1 2 3 4 5
Health and Well-being: The activity should benefit the workforce and local communities in terms of health and well-being, nutrition, shelter, education and cultural expression	Financial or other contribution	0 1 2 3 4 5
Gender: The activity should empower women	Number of women empowered	0 1 2 3 4 5
Work for Local People: Priority should be given to providing jobs for local people and particularly women and young people	Number of people employed	0 1 2 3 4 5
Participation: Active participation and involvement of local communities should be encouraged (especially vulnerable and excluded session)	Description of proposals to meet this aim	0 1 2 3 4 5
Access: To land should be improved	Number of people assisted	0 1 2 3 4 5
Access: to Water should be improved	Number of people assisted	0 1 2 3 4 5
Access: to transport should be improved	Number of people assisted	0 1 2 3 4 5
Sanitation: should be improved	Number of people assisted	0 1 2 3 4 5
Equity: Adverse and beneficial impacts from development should be distributed equitably and should not discriminate against any groups especially vulnerable and excluded groups	Environmental report	0 1 2 3 4 5

Vulnerability and Risk: of drought, bush fire floods, crises and conflict and epidemics should be reduced	Occurrence monitored	0 1 2 3 4 5
EFFECTS ON THE ECONOMY		0 1 2 3 4 5
Growth: The activity should result in development that encourages strong and stable conditions of economic growth	Financial plan showing projected growth and monitoring	0 1 2 3 4 5
Use of Local Materials and Services: The activity should result in the use of raw materials and services from local industry where possible	Description of sources	0 1 2 3 4 5
Local Investment Capital: Development should encourage the local retention of capital and the development of downstream industries utilising local raw materials, product and labour	Description of investment strategies	0 1 2 3 4 5
SUSTAINABILITY CRITERIA MATRIX		
Activity Statement: Rehabilitation of Dam/ Dug-out		
EFFECTS ON NATURAL RESOURCES		0 1 2 3 4 5
Protected Areas and Wildlife: Should be conserved, and these resources should be enhanced where practical	Sensitive areas shown on (GIS) Maps	0 1 2 3 4 5
Degraded Land: Areas vulnerable to degradation should be avoided and already degraded land should be enhanced	Vulnerable areas shown on (GIS) Map	0 1 2 3 4 5
Energy: The activity should encourage efficient energy use, and maximise use of renewable rather than fossil fuels	Quantity/Type of fuel/Energy required	0 1 2 3 4 5
Pollution: Discharges of pollutant and waste product to the atmosphere, water and land should be avoided and minimised	Quantity/Type of pollutants and waste	0 1 2 3 4 5
Use of Raw Materials: All raw materials should be used with maximum efficiency and recycled where practical	Quantity/Type of materials	0 1 2 3 4 5
Rivers and Water Bodies: should retain their natural character	Minimum flows/ Water levels set	0 1 2 3 4 5
EFFECTS ON SOCIAL AND CULTURAL CONDITIONS		0 1 2 3 4 5
Local Character: and cohesion of local communities should be maintained and enhanced where practical	Use of GIS/Database to highlight sensitive areas	0 1 2 3 4 5
Health and Well-being: The activity should benefit the workforce and local communities in terms of health and well-being, nutrition, shelter, education and cultural expression	Financial or other contribution	0 1 2 3 4 5
Gender: The activity should empower women	Number of women empowered	0 1 2 3 4 5

Work for Local People: Priority should be given to providing jobs for local people and particularly women and young people	Number of people employed	0 1 2 3 4 5
Participation: Active participation and involvement of local communities should be encouraged (especially vulnerable and excluded session)	Description of proposals to meet this aim	0 1 2 3 4 5
Access: To land should be improved	Number of people assisted	0 1 2 3 4 5
Access: to Water should be improved	Number of people assisted	0 1 2 3 4 5
Access: to transport should be improved	Number of people assisted	0 1 2 3 4 5
Sanitation: should be improved	Number of people assisted	0 1 2 3 4 5
Equity: Adverse and beneficial impacts from development should be distributed equitably and should not discriminate against any groups especially vulnerable and excluded groups	Environmental report	0 1 2 3 4 5
Vulnerability and Risk: of drought, bush fire floods, crises and conflict and epidemics should be reduced	Occurrence monitored	0 1 2 3 4 5
EFFECTS ON THE ECONOMY		0 1 2 3 4 5
Growth: The activity should result in development that encourages strong and stable conditions of economic growth	Financial plan showing projected growth and monitoring	0 1 2 3 4 5
Use of Local Materials and Services: The activity should result in the use of raw materials and services from local industry where possible	Description of sources	0 1 2 3 4 5
Local Investment Capital: Development should encourage the local retention of capital and the development of downstream industries utilising local raw materials, product and labour	Description of investment strategies	0 1 2 3 4 5
SUSTAINABILITY CRITERIA MATRIX		
Activity Statement: Rehabilitation of Kikaayili - Kpatorigu road		
EFFECTS ON NATURAL RESOURCES		0 1 2 3 4 5
Protected Areas and Wildlife: Should be conserved, and these resources should be enhanced where practical	Sensitive areas shown on (GIS) Maps	0 1 2 3 4 5
Degraded Land: Areas vulnerable to degradation should be avoided and already degraded land should be enhanced	Vulnerable areas shown on (GIS) Map	0 1 2 3 4 5

Energy: The activity should encourage efficient energy use, and maximise use of renewable rather than fossil fuels	Quantity/Type of fuel/Energy required	0 1 2 3 4 5
Pollution: Discharges of pollutant and waste product to the atmosphere, water and land should be avoided and minimised	Quantity/Type of pollutants and waste	0 1 2 3 4 5
Use of Raw Materials: All raw materials should be used with maximum efficiency and recycled where practical	Quantity/Type of materials	0 1 2 3 4 5
Rivers and Water Bodies: should retain their natural character	Minimum flows/ Water levels set	0 1 2 3 4 5
EFFECTS ON SOCIAL AND CULTURAL CONDITIONS		0 1 2 3 4 5
Local Character: and cohesion of local communities should be maintained and enhanced where practical	Use of GIS/Database to highlight sensitive areas	0 1 2 3 4 5
Health and Well-being: The activity should benefit the workforce and local communities in terms of health and well-being, nutrition, shelter, education and cultural expression	Financial or other contribution	0 1 2 3 4 5
Gender: The activity should empower women	Number of women empowered	0 1 2 3 4 5
Work for Local People: Priority should be given to providing jobs for local people and particularly women and young people	Number of people employed	0 1 2 3 4 5
Participation: Active participation and involvement of local communities should be encouraged (especially vulnerable and excluded session)	Description of proposals to meet this aim	0 1 2 3 4 5
Access: To land should be improved	Number of people assisted	0 1 2 3 4 5
Access: to Water should be improved	Number of people assisted	0 1 2 3 4 5
Access: to transport should be improved	Number of people assisted	0 1 2 3 4 5
Sanitation: should be improved	Number of people assisted	0 1 2 3 4 5
Equity: Adverse and beneficial impacts from development should be distributed equitably and should not discriminate against any groups especially vulnerable and excluded groups	Environmental report	0 1 2 3 4 5
Vulnerability and Risk: of drought, bush fire floods, crises and conflict and epidemics should be reduced	Occurrence monitored	0 1 2 3 4 5
EFFECTS ON THE ECONOMY		0 1 2 3 4 5

Growth: The activity should result in development that encourages strong and stable conditions of economic growth	Financial plan showing projected growth and monitoring	0 1 2 3 4 5
Use of Local Materials and Services: The activity should result in the use of raw materials and services from local industry where possible	Description of sources	0 1 2 3 4 5
Local Investment Capital: Development should encourage the local retention of capital and the development of downstream industries utilising local raw materials, product and labour	Description of investment strategies	0 1 2 3 4 5
SUSTAINABILITY CRITERIA MATRIX		
Activity Statement: Rehabilitation of Yizesi - Nangruma road		
EFFECTS ON NATURAL RESOURCES		0 1 2 3 4 5
Protected Areas and Wildlife: Should be conserved, and these resources should be enhanced where practical	Sensitive areas shown on (GIS) Maps	0 1 2 3 4 5
Degraded Land: Areas vulnerable to degradation should be avoided and already degraded land should be enhanced	Vulnerable areas shown on (GIS) Map	0 1 2 3 4 5
Energy: The activity should encourage efficient energy use, and maximise use of renewable rather than fossil fuels	Quantity/Type of fuel/Energy required	0 1 2 3 4 5
Pollution: Discharges of pollutant and waste product to the atmosphere, water and land should be avoided and minimised	Quantity/Type of pollutants and waste	0 1 2 3 4 5
Use of Raw Materials: All raw materials should be used with maximum efficiency and recycled where practical	Quantity/Type of materials	0 1 2 3 4 5
Rivers and Water Bodies: should retain their natural character	Minimum flows/ Water levels set	0 1 2 3 4 5
EFFECTS ON SOCIAL AND CULTURAL CONDITIONS		0 1 2 3 4 5
Local Character: and cohesion of local communities should be maintained and enhanced where practical	Use of GIS/Database to highlight sensitive areas	0 1 2 3 4 5
Health and Well-being: The activity should benefit the workforce and local communities in terms of health and well-being, nutrition, shelter, education and cultural expression	Financial or other contribution	0 1 2 3 4 5
Gender: The activity should empower women	Number of women empowered	0 1 2 3 4 5
Work for Local People: Priority should be given to providing jobs for local people and particularly women and young people	Number of people employed	0 1 2 3 4 5

Participation: Active participation and involvement of local communities should be encouraged (especially vulnerable and excluded session)	Description of proposals to meet this aim	0 1 2 3 4 5
Access: To land should be improved	Number of people assisted	0 1 2 3 4 5
Access: to Water should be improved	Number of people assisted	0 1 2 3 4 5
Access: to transport should be improved	Number of people assisted	0 1 2 3 4 5
Sanitation: should be improved	Number of people assisted	0 1 2 3 4 5
Equity: Adverse and beneficial impacts from development should be distributed equitably and should not discriminate against any groups especially vulnerable and excluded groups	Environmental report	0 1 2 3 4 5
Vulnerability and Risk: of drought, bush fire floods, crises and conflict and epidemics should be reduced	Occurrence monitored	0 1 2 3 4 5
EFFECTS ON THE ECONOMY		0 1 2 3 4 5
Growth: The activity should result in development that encourages strong and stable conditions of economic growth	Financial plan showing projected growth and monitoring	0 1 2 3 4 5
Use of Local Materials and Services: The activity should result in the use of raw materials and services from local industry where possible	Description of sources	0 1 2 3 4 5
Local Investment Capital: Development should encourage the local retention of capital and the development of downstream industries utilising local raw materials, product and labour	Description of investment strategies	0 1 2 3 4 5
SUSTAINABILITY CRITERIA MATRIX		
Activity Statement: Rehabilitation of dilapidated school buildings		
EFFECTS ON NATURAL RESOURCES		0 1 2 3 4 5
Protected Areas and Wildlife: Should be conserved, and these resources should be enhanced where practical	Sensitive areas shown on (GIS) Maps	0 1 2 3 4 5
Degraded Land: Areas vulnerable to degradation should be avoided and already degraded land should be enhanced	Vulnerable areas shown on (GIS) Map	0 1 2 3 4 5
Energy: The activity should encourage efficient energy use, and maximise use of renewable rather than fossil fuels	Quantity/Type of fuel/Energy required	0 1 2 3 4 5
Pollution: Discharges of pollutant and waste product to the atmosphere, water and land should be avoided and minimized	Quantity/Type of pollutants and waste	0 1 2 3 4 5

Use of Raw Materials: All raw materials should be used with maximum efficiency and recycled where practical	Quantity/Type of materials	0 1 2 3 4 5
Rivers and Water Bodies: should retain their natural character	Minimum flows/ Water levels set	0 1 2 3 4 5
EFFECTS ON SOCIAL AND CULTURAL CONDITIONS		0 1 2 3 4 5
Local Character: and cohesion of local communities should be maintained and enhanced where practical	Use of GIS/Database to highlight sensitive areas	0 1 2 3 4 5
Health and Well-being: The activity should benefit the workforce and local communities in terms of health and well-being, nutrition, shelter, education and cultural expression	Financial or other contribution	0 1 2 3 4 5
Gender: The activity should empower women	Number of women empowered	0 1 2 3 4 5
Work for Local People: Priority should be given to providing jobs for local people and particularly women and young people	Number of people employed	0 1 2 3 4 5
Participation: Active participation and involvement of local communities should be encouraged (especially vulnerable and excluded session)	Description of proposals to meet this aim	0 1 2 3 4 5
Access: To land should be improved	Number of people assisted	0 1 2 3 4 5
Access: to Water should be improved	Number of people assisted	0 1 2 3 4 5
Access: to transport should be improved	Number of people assisted	0 1 2 3 4 5
Sanitation: should be improved	Number of people assisted	0 1 2 3 4 5
Equity: Adverse and beneficial impacts from development should be distributed equitably and should not discriminate against any groups especially vulnerable and excluded groups	Environmental report	0 1 2 3 4 5
Vulnerability and Risk: of drought, bush fire floods, crises and conflict and epidemics should be reduced	Occurrence monitored	0 1 2 3 4 5
EFFECTS ON THE ECONOMY		0 1 2 3 4 5
Growth: The activity should result in development that encourages strong and stable conditions of economic growth	Financial plan showing projected growth and monitoring	0 1 2 3 4 5
Use of Local Materials and Services: The activity should result in the use of raw materials and services from local industry where possible	Description of sources	0 1 2 3 4 5

Local Investment Capital: Development should encourage the local retention of capital and the development of downstream industries utilising local raw materials, product and labour	Description of investment strategies	0 1 2 3 4 5
SUSTAINABILITY CRITERIA MATRIX		
Activity Statement: Construction of Teachers Quarters at Kikaayiri		
EFFECTS ON NATURAL RESOURCES		0 1 2 3 4 5
Protected Areas and Wildlife: Should be conserved, and these resources should be enhanced where practical	Sensitive areas shown on (GIS) Maps	0 1 2 3 4 5
Degraded Land: Areas vulnerable to degradation should be avoided and already degraded land should be enhanced	Vulnerable areas shown on (GIS) Map	0 1 2 3 4 5
Energy: The activity should encourage efficient energy use, and maximise use of renewable rather than fossil fuels	Quantity/Type of fuel/Energy required	0 1 2 3 4 5
Pollution: Discharges of pollutant and waste product to the atmosphere, water and land should be avoided and minimised	Quantity/Type of pollutants and waste	0 1 2 3 4 5
Use of Raw Materials: All raw materials should be used with maximum efficiency and recycled where practical	Quantity/Type of materials	0 1 2 3 4 5
Rivers and Water Bodies: should retain their natural character	Minimum flows/ Water levels set	0 1 2 3 4 5
EFFECTS ON SOCIAL AND CULTURAL CONDITIONS		0 1 2 3 4 5
Local Character: and cohesion of local communities should be maintained and enhanced where practical	Use of GIS/Database to highlight sensitive areas	0 1 2 3 4 5
Health and Well-being: The activity should benefit the workforce and local communities in terms of health and well-being, nutrition, shelter, education and cultural expression	Financial or other contribution	0 1 2 3 4 5
Gender: The activity should empower women	Number of women empowered	0 1 2 3 4 5
Work for Local People: Priority should be given to providing jobs for local people and particularly women and young people	Number of people employed	0 1 2 3 4 5
Participation: Active participation and involvement of local communities should be encouraged (especially vulnerable and excluded session)	Description of proposals to meet this aim	0 1 2 3 4 5
Access: To land should be improved	Number of people assisted	0 1 2 3 4 5

Access: to Water should be improved	Number of people assisted	0 1 2 3 4 5
Access: to transport should be improved	Number of people assisted	0 1 2 3 4 5
Sanitation: should be improved	Number of people assisted	0 1 2 3 4 5
Equity: Adverse and beneficial impacts from development should be distributed equitably and should not discriminate against any groups especially vulnerable and excluded groups	Environmental report	0 1 2 3 4 5
Vulnerability and Risk: of drought, bush fire floods, crises and conflict and epidemics should be reduced	Occurrence monitored	0 1 2 3 4 5
EFFECTS ON THE ECONOMY		0 1 2 3 4 5
Growth: The activity should result in development that encourages strong and stable conditions of economic growth	Financial plan showing projected growth and monitoring	0 1 2 3 4 5
Use of Local Materials and Services: The activity should result in the use of raw materials and services from local industry where possible	Description of sources	0 1 2 3 4 5
Local Investment Capital: Development should encourage the local retention of capital and the development of downstream industries utilising local raw materials, product and labour	Description of investment strategies	0 1 2 3 4 5
SUSTAINABILITY CRITERIA MATRIX		
Activity Statement: Rehabilitation of Kubori Health center at Kubori		
EFFECTS ON NATURAL RESOURCES		0 1 2 3 4 5
Protected Areas and Wildlife: Should be conserved, and these resources should be enhanced where practical	Sensitive areas shown on (GIS) Maps	0 1 2 3 4 5
Degraded Land: Areas vulnerable to degradation should be avoided and already degraded land should be enhanced	Vulnerable areas shown on (GIS) Map	0 1 2 3 4 5
Energy: The activity should encourage efficient energy use, and maximise use of renewable rather than fossil fuels	Quantity/Type of fuel/Energy required	0 1 2 3 4 5
Pollution: Discharges of pollutant and waste product to the atmosphere, water and land should be avoided and minimised	Quantity/Type of pollutants and waste	0 1 2 3 4 5
Use of Raw Materials: All raw materials should be used with maximum efficiency and recycled where practical	Quantity/Type of materials	0 1 2 3 4 5
Rivers and Water Bodies: should retain their natural character	Minimum flows/ Water levels set	0 1 2 3 4 5
EFFECTS ON SOCIAL AND CULTURAL CONDITIONS		0 1 2 3 4 5

Local Character: and cohesion of local communities should be maintained and enhanced where practical	Use of GIS/Database to highlight sensitive areas	0 1 2 3 4 5
Health and Well-being: The activity should benefit the workforce and local communities in terms of health and well-being, nutrition, shelter, education and cultural expression	Financial or other contribution	0 1 2 3 4 5
Gender: The activity should empower women	Number of women empowered	0 1 2 3 4 5
Work for Local People: Priority should be given to providing jobs for local people and particularly women and young people	Number of people employed	0 1 2 3 4 5
Participation: Active participation and involvement of local communities should be encouraged (especially vulnerable and excluded session)	Description of proposals to meet this aim	0 1 2 3 4 5
Access: To land should be improved	Number of people assisted	0 1 2 3 4 5
Access: to Water should be improved	Number of people assisted	0 1 2 3 4 5
Access: to transport should be improved	Number of people assisted	0 1 2 3 4 5
Sanitation: should be improved	Number of people assisted	0 1 2 3 4 5
Equity: Adverse and beneficial impacts from development should be distributed equitably and should not discriminate against any groups especially vulnerable and excluded groups	Environmental report	0 1 2 3 4 5
Vulnerability and Risk: of drought, bush fire floods, crises and conflict and epidemics should be reduced	Occurrence monitored	0 1 2 3 4 5
EFFECTS ON THE ECONOMY		0 1 2 3 4 5
Growth: The activity should result in development that encourages strong and stable conditions of economic growth	Financial plan showing projected growth and monitoring	0 1 2 3 4 5
Use of Local Materials and Services: The activity should result in the use of raw materials and services from local industry where possible	Description of sources	0 1 2 3 4 5
Local Investment Capital: Development should encourage the local retention of capital and the development of downstream industries utilising local raw materials, product and labour	Description of investment strategies	0 1 2 3 4 5

SUSTAINABILITY CRITERIA MATRIX

Activity Statement: Construction of 2 Bedroom Semi-Detach Teachers Quarters at Kubugu

EFFECTS ON NATURAL RESOURCES		0 1 2 3 4 5
Protected Areas and Wildlife: Should be conserved, and these resources should be enhanced where practical	Sensitive areas shown on (GIS) Maps	0 1 2 3 4 5
Degraded Land: Areas vulnerable to degradation should be avoided and already degraded land should be enhanced	Vulnerable areas shown on (GIS) Map	0 1 2 3 4 5
Energy: The activity should encourage efficient energy use, and maximise use of renewable rather than fossil fuels	Quantity/Type of fuel/Energy required	0 1 2 3 4 5
Pollution: Discharges of pollutant and waste product to the atmosphere, water and land should be avoided and minimised	Quantity/Type of pollutants and waste	0 1 2 3 4 5
Use of Raw Materials: All raw materials should be used with maximum efficiency and recycled where practical	Quantity/Type of materials	0 1 2 3 4 5
Rivers and Water Bodies: should retain their natural character	Minimum flows/ Water levels set	0 1 2 3 4 5
EFFECTS ON SOCIAL AND CULTURAL CONDITIONS		0 1 2 3 4 5
Local Character: and cohesion of local communities should be maintained and enhanced where practical	Use of GIS/Database to highlight sensitive areas	0 1 2 3 4 5
Health and Well-being: The activity should benefit the workforce and local communities in terms of health and well-being, nutrition, shelter, education and cultural expression	Financial or other contribution	0 1 2 3 4 5
Gender: The activity should empower women	Number of women empowered	0 1 2 3 4 5
Work for Local People: Priority should be given to providing jobs for local people and particularly women and young people	Number of people employed	0 1 2 3 4 5
Participation: Active participation and involvement of local communities should be encouraged (especially vulnerable and excluded session)	Description of proposals to meet this aim	0 1 2 3 4 5
Access: To land should be improved	Number of people assisted	0 1 2 3 4 5
Access: to Water should be improved	Number of people assisted	0 1 2 3 4 5
Access: to transport should be improved	Number of people assisted	0 1 2 3 4 5
Sanitation: should be improved	Number of people assisted	0 1 2 3 4 5

Equity: Adverse and beneficial impacts from development should be distributed equitably and should not discriminate against any groups especially vulnerable and excluded groups	Environmental report	0 1 2 3 4 5
Vulnerability and Risk: of drought, bush fire floods, crises and conflict and epidemics should be reduced	Occurrence monitored	0 1 2 3 4 5
EFFECTS ON THE ECONOMY		0 1 2 3 4 5
Growth: The activity should result in development that encourages strong and stable conditions of economic growth	Financial plan showing projected growth and monitoring	0 1 2 3 4 5
Use of Local Materials and Services: The activity should result in the use of raw materials and services from local industry where possible	Description of sources	0 1 2 3 4 5
Local Investment Capital: Development should encourage the local retention of capital and the development of downstream industries utilising local raw materials, product and labour	Description of investment strategies	0 1 2 3 4 5

SUSTAINABILITY CRITERIA MATRIX

Activity Statement: Construction of 3-Unit Classroom Block at Soo Namoo		
EFFECTS ON NATURAL RESOURCES		0 1 2 3 4 5
Protected Areas and Wildlife: Should be conserved, and these resources should be enhanced where practical	Sensitive areas shown on (GIS) Maps	0 1 2 3 4 5
Degraded Land: Areas vulnerable to degradation should be avoided and already degraded land should be enhanced	Vulnerable areas shown on (GIS) Map	0 1 2 3 4 5
Energy: The activity should encourage efficient energy use, and maximise use of renewable rather than fossil fuels	Quantity/Type of fuel/Energy required	0 1 2 3 4 5
Pollution: Discharges of pollutant and waste product to the atmosphere, water and land should be avoided and minimised	Quantity/Type of pollutants and waste	0 1 2 3 4 5
Use of Raw Materials: All raw materials should be used with maximum efficiency and recycled where practical	Quantity/Type of materials	0 1 2 3 4 5
Rivers and Water Bodies: should retain their natural character	Minimum flows/ Water levels set	0 1 2 3 4 5
EFFECTS ON SOCIAL AND CULTURAL CONDITIONS		0 1 2 3 4 5
Local Character: and cohesion of local communities should be maintained and enhanced where practical	Use of GIS/Database to highlight sensitive areas	0 1 2 3 4 5
Health and Well-being: The activity should benefit the workforce and local communities in	Financial or other contribution	0 1 2 3 4 5

terms of health and well-being, nutrition, shelter, education and cultural expression		
Gender: The activity should empower women	Number of women empowered	0 1 2 3 4 5
Work for Local People: Priority should be given to providing jobs for local people and particularly women and young people	Number of people employed	0 1 2 3 4 5
Participation: Active participation and involvement of local communities should be encouraged (especially vulnerable and excluded session)	Description of proposals to meet this aim	0 1 2 3 4 5
Access: To land should be improved	Number of people assisted	0 1 2 3 4 5
Access: to Water should be improved	Number of people assisted	0 1 2 3 4 5
Access: to transport should be improved	Number of people assisted	0 1 2 3 4 5
Sanitation: should be improved	Number of people assisted	0 1 2 3 4 5
Equity: Adverse and beneficial impacts from development should be distributed equitably and should not discriminate against any groups especially vulnerable and excluded groups	Environmental report	0 1 2 3 4 5
Vulnerability and Risk: of drought, bush fire floods, crises and conflict and epidemics should be reduced	Occurrence monitored	0 1 2 3 4 5
EFFECTS ON THE ECONOMY		0 1 2 3 4 5
Growth: The activity should result in development that encourages strong and stable conditions of economic growth	Financial plan showing projected growth and monitoring	0 1 2 3 4 5
Use of Local Materials and Services: The activity should result in the use of raw materials and services from local industry where possible	Description of sources	0 1 2 3 4 5
Local Investment Capital: Development should encourage the local retention of capital and the development of downstream industries utilising local raw materials, product and labour	Description of investment strategies	0 1 2 3 4 5
SUSTAINABILITY CRITERIA MATRIX		
Activity Statement: Construction of 6-Unit Classroom Block at Kuba		
EFFECTS ON NATURAL RESOURCES		0 1 2 3 4 5
Protected Areas and Wildlife: Should be conserved, and these resources should be enhanced where practical	Sensitive areas shown on (GIS) Maps	0 1 2 3 4 5

Degraded Land: Areas vulnerable to degradation should be avoided and already degraded land should be enhanced	Vulnerable areas shown on (GIS) Map	0 1 2 3 4 5
Energy: The activity should encourage efficient energy use, and maximise use of renewable rather than fossil fuels	Quantity/Type of fuel/Energy required	0 1 2 3 4 5
Pollution: Discharges of pollutant and waste product to the atmosphere, water and land should be avoided and minimised	Quantity/Type of pollutants and waste	0 1 2 3 4 5
Use of Raw Materials: All raw materials should be used with maximum efficiency and recycled where practical	Quantity/Type of materials	0 1 2 3 4 5
Rivers and Water Bodies: should retain their natural character	Minimum flows/ Water levels set	0 1 2 3 4 5
EFFECTS ON SOCIAL AND CULTURAL CONDITIONS		0 1 2 3 4 5
Local Character: and cohesion of local communities should be maintained and enhanced where practical	Use of GIS/Database to highlight sensitive areas	0 1 2 3 4 5
Health and Well-being: The activity should benefit the workforce and local communities in terms of health and well-being, nutrition, shelter, education and cultural expression	Financial or other contribution	0 1 2 3 4 5
Gender: The activity should empower women	Number of women empowered	0 1 2 3 4 5
Work for Local People: Priority should be given to providing jobs for local people and particularly women and young people	Number of people employed	0 1 2 3 4 5
Participation: Active participation and involvement of local communities should be encouraged (especially vulnerable and excluded session)	Description of proposals to meet this aim	0 1 2 3 4 5
Access: To land should be improved	Number of people assisted	0 1 2 3 4 5
Access: to Water should be improved	Number of people assisted	0 1 2 3 4 5
Access: to transport should be improved	Number of people assisted	0 1 2 3 4 5
Sanitation: should be improved	Number of people assisted	0 1 2 3 4 5
Equity: Adverse and beneficial impacts from development should be distributed equitably and should not discriminate against any groups especially vulnerable and excluded groups	Environmental report	0 1 2 3 4 5

Vulnerability and Risk: of drought, bush fire floods, crises and conflict and epidemics should be reduced	Occurrence monitored	0 1 2 3 4 5
EFFECTS ON THE ECONOMY		0 1 2 3 4 5
Growth: The activity should result in development that encourages strong and stable conditions of economic growth	Financial plan showing projected growth and monitoring	0 1 2 3 4 5
Use of Local Materials and Services: The activity should result in the use of raw materials and services from local industry where possible	Description of sources	0 1 2 3 4 5
Local Investment Capital: Development should encourage the local retention of capital and the development of downstream industries utilising local raw materials, product and labour	Description of investment strategies	0 1 2 3 4 5
SUSTAINABILITY CRITERIA MATRIX		
Activity Statement: Construction of 3-Unit Classroom Block at Loagri		
EFFECTS ON NATURAL RESOURCES		0 1 2 3 4 5
Protected Areas and Wildlife: Should be conserved, and these resources should be enhanced where practical	Sensitive areas shown on (GIS) Maps	0 1 2 3 4 5
Degraded Land: Areas vulnerable to degradation should be avoided and already degraded land should be enhanced	Vulnerable areas shown on (GIS) Map	0 1 2 3 4 5
Energy: The activity should encourage efficient energy use, and maximise use of renewable rather than fossil fuels	Quantity/Type of fuel/Energy required	0 1 2 3 4 5
Pollution: Discharges of pollutant and waste product to the atmosphere, water and land should be avoided and minimised	Quantity/Type of pollutants and waste	0 1 2 3 4 5
Use of Raw Materials: All raw materials should be used with maximum efficiency and recycled where practical	Quantity/Type of materials	0 1 2 3 4 5
Rivers and Water Bodies: should retain their natural character	Minimum flows/ Water levels set	0 1 2 3 4 5
EFFECTS ON SOCIAL AND CULTURAL CONDITIONS		0 1 2 3 4 5
Local Character: and cohesion of local communities should be maintained and enhanced where practical	Use of GIS/Database to highlight sensitive areas	0 1 2 3 4 5
Health and Well-being: The activity should benefit the workforce and local communities in terms of health and well-being, nutrition, shelter, education and cultural expression	Financial or other contribution	0 1 2 3 4 5
Gender: The activity should empower women	Number of women empowered	0 1 2 3 4 5

Work for Local People: Priority should be given to providing jobs for local people and particularly women and young people	Number of people employed	0 1 2 3 4 5
Participation: Active participation and involvement of local communities should be encouraged (especially vulnerable and excluded session)	Description of proposals to meet this aim	0 1 2 3 4 5
Access: To land should be improved	Number of people assisted	0 1 2 3 4 5
Access: to Water should be improved	Number of people assisted	0 1 2 3 4 5
Access: to transport should be improved	Number of people assisted	0 1 2 3 4 5
Sanitation: should be improved	Number of people assisted	0 1 2 3 4 5
Equity: Adverse and beneficial impacts from development should be distributed equitably and should not discriminate against any groups especially vulnerable and excluded groups	Environmental report	0 1 2 3 4 5
Vulnerability and Risk: of drought, bush fire floods, crises and conflict and epidemics should be reduced	Occurrence monitored	0 1 2 3 4 5
EFFECTS ON THE ECONOMY		0 1 2 3 4 5
Growth: The activity should result in development that encourages strong and stable conditions of economic growth	Financial plan showing projected growth and monitoring	0 1 2 3 4 5
Use of Local Materials and Services: The activity should result in the use of raw materials and services from local industry where possible	Description of sources	0 1 2 3 4 5
Local Investment Capital: Development should encourage the local retention of capital and the development of downstream industries utilising local raw materials, product and labour	Description of investment strategies	0 1 2 3 4 5

SUSTAINABILITY CRITERIA MATRIX

Activity Statement: Construction of teachers quarters at Yizeisi		
EFFECTS ON NATURAL RESOURCES		0 1 2 3 4 5
Protected Areas and Wildlife: Should be conserved, and these resources should be enhanced where practical	Sensitive areas shown on (GIS) Maps	0 1 2 3 4 5
Degraded Land: Areas vulnerable to degradation should be avoided and already degraded land should be enhanced	Vulnerable areas shown on (GIS) Map	0 1 2 3 4 5
Energy: The activity should encourage efficient energy use, and maximise use of renewable rather than fossil fuels	Quantity/Type of fuel/Energy required	0 1 2 3 4 5

Pollution: Discharges of pollutant and waste product to the atmosphere, water and land should be avoided and minimised	Quantity/Type of pollutants and waste	0 1 2 3 4 5
Use of Raw Materials: All raw materials should be used with maximum efficiency and recycled where practical	Quantity/Type of materials	0 1 2 3 4 5
Rivers and Water Bodies: should retain their natural character	Minimum flows/ Water levels set	0 1 2 3 4 5
EFFECTS ON SOCIAL AND CULTURAL CONDITIONS		0 1 2 3 4 5
Local Character: and cohesion of local communities should be maintained and enhanced where practical	Use of GIS/Database to highlight sensitive areas	0 1 2 3 4 5
Health and Well-being: The activity should benefit the workforce and local communities in terms of health and well-being, nutrition, shelter, education and cultural expression	Financial or other contribution	0 1 2 3 4 5
Gender: The activity should empower women	Number of women empowered	0 1 2 3 4 5
Work for Local People: Priority should be given to providing jobs for local people and particularly women and young people	Number of people employed	0 1 2 3 4 5
Participation: Active participation and involvement of local communities should be encouraged (especially vulnerable and excluded session)	Description of proposals to meet this aim	0 1 2 3 4 5
Access: To land should be improved	Number of people assisted	0 1 2 3 4 5
Access: to Water should be improved	Number of people assisted	0 1 2 3 4 5
Access: to transport should be improved	Number of people assisted	0 1 2 3 4 5
Sanitation: should be improved	Number of people assisted	0 1 2 3 4 5
Equity: Adverse and beneficial impacts from development should be distributed equitably and should not discriminate against any groups especially vulnerable and excluded groups	Environmental report	0 1 2 3 4 5
Vulnerability and Risk: of drought, bush fire floods, crises and conflict and epidemics should be reduced	Occurrence monitored	0 1 2 3 4 5
EFFECTS ON THE ECONOMY		0 1 2 3 4 5
Growth: The activity should result in development that encourages strong and stable conditions of economic growth	Financial plan showing projected growth and monitoring	0 1 2 3 4 5

Use of Local Materials and Services: The activity should result in the use of raw materials and services from local industry where possible	Description of sources	0 1 2 3 4 5
Local Investment Capital: Development should encourage the local retention of capital and the development of downstream industries utilising local raw materials, product and labour	Description of investment strategies	0 1 2 3 4 5
SUSTAINABILITY CRITERIA MATRIX		
Activity Statement: Construction and furnishing of school libraries		
EFFECTS ON NATURAL RESOURCES		0 1 2 3 4 5
Protected Areas and Wildlife: Should be conserved, and these resources should be enhanced where practical	Sensitive areas shown on (GIS) Maps	0 1 2 3 4 5
Degraded Land: Areas vulnerable to degradation should be avoided and already degraded land should be enhanced	Vulnerable areas shown on (GIS) Map	0 1 2 3 4 5
Energy: The activity should encourage efficient energy use, and maximise use of renewable rather than fossil fuels	Quantity/Type of fuel/Energy required	0 1 2 3 4 5
Pollution: Discharges of pollutant and waste product to the atmosphere, water and land should be avoided and minimised	Quantity/Type of pollutants and waste	0 1 2 3 4 5
Use of Raw Materials: All raw materials should be used with maximum efficiency and recycled where practical	Quantity/Type of materials	0 1 2 3 4 5
Rivers and Water Bodies: should retain their natural character	Minimum flows/ Water levels set	0 1 2 3 4 5
EFFECTS ON SOCIAL AND CULTURAL CONDITIONS		0 1 2 3 4 5
Local Character: and cohesion of local communities should be maintained and enhanced where practical	Use of GIS/Database to highlight sensitive areas	0 1 2 3 4 5
Health and Well-being: The activity should benefit the workforce and local communities in terms of health and well-being, nutrition, shelter, education and cultural expression	Financial or other contribution	0 1 2 3 4 5
Gender: The activity should empower women	Number of women empowered	0 1 2 3 4 5
Work for Local People: Priority should be given to providing jobs for local people and particularly women and young people	Number of people employed	0 1 2 3 4 5
Participation: Active participation and involvement of local communities should be encouraged (especially vulnerable and excluded session)	Description of proposals to meet this aim	0 1 2 3 4 5

Access: To land should be improved	Number of people assisted	0 1 2 3 4 5
Access: to Water should be improved	Number of people assisted	0 1 2 3 4 5
Access: to transport should be improved	Number of people assisted	0 1 2 3 4 5
Sanitation: should be improved	Number of people assisted	0 1 2 3 4 5
Equity: Adverse and beneficial impacts from development should be distributed equitably and should not discriminate against any groups especially vulnerable and excluded groups	Environmental report	0 1 2 3 4 5
Vulnerability and Risk: of drought, bush fire floods, crises and conflict and epidemics should be reduced	Occurrence monitored	0 1 2 3 4 5
EFFECTS ON THE ECONOMY		0 1 2 3 4 5
Growth: The activity should result in development that encourages strong and stable conditions of economic growth	Financial plan showing projected growth and monitoring	0 1 2 3 4 5
Use of Local Materials and Services: The activity should result in the use of raw materials and services from local industry where possible	Description of sources	0 1 2 3 4 5
Local Investment Capital: Development should encourage the local retention of capital and the development of downstream industries utilising local raw materials, product and labour	Description of investment strategies	0 1 2 3 4 5
SUSTAINABILITY CRITERIA MATRIX		
Activity Statement: Construction of Nurses Quarters in some communities		
EFFECTS ON NATURAL RESOURCES		0 1 2 3 4 5
Protected Areas and Wildlife: Should be conserved, and these resources should be enhanced where practical	Sensitive areas shown on (GIS) Maps	0 1 2 3 4 5
Degraded Land: Areas vulnerable to degradation should be avoided and already degraded land should be enhanced	Vulnerable areas shown on (GIS) Map	0 1 2 3 4 5
Energy: The activity should encourage efficient energy use, and maximise use of renewable rather than fossil fuels	Quantity/Type of fuel/Energy required	0 1 2 3 4 5
Pollution: Discharges of pollutant and waste product to the atmosphere, water and land should be avoided and minimised	Quantity/Type of pollutants and waste	0 1 2 3 4 5
Use of Raw Materials: All raw materials should be used with maximum efficiency and recycled where practical	Quantity/Type of materials	0 1 2 3 4 5

Rivers and Water Bodies: should retain their natural character	Minimum flows/ Water levels set	0 1 2 3 4 5
EFFECTS ON SOCIAL AND CULTURAL CONDITIONS		0 1 2 3 4 5
Local Character: and cohesion of local communities should be maintained and enhanced where practical	Use of GIS/Database to highlight sensitive areas	0 1 2 3 4 5
Health and Well-being: The activity should benefit the workforce and local communities in terms of health and well-being, nutrition, shelter, education and cultural expression	Financial or other contribution	0 1 2 3 4 5
Gender: The activity should empower women	Number of women empowered	0 1 2 3 4 5
Work for Local People: Priority should be given to providing jobs for local people and particularly women and young people	Number of people employed	0 1 2 3 4 5
Participation: Active participation and involvement of local communities should be encouraged (especially vulnerable and excluded session)	Description of proposals to meet this aim	0 1 2 3 4 5
Access: To land should be improved	Number of people assisted	0 1 2 3 4 5
Access: to Water should be improved	Number of people assisted	0 1 2 3 4 5
Access: to transport should be improved	Number of people assisted	0 1 2 3 4 5
Sanitation: should be improved	Number of people assisted	0 1 2 3 4 5
Equity: Adverse and beneficial impacts from development should be distributed equitably and should not discriminate against any groups especially vulnerable and excluded groups	Environmental report	0 1 2 3 4 5
Vulnerability and Risk: of drought, bush fire floods, crises and conflict and epidemics should be reduced	Occurrence monitored	0 1 2 3 4 5
EFFECTS ON THE ECONOMY		0 1 2 3 4 5
Growth: The activity should result in development that encourages strong and stable conditions of economic growth	Financial plan showing projected growth and monitoring	0 1 2 3 4 5
Use of Local Materials and Services: The activity should result in the use of raw materials and services from local industry where possible	Description of sources	0 1 2 3 4 5
Local Investment Capital: Development should encourage the local retention of capital and the development of downstream industries utilising local raw materials, product and labour	Description of investment strategies	0 1 2 3 4 5

SUSTAINABILITY CRITERIA MATRIX

Activity Statement: Construction of 2 bedroom semi-detached nurses quarters at Kunkwa

EFFECTS ON NATURAL RESOURCES		0 1 2 3 4 5
Protected Areas and Wildlife: Should be conserved, and these resources should be enhanced where practical	Sensitive areas shown on (GIS) Maps	0 1 2 3 4 5
Degraded Land: Areas vulnerable to degradation should be avoided and already degraded land should be enhanced	Vulnerable areas shown on (GIS) Map	0 1 2 3 4 5
Energy: The activity should encourage efficient energy use, and maximise use of renewable rather than fossil fuels	Quantity/Type of fuel/Energy required	0 1 2 3 4 5
Pollution: Discharges of pollutant and waste product to the atmosphere, water and land should be avoided and minimised	Quantity/Type of pollutants and waste	0 1 2 3 4 5
Use of Raw Materials: All raw materials should be used with maximum efficiency and recycled where practical	Quantity/Type of materials	0 1 2 3 4 5
Rivers and Water Bodies: should retain their natural character	Minimum flows/ Water levels set	0 1 2 3 4 5
EFFECTS ON SOCIAL AND CULTURAL CONDITIONS		0 1 2 3 4 5
Local Character: and cohesion of local communities should be maintained and enhanced where practical	Use of GIS/Database to highlight sensitive areas	0 1 2 3 4 5
Health and Well-being: The activity should benefit the workforce and local communities in terms of health and well-being, nutrition, shelter, education and cultural expression	Financial or other contribution	0 1 2 3 4 5
Gender: The activity should empower women	Number of women empowered	0 1 2 3 4 5
Work for Local People: Priority should be given to providing jobs for local people and particularly women and young people	Number of people employed	0 1 2 3 4 5
Participation: Active participation and involvement of local communities should be encouraged (especially vulnerable and excluded session)	Description of proposals to meet this aim	0 1 2 3 4 5
Access: To land should be improved	Number of people assisted	0 1 2 3 4 5
Access: to Water should be improved	Number of people assisted	0 1 2 3 4 5
Access: to transport should be improved	Number of people assisted	0 1 2 3 4 5

Sanitation: should be improved	Number of people assisted	0 1 2 3 4 5
Equity: Adverse and beneficial impacts from development should be distributed equitably and should not discriminate against any groups especially vulnerable and excluded groups	Environmental report	0 1 2 3 4 5
Vulnerability and Risk: of drought, bush fire floods, crises and conflict and epidemics should be reduced	Occurrence monitored	0 1 2 3 4 5
EFFECTS ON THE ECONOMY		0 1 2 3 4 5
Growth: The activity should result in development that encourages strong and stable conditions of economic growth	Financial plan showing projected growth and monitoring	0 1 2 3 4 5
Use of Local Materials and Services: The activity should result in the use of raw materials and services from local industry where possible	Description of sources	0 1 2 3 4 5
Local Investment Capital: Development should encourage the local retention of capital and the development of downstream industries utilising local raw materials, product and labour	Description of investment strategies	0 1 2 3 4 5

SUSTAINABILITY CRITERIA MATRIX

Activity Statement: Construction of 4 isolation centers to house COVID-19 cases in the district		
EFFECTS ON NATURAL RESOURCES		0 1 2 3 4 5
Protected Areas and Wildlife: Should be conserved, and these resources should be enhanced where practical	Sensitive areas shown on (GIS) Maps	0 1 2 3 4 5
Degraded Land: Areas vulnerable to degradation should be avoided and already degraded land should be enhanced	Vulnerable areas shown on (GIS) Map	0 1 2 3 4 5
Energy: The activity should encourage efficient energy use, and maximise use of renewable rather than fossil fuels	Quantity/Type of fuel/Energy required	0 1 2 3 4 5
Pollution: Discharges of pollutant and waste product to the atmosphere, water and land should be avoided and minimised	Quantity/Type of pollutants and waste	0 1 2 3 4 5
Use of Raw Materials: All raw materials should be used with maximum efficiency and recycled where practical	Quantity/Type of materials	0 1 2 3 4 5
Rivers and Water Bodies: should retain their natural character	Minimum flows/ Water levels set	0 1 2 3 4 5
EFFECTS ON SOCIAL AND CULTURAL CONDITIONS		0 1 2 3 4 5
Local Character: and cohesion of local communities should be maintained and enhanced where practical	Use of GIS/Database to highlight sensitive areas	0 1 2 3 4 5

Health and Well-being: The activity should benefit the workforce and local communities in terms of health and well-being, nutrition, shelter, education and cultural expression	Financial or other contribution	0 1 2 3 4 5
Gender: The activity should empower women	Number of women empowered	0 1 2 3 4 5
Work for Local People: Priority should be given to providing jobs for local people and particularly women and young people	Number of people employed	0 1 2 3 4 5
Participation: Active participation and involvement of local communities should be encouraged (especially vulnerable and excluded session)	Description of proposals to meet this aim	0 1 2 3 4 5
Access: To land should be improved	Number of people assisted	0 1 2 3 4 5
Access: to Water should be improved	Number of people assisted	0 1 2 3 4 5
Access: to transport should be improved	Number of people assisted	0 1 2 3 4 5
Sanitation: should be improved	Number of people assisted	0 1 2 3 4 5
Equity: Adverse and beneficial impacts from development should be distributed equitably and should not discriminate against any groups especially vulnerable and excluded groups	Environmental report	0 1 2 3 4 5
Vulnerability and Risk: of drought, bush fire floods, crises and conflict and epidemics should be reduced	Occurrence monitored	0 1 2 3 4 5
EFFECTS ON THE ECONOMY		0 1 2 3 4 5
Growth: The activity should result in development that encourages strong and stable conditions of economic growth	Financial plan showing projected growth and monitoring	0 1 2 3 4 5
Use of Local Materials and Services: The activity should result in the use of raw materials and services from local industry where possible	Description of sources	0 1 2 3 4 5
Local Investment Capital: Development should encourage the local retention of capital and the development of downstream industries utilising local raw materials, product and labour	Description of investment strategies	0 1 2 3 4 5
SUSTAINABILITY CRITERIA MATRIX		
Activity Statement: Construction of CHIP Compound at Prima		
EFFECTS ON NATURAL RESOURCES		0 1 2 3 4 5
Protected Areas and Wildlife: Should be conserved, and these resources should be enhanced where practical	Sensitive areas shown on (GIS) Maps	0 1 2 3 4 5

Degraded Land: Areas vulnerable to degradation should be avoided and already degraded land should be enhanced	Vulnerable areas shown on (GIS) Map	0 1 2 3 4 5
Energy: The activity should encourage efficient energy use, and maximise use of renewable rather than fossil fuels	Quantity/Type of fuel/Energy required	0 1 2 3 4 5
Pollution: Discharges of pollutant and waste product to the atmosphere, water and land should be avoided and minimised	Quantity/Type of pollutants and waste	0 1 2 3 4 5
Use of Raw Materials: All raw materials should be used with maximum efficiency and recycled where practical	Quantity/Type of materials	0 1 2 3 4 5
Rivers and Water Bodies: should retain their natural character	Minimum flows/ Water levels set	0 1 2 3 4 5
EFFECTS ON SOCIAL AND CULTURAL CONDITIONS		0 1 2 3 4 5
Local Character: and cohesion of local communities should be maintained and enhanced where practical	Use of GIS/Database to highlight sensitive areas	0 1 2 3 4 5
Health and Well-being: The activity should benefit the workforce and local communities in terms of health and well-being, nutrition, shelter, education and cultural expression	Financial or other contribution	0 1 2 3 4 5
Gender: The activity should empower women	Number of women empowered	0 1 2 3 4 5
Work for Local People: Priority should be given to providing jobs for local people and particularly women and young people	Number of people employed	0 1 2 3 4 5
Participation: Active participation and involvement of local communities should be encouraged (especially vulnerable and excluded session)	Description of proposals to meet this aim	0 1 2 3 4 5
Access: To land should be improved	Number of people assisted	0 1 2 3 4 5
Access: to Water should be improved	Number of people assisted	0 1 2 3 4 5
Access: to transport should be improved	Number of people assisted	0 1 2 3 4 5
Sanitation: should be improved	Number of people assisted	0 1 2 3 4 5
Equity: Adverse and beneficial impacts from development should be distributed equitably and should not discriminate against any groups especially vulnerable and excluded groups	Environmental report	0 1 2 3 4 5

Vulnerability and Risk: of drought, bush fire floods, crises and conflict and epidemics should be reduced	Occurrence monitored	0 1 2 3 4 5
EFFECTS ON THE ECONOMY		0 1 2 3 4 5
Growth: The activity should result in development that encourages strong and stable conditions of economic growth	Financial plan showing projected growth and monitoring	0 1 2 3 4 5
Use of Local Materials and Services: The activity should result in the use of raw materials and services from local industry where possible	Description of sources	0 1 2 3 4 5
Local Investment Capital: Development should encourage the local retention of capital and the development of downstream industries utilising local raw materials, product and labour	Description of investment strategies	0 1 2 3 4 5
SUSTAINABILITY CRITERIA MATRIX		
Activity Statement: Construction of CHIP Compound at Tuvuu		
EFFECTS ON NATURAL RESOURCES		0 1 2 3 4 5
Protected Areas and Wildlife: Should be conserved, and these resources should be enhanced where practical	Sensitive areas shown on (GIS) Maps	0 1 2 3 4 5
Degraded Land: Areas vulnerable to degradation should be avoided and already degraded land should be enhanced	Vulnerable areas shown on (GIS) Map	0 1 2 3 4 5
Energy: The activity should encourage efficient energy use, and maximise use of renewable rather than fossil fuels	Quantity/Type of fuel/Energy required	0 1 2 3 4 5
Pollution: Discharges of pollutant and waste product to the atmosphere, water and land should be avoided and minimised	Quantity/Type of pollutants and waste	0 1 2 3 4 5
Use of Raw Materials: All raw materials should be used with maximum efficiency and recycled where practical	Quantity/Type of materials	0 1 2 3 4 5
Rivers and Water Bodies: should retain their natural character	Minimum flows/ Water levels set	0 1 2 3 4 5
EFFECTS ON SOCIAL AND CULTURAL CONDITIONS		0 1 2 3 4 5
Local Character: and cohesion of local communities should be maintained and enhanced where practical	Use of GIS/Database to highlight sensitive areas	0 1 2 3 4 5
Health and Well-being: The activity should benefit the workforce and local communities in terms of health and well-being, nutrition, shelter, education and cultural expression	Financial or other contribution	0 1 2 3 4 5
Gender: The activity should empower women	Number of women empowered	0 1 2 3 4 5

Work for Local People: Priority should be given to providing jobs for local people and particularly women and young people	Number of people employed	0 1 2 3 4 5
Participation: Active participation and involvement of local communities should be encouraged (especially vulnerable and excluded session)	Description of proposals to meet this aim	0 1 2 3 4 5
Access: To land should be improved	Number of people assisted	0 1 2 3 4 5
Access: to Water should be improved	Number of people assisted	0 1 2 3 4 5
Access: to transport should be improved	Number of people assisted	0 1 2 3 4 5
Sanitation: should be improved	Number of people assisted	0 1 2 3 4 5
Equity: Adverse and beneficial impacts from development should be distributed equitably and should not discriminate against any groups especially vulnerable and excluded groups	Environmental report	0 1 2 3 4 5
Vulnerability and Risk: of drought, bush fire floods, crises and conflict and epidemics should be reduced	Occurrence monitored	0 1 2 3 4 5
EFFECTS ON THE ECONOMY		0 1 2 3 4 5
Growth: The activity should result in development that encourages strong and stable conditions of economic growth	Financial plan showing projected growth and monitoring	0 1 2 3 4 5
Use of Local Materials and Services: The activity should result in the use of raw materials and services from local industry where possible	Description of sources	0 1 2 3 4 5
Local Investment Capital: Development should encourage the local retention of capital and the development of downstream industries utilising local raw materials, product and labour	Description of investment strategies	0 1 2 3 4 5

SUSTAINABILITY CRITERIA MATRIX

Activity Statement: Drilling and Mechanization of 20 Boreholes in some selected communities		
EFFECTS ON NATURAL RESOURCES		0 1 2 3 4 5
Protected Areas and Wildlife: Should be conserved, and these resources should be enhanced where practical	Sensitive areas shown on (GIS) Maps	0 1 2 3 4 5
Degraded Land: Areas vulnerable to degradation should be avoided and already degraded land should be enhanced	Vulnerable areas shown on (GIS) Map	0 1 2 3 4 5
Energy: The activity should encourage efficient energy use, and maximise use of renewable rather than fossil fuels	Quantity/Type of fuel/Energy required	0 1 2 3 4 5

Pollution: Discharges of pollutant and waste product to the atmosphere, water and land should be avoided and minimised	Quantity/Type of pollutants and waste	0 1 2 3 4 5
Use of Raw Materials: All raw materials should be used with maximum efficiency and recycled where practical	Quantity/Type of materials	0 1 2 3 4 5
Rivers and Water Bodies: should retain their natural character	Minimum flows/ Water levels set	0 1 2 3 4 5
EFFECTS ON SOCIAL AND CULTURAL CONDITIONS		0 1 2 3 4 5
Local Character: and cohesion of local communities should be maintained and enhanced where practical	Use of GIS/Database to highlight sensitive areas	0 1 2 3 4 5
Health and Well-being: The activity should benefit the workforce and local communities in terms of health and well-being, nutrition, shelter, education and cultural expression	Financial or other contribution	0 1 2 3 4 5
Gender: The activity should empower women	Number of women empowered	0 1 2 3 4 5
Work for Local People: Priority should be given to providing jobs for local people and particularly women and young people	Number of people employed	0 1 2 3 4 5
Participation: Active participation and involvement of local communities should be encouraged (especially vulnerable and excluded session)	Description of proposals to meet this aim	0 1 2 3 4 5
Access: To land should be improved	Number of people assisted	0 1 2 3 4 5
Access: to Water should be improved	Number of people assisted	0 1 2 3 4 5
Access: to transport should be improved	Number of people assisted	0 1 2 3 4 5
Sanitation: should be improved	Number of people assisted	0 1 2 3 4 5
Equity: Adverse and beneficial impacts from development should be distributed equitably and should not discriminate against any groups especially vulnerable and excluded groups	Environmental report	0 1 2 3 4 5
Vulnerability and Risk: of drought, bush fire floods, crises and conflict and epidemics should be reduced	Occurrence monitored	0 1 2 3 4 5
EFFECTS ON THE ECONOMY		0 1 2 3 4 5
Growth: The activity should result in development that encourages strong and stable conditions of economic growth	Financial plan showing projected growth and monitoring	0 1 2 3 4 5

Use of Local Materials and Services: The activity should result in the use of raw materials and services from local industry where possible	Description of sources	0 1 2 3 4 5
Local Investment Capital: Development should encourage the local retention of capital and the development of downstream industries utilising local raw materials, product and labour	Description of investment strategies	0 1 2 3 4 5

SUSTAINABILITY CRITERIA MATRIX

Activity Statement: Construction of 3-classroom block with ancilliary facilities at Kubori		
EFFECTS ON NATURAL RESOURCES		0 1 2 3 4 5
Protected Areas and Wildlife: Should be conserved, and these resources should be enhanced where practical	Sensitive areas shown on (GIS) Maps	0 1 2 3 4 5
Degraded Land: Areas vulnerable to degradation should be avoided and already degraded land should be enhanced	Vulnerable areas shown on (GIS) Map	0 1 2 3 4 5
Energy: The activity should encourage efficient energy use, and maximise use of renewable rather than fossil fuels	Quantity/Type of fuel/Energy required	0 1 2 3 4 5
Pollution: Discharges of pollutant and waste product to the atmosphere, water and land should be avoided and minimised	Quantity/Type of pollutants and waste	0 1 2 3 4 5
Use of Raw Materials: All raw materials should be used with maximum efficiency and recycled where practical	Quantity/Type of materials	0 1 2 3 4 5
Rivers and Water Bodies: should retain their natural character	Minimum flows/ Water levels set	0 1 2 3 4 5
EFFECTS ON SOCIAL AND CULTURAL CONDITIONS		0 1 2 3 4 5
Local Character: and cohesion of local communities should be maintained and enhanced where practical	Use of GIS/Database to highlight sensitive areas	0 1 2 3 4 5
Health and Well-being: The activity should benefit the workforce and local communities in terms of health and well-being, nutrition, shelter, education and cultural expression	Financial or other contribution	0 1 2 3 4 5
Gender: The activity should empower women	Number of women empowered	0 1 2 3 4 5
Work for Local People: Priority should be given to providing jobs for local people and particularly women and young people	Number of people employed	0 1 2 3 4 5
Participation: Active participation and involvement of local communities should be encouraged (especially vulnerable and excluded session)	Description of proposals to meet this aim	0 1 2 3 4 5

Access: To land should be improved	Number of people assisted	0 1 2 3 4 5
Access: to Water should be improved	Number of people assisted	0 1 2 3 4 5
Access: to transport should be improved	Number of people assisted	0 1 2 3 4 5
Sanitation: should be improved	Number of people assisted	0 1 2 3 4 5
Equity: Adverse and beneficial impacts from development should be distributed equitably and should not discriminate against any groups especially vulnerable and excluded groups	Environmental report	0 1 2 3 4 5
Vulnerability and Risk: of drought, bush fire floods, crises and conflict and epidemics should be reduced	Occurrence monitored	0 1 2 3 4 5
EFFECTS ON THE ECONOMY		0 1 2 3 4 5
Growth: The activity should result in development that encourages strong and stable conditions of economic growth	Financial plan showing projected growth and monitoring	0 1 2 3 4 5
Use of Local Materials and Services: The activity should result in the use of raw materials and services from local industry where possible	Description of sources	0 1 2 3 4 5
Local Investment Capital: Development should encourage the local retention of capital and the development of downstream industries utilising local raw materials, product and labour	Description of investment strategies	0 1 2 3 4 5

SUSTAINABILITY CRITERIA MATRIX

Activity Statement: Construction of 1 No. 3 unit classroom block with ancillary facilities and furnishing with 150 dual desk, 4 No. Teacher's tables and chairs, 1no. long table and 4 No. chairs at Bunyanga		
EFFECTS ON NATURAL RESOURCES		0 1 2 3 4 5
Protected Areas and Wildlife: Should be conserved, and these resources should be enhanced where practical	Sensitive areas shown on (GIS) Maps	0 1 2 3 4 5
Degraded Land: Areas vulnerable to degradation should be avoided and already degraded land should be enhanced	Vulnerable areas shown on (GIS) Map	0 1 2 3 4 5
Energy: The activity should encourage efficient energy use, and maximise use of renewable rather than fossil fuels	Quantity/Type of fuel/Energy required	0 1 2 3 4 5
Pollution: Discharges of pollutant and waste product to the atmosphere, water and land should be avoided and minimised	Quantity/Type of pollutants and waste	0 1 2 3 4 5

Use of Raw Materials: All raw materials should be used with maximum efficiency and recycled where practical	Quantity/Type of materials	0 1 2 3 4 5
Rivers and Water Bodies: should retain their natural character	Minimum flows/ Water levels set	0 1 2 3 4 5
EFFECTS ON SOCIAL AND CULTURAL CONDITIONS		0 1 2 3 4 5
Local Character: and cohesion of local communities should be maintained and enhanced where practical	Use of GIS/Database to highlight sensitive areas	0 1 2 3 4 5
Health and Well-being: The activity should benefit the workforce and local communities in terms of health and well-being, nutrition, shelter, education and cultural expression	Financial or other contribution	0 1 2 3 4 5
Gender: The activity should empower women	Number of women empowered	0 1 2 3 4 5
Work for Local People: Priority should be given to providing jobs for local people and particularly women and young people	Number of people employed	0 1 2 3 4 5
Participation: Active participation and involvement of local communities should be encouraged (especially vulnerable and excluded session)	Description of proposals to meet this aim	0 1 2 3 4 5
Access: To land should be improved	Number of people assisted	0 1 2 3 4 5
Access: to Water should be improved	Number of people assisted	0 1 2 3 4 5
Access: to transport should be improved	Number of people assisted	0 1 2 3 4 5
Sanitation: should be improved	Number of people assisted	0 1 2 3 4 5
Equity: Adverse and beneficial impacts from development should be distributed equitably and should not discriminate against any groups especially vulnerable and excluded groups	Environmental report	0 1 2 3 4 5
Vulnerability and Risk: of drought, bush fire floods, crises and conflict and epidemics should be reduced	Occurrence monitored	0 1 2 3 4 5
EFFECTS ON THE ECONOMY		0 1 2 3 4 5
Growth: The activity should result in development that encourages strong and stable conditions of economic growth	Financial plan showing projected growth and monitoring	0 1 2 3 4 5
Use of Local Materials and Services: The activity should result in the use of raw materials and services from local industry where possible	Description of sources	0 1 2 3 4 5

Local Investment Capital: Development should encourage the local retention of capital and the development of downstream industries utilising local raw materials, product and labour	Description of investment strategies	0 1 2 3 4 5
SUSTAINABILITY CRITERIA MATRIX		
Activity Statement: Construction of 2-bedroom semi-detached teachers quarters at Yagaba SHS		
EFFECTS ON NATURAL RESOURCES		0 1 2 3 4 5
Protected Areas and Wildlife: Should be conserved, and these resources should be enhanced where practical	Sensitive areas shown on (GIS) Maps	0 1 2 3 4 5
Degraded Land: Areas vulnerable to degradation should be avoided and already degraded land should be enhanced	Vulnerable areas shown on (GIS) Map	0 1 2 3 4 5
Energy: The activity should encourage efficient energy use, and maximise use of renewable rather than fossil fuels	Quantity/Type of fuel/Energy required	0 1 2 3 4 5
Pollution: Discharges of pollutant and waste product to the atmosphere, water and land should be avoided and minimised	Quantity/Type of pollutants and waste	0 1 2 3 4 5
Use of Raw Materials: All raw materials should be used with maximum efficiency and recycled where practical	Quantity/Type of materials	0 1 2 3 4 5
Rivers and Water Bodies: should retain their natural character	Minimum flows/ Water levels set	0 1 2 3 4 5
EFFECTS ON SOCIAL AND CULTURAL CONDITIONS		0 1 2 3 4 5
Local Character: and cohesion of local communities should be maintained and enhanced where practical	Use of GIS/Database to highlight sensitive areas	0 1 2 3 4 5
Health and Well-being: The activity should benefit the workforce and local communities in terms of health and well-being, nutrition, shelter, education and cultural expression	Financial or other contribution	0 1 2 3 4 5
Gender: The activity should empower women	Number of women empowered	0 1 2 3 4 5
Work for Local People: Priority should be given to providing jobs for local people and particularly women and young people	Number of people employed	0 1 2 3 4 5
Participation: Active participation and involvement of local communities should be encouraged (especially vulnerable and excluded session)	Description of proposals to meet this aim	0 1 2 3 4 5
Access: To land should be improved	Number of people assisted	0 1 2 3 4 5

Access: to Water should be improved	Number of people assisted	0 1 2 3 4 5
Access: to transport should be improved	Number of people assisted	0 1 2 3 4 5
Sanitation: should be improved	Number of people assisted	0 1 2 3 4 5
Equity: Adverse and beneficial impacts from development should be distributed equitably and should not discriminate against any groups especially vulnerable and excluded groups	Environmental report	0 1 2 3 4 5
Vulnerability and Risk: of drought, bush fire floods, crises and conflict and epidemics should be reduced	Occurrence monitored	0 1 2 3 4 5
EFFECTS ON THE ECONOMY		0 1 2 3 4 5
Growth: The activity should result in development that encourages strong and stable conditions of economic growth	Financial plan showing projected growth and monitoring	0 1 2 3 4 5
Use of Local Materials and Services: The activity should result in the use of raw materials and services from local industry where possible	Description of sources	0 1 2 3 4 5
Local Investment Capital: Development should encourage the local retention of capital and the development of downstream industries utilising local raw materials, product and labour	Description of investment strategies	0 1 2 3 4 5
Activity Statement: Construction of 2 Bedroom semi-detached Teachers quarters at Sakpaba		
EFFECTS ON NATURAL RESOURCES		0 1 2 3 4 5
Protected Areas and Wildlife: Should be conserved, and these resources should be enhanced where practical	Sensitive areas shown on (GIS) Maps	0 1 2 3 4 5
Degraded Land: Areas vulnerable to degradation should be avoided and already degraded land should be enhanced	Vulnerable areas shown on (GIS) Map	0 1 2 3 4 5
Energy: The activity should encourage efficient energy use, and maximise use of renewable rather than fossil fuels	Quantity/Type of fuel/Energy required	0 1 2 3 4 5
Pollution: Discharges of pollutant and waste product to the atmosphere, water and land should be avoided and minimised	Quantity/Type of pollutants and waste	0 1 2 3 4 5
Use of Raw Materials: All raw materials should be used with maximum efficiency and recycled where practical	Quantity/Type of materials	0 1 2 3 4 5
Rivers and Water Bodies: should retain their natural character	Minimum flows/ Water levels set	0 1 2 3 4 5
EFFECTS ON SOCIAL AND CULTURAL CONDITIONS		0 1 2 3 4 5

Local Character: and cohesion of local communities should be maintained and enhanced where practical	Use of GIS/Database to highlight sensitive areas	0 1 2 3 4 5
Health and Well-being: The activity should benefit the workforce and local communities in terms of health and well-being, nutrition, shelter, education and cultural expression	Financial or other contribution	0 1 2 3 4 5
Gender: The activity should empower women	Number of women empowered	0 1 2 3 4 5
Work for Local People: Priority should be given to providing jobs for local people and particularly women and young people	Number of people employed	0 1 2 3 4 5
Participation: Active participation and involvement of local communities should be encouraged (especially vulnerable and excluded session)	Description of proposals to meet this aim	0 1 2 3 4 5
Access: To land should be improved	Number of people assisted	0 1 2 3 4 5
Access: to Water should be improved	Number of people assisted	0 1 2 3 4 5
Access: to transport should be improved	Number of people assisted	0 1 2 3 4 5
Sanitation: should be improved	Number of people assisted	0 1 2 3 4 5
Equity: Adverse and beneficial impacts from development should be distributed equitably and should not discriminate against any groups especially vulnerable and excluded groups	Environmental report	0 1 2 3 4 5
Vulnerability and Risk: of drought, bush fire floods, crises and conflict and epidemics should be reduced	Occurrence monitored	0 1 2 3 4 5
EFFECTS ON THE ECONOMY		0 1 2 3 4 5
Growth: The activity should result in development that encourages strong and stable conditions of economic growth	Financial plan showing projected growth and monitoring	0 1 2 3 4 5
Use of Local Materials and Services: The activity should result in the use of raw materials and services from local industry where possible	Description of sources	0 1 2 3 4 5
Local Investment Capital: Development should encourage the local retention of capital and the development of downstream industries utilising local raw materials, product and labour	Description of investment strategies	0 1 2 3 4 5
Activity Statement: Construction of 3-classroom block with ancillary facilities at Kubori		
EFFECTS ON NATURAL RESOURCES		0 1 2 3 4 5

Protected Areas and Wildlife: Should be conserved, and these resources should be enhanced where practical	Sensitive areas shown on (GIS) Maps	0 1 2 3 4 5
Degraded Land: Areas vulnerable to degradation should be avoided and already degraded land should be enhanced	Vulnerable areas shown on (GIS) Map	0 1 2 3 4 5
Energy: The activity should encourage efficient energy use, and maximise use of renewable rather than fossil fuels	Quantity/Type of fuel/Energy required	0 1 2 3 4 5
Pollution: Discharges of pollutant and waste product to the atmosphere, water and land should be avoided and minimised	Quantity/Type of pollutants and waste	0 1 2 3 4 5
Use of Raw Materials: All raw materials should be used with maximum efficiency and recycled where practical	Quantity/Type of materials	0 1 2 3 4 5
Rivers and Water Bodies: should retain their natural character	Minimum flows/ Water levels set	0 1 2 3 4 5
EFFECTS ON SOCIAL AND CULTURAL CONDITIONS		0 1 2 3 4 5
Local Character: and cohesion of local communities should be maintained and enhanced where practical	Use of GIS/Database to highlight sensitive areas	0 1 2 3 4 5
Health and Well-being: The activity should benefit the workforce and local communities in terms of health and well-being, nutrition, shelter, education and cultural expression	Financial or other contribution	0 1 2 3 4 5
Gender: The activity should empower women	Number of women empowered	0 1 2 3 4 5
Work for Local People: Priority should be given to providing jobs for local people and particularly women and young people	Number of people employed	0 1 2 3 4 5
Participation: Active participation and involvement of local communities should be encouraged (especially vulnerable and excluded session)	Description of proposals to meet this aim	0 1 2 3 4 5
Access: To land should be improved	Number of people assisted	0 1 2 3 4 5
Access: to Water should be improved	Number of people assisted	0 1 2 3 4 5
Access: to transport should be improved	Number of people assisted	0 1 2 3 4 5
Sanitation: should be improved	Number of people assisted	0 1 2 3 4 5
Equity: Adverse and beneficial impacts from development should be distributed equitably and	Environmental report	0 1 2 3 4 5

should not discriminate against any groups especially vulnerable and excluded groups		
Vulnerability and Risk: of drought, bush fire floods, crises and conflict and epidemics should be reduced	Occurrence monitored	0 1 2 3 4 5
EFFECTS ON THE ECONOMY		0 1 2 3 4 5
Growth: The activity should result in development that encourages strong and stable conditions of economic growth	Financial plan showing projected growth and monitoring	0 1 2 3 4 5
Use of Local Materials and Services: The activity should result in the use of raw materials and services from local industry where possible	Description of sources	0 1 2 3 4 5
Local Investment Capital: Development should encourage the local retention of capital and the development of downstream industries utilising local raw materials, product and labour	Description of investment strategies	0 1 2 3 4 5
Activity Statement: Construction of Urinary facilities at 5no Markets in the District		
EFFECTS ON NATURAL RESOURCES		0 1 2 3 4 5
Protected Areas and Wildlife: Should be conserved, and these resources should be enhanced where practical	Sensitive areas shown on (GIS) Maps	0 1 2 3 4 5
Degraded Land: Areas vulnerable to degradation should be avoided and already degraded land should be enhanced	Vulnerable areas shown on (GIS) Map	0 1 2 3 4 5
Energy: The activity should encourage efficient energy use, and maximise use of renewable rather than fossil fuels	Quantity/Type of fuel/Energy required	0 1 2 3 4 5
Pollution: Discharges of pollutant and waste product to the atmosphere, water and land should be avoided and minimised	Quantity/Type of pollutants and waste	0 1 2 3 4 5
Use of Raw Materials: All raw materials should be used with maximum efficiency and recycled where practical	Quantity/Type of materials	0 1 2 3 4 5
Rivers and Water Bodies: should retain their natural character	Minimum flows/ Water levels set	0 1 2 3 4 5
EFFECTS ON SOCIAL AND CULTURAL CONDITIONS		0 1 2 3 4 5
Local Character: and cohesion of local communities should be maintained and enhanced where practical	Use of GIS/Database to highlight sensitive areas	0 1 2 3 4 5
Health and Well-being: The activity should benefit the workforce and local communities in terms of health and well-being, nutrition, shelter, education and cultural expression	Financial or other contribution	0 1 2 3 4 5

Gender: The activity should empower women	Number of women empowered	0 1 2 3 4 5
Work for Local People: Priority should be given to providing jobs for local people and particularly women and young people	Number of people employed	0 1 2 3 4 5
Participation: Active participation and involvement of local communities should be encouraged (especially vulnerable and excluded session)	Description of proposals to meet this aim	0 1 2 3 4 5
Access: To land should be improved	Number of people assisted	0 1 2 3 4 5
Access: to Water should be improved	Number of people assisted	0 1 2 3 4 5
Access: to transport should be improved	Number of people assisted	0 1 2 3 4 5
Sanitation: should be improved	Number of people assisted	0 1 2 3 4 5
Equity: Adverse and beneficial impacts from development should be distributed equitably and should not discriminate against any groups especially vulnerable and excluded groups	Environmental report	0 1 2 3 4 5
Vulnerability and Risk: of drought, bush fire floods, crises and conflict and epidemics should be reduced	Occurrence monitored	0 1 2 3 4 5
EFFECTS ON THE ECONOMY		0 1 2 3 4 5
Growth: The activity should result in development that encourages strong and stable conditions of economic growth	Financial plan showing projected growth and monitoring	0 1 2 3 4 5
Use of Local Materials and Services: The activity should result in the use of raw materials and services from local industry where possible	Description of sources	0 1 2 3 4 5
Local Investment Capital: Development should encourage the local retention of capital and the development of downstream industries utilising local raw materials, product and labour	Description of investment strategies	0 1 2 3 4 5
Activity Statement: Extension of portable water from Kikayili to Kubugu and Kubori		
EFFECTS ON NATURAL RESOURCES		0 1 2 3 4 5
Protected Areas and Wildlife: Should be conserved, and these resources should be enhanced where practical	Sensitive areas shown on (GIS) Maps	0 1 2 3 4 5
Degraded Land: Areas vulnerable to degradation should be avoided and already degraded land should be enhanced	Vulnerable areas shown on (GIS) Map	0 1 2 3 4 5
Energy: The activity should encourage efficient energy use, and maximise use of renewable rather than fossil fuels	Quantity/Type of fuel/Energy required	0 1 2 3 4 5

Pollution: Discharges of pollutant and waste product to the atmosphere, water and land should be avoided and minimised	Quantity/Type of pollutants and waste	0 1 2 3 4 5
Use of Raw Materials: All raw materials should be used with maximum efficiency and recycled where practical	Quantity/Type of materials	0 1 2 3 4 5
Rivers and Water Bodies: should retain their natural character	Minimum flows/ Water levels set	0 1 2 3 4 5
EFFECTS ON SOCIAL AND CULTURAL CONDITIONS		0 1 2 3 4 5
Local Character: and cohesion of local communities should be maintained and enhanced where practical	Use of GIS/Database to highlight sensitive areas	0 1 2 3 4 5
Health and Well-being: The activity should benefit the workforce and local communities in terms of health and well-being, nutrition, shelter, education and cultural expression	Financial or other contribution	0 1 2 3 4 5
Gender: The activity should empower women	Number of women empowered	0 1 2 3 4 5
Work for Local People: Priority should be given to providing jobs for local people and particularly women and young people	Number of people employed	0 1 2 3 4 5
Participation: Active participation and involvement of local communities should be encouraged (especially vulnerable and excluded session)	Description of proposals to meet this aim	0 1 2 3 4 5
Access: To land should be improved	Number of people assisted	0 1 2 3 4 5
Access: to Water should be improved	Number of people assisted	0 1 2 3 4 5
Access: to transport should be improved	Number of people assisted	0 1 2 3 4 5
Sanitation: should be improved	Number of people assisted	0 1 2 3 4 5
Equity: Adverse and beneficial impacts from development should be distributed equitably and should not discriminate against any groups especially vulnerable and excluded groups	Environmental report	0 1 2 3 4 5
Vulnerability and Risk: of drought, bush fire floods, crises and conflict and epidemics should be reduced	Occurrence monitored	0 1 2 3 4 5
EFFECTS ON THE ECONOMY		0 1 2 3 4 5
Growth: The activity should result in development that encourages strong and stable conditions of economic growth	Financial plan showing projected growth and monitoring	0 1 2 3 4 5

Use of Local Materials and Services: The activity should result in the use of raw materials and services from local industry where possible	Description of sources	0 1 2 3 4 5
Local Investment Capital: Development should encourage the local retention of capital and the development of downstream industries utilising local raw materials, product and labour	Description of investment strategies	0 1 2 3 4 5
Activity Statement: Drilling of 8 no boreholes districtwide		
EFFECTS ON NATURAL RESOURCES		0 1 2 3 4 5
Protected Areas and Wildlife: Should be conserved, and these resources should be enhanced where practical	Sensitive areas shown on (GIS) Maps	0 1 2 3 4 5
Degraded Land: Areas vulnerable to degradation should be avoided and already degraded land should be enhanced	Vulnerable areas shown on (GIS) Map	0 1 2 3 4 5
Energy: The activity should encourage efficient energy use, and maximise use of renewable rather than fossil fuels	Quantity/Type of fuel/Energy required	0 1 2 3 4 5
Pollution: Discharges of pollutant and waste product to the atmosphere, water and land should be avoided and minimised	Quantity/Type of pollutants and waste	0 1 2 3 4 5
Use of Raw Materials: All raw materials should be used with maximum efficiency and recycled where practical	Quantity/Type of materials	0 1 2 3 4 5
Rivers and Water Bodies: should retain their natural character	Minimum flows/ Water levels set	0 1 2 3 4 5
EFFECTS ON SOCIAL AND CULTURAL CONDITIONS		0 1 2 3 4 5
Local Character: and cohesion of local communities should be maintained and enhanced where practical	Use of GIS/Database to highlight sensitive areas	0 1 2 3 4 5
Health and Well-being: The activity should benefit the workforce and local communities in terms of health and well-being, nutrition, shelter, education and cultural expression	Financial or other contribution	0 1 2 3 4 5
Gender: The activity should empower women	Number of women empowered	0 1 2 3 4 5
Work for Local People: Priority should be given to providing jobs for local people and particularly women and young people	Number of people employed	0 1 2 3 4 5
Participation: Active participation and involvement of local communities should be encouraged (especially vulnerable and excluded session)	Description of proposals to meet this aim	0 1 2 3 4 5

Access: To land should be improved	Number of people assisted	0 1 2 3 4 5
Access: to Water should be improved	Number of people assisted	0 1 2 3 4 5
Access: to transport should be improved	Number of people assisted	0 1 2 3 4 5
Sanitation: should be improved	Number of people assisted	0 1 2 3 4 5
Equity: Adverse and beneficial impacts from development should be distributed equitably and should not discriminate against any groups especially vulnerable and excluded groups	Environmental report	0 1 2 3 4 5
Vulnerability and Risk: of drought, bush fire floods, crises and conflict and epidemics should be reduced	Occurrence monitored	0 1 2 3 4 5
EFFECTS ON THE ECONOMY		0 1 2 3 4 5
Growth: The activity should result in development that encourages strong and stable conditions of economic growth	Financial plan showing projected growth and monitoring	0 1 2 3 4 5
Use of Local Materials and Services: The activity should result in the use of raw materials and services from local industry where possible	Description of sources	0 1 2 3 4 5
Local Investment Capital: Development should encourage the local retention of capital and the development of downstream industries utilising local raw materials, product and labour	Description of investment strategies	0 1 2 3 4 5
Activity Statement: Construction of 1-No 5-Unit Duty-Post Apartments for Heads of Departments (Non-Assembly)		
EFFECTS ON NATURAL RESOURCES		0 1 2 3 4 5
Protected Areas and Wildlife: Should be conserved, and these resources should be enhanced where practical	Sensitive areas shown on (GIS) Maps	0 1 2 3 4 5
Degraded Land: Areas vulnerable to degradation should be avoided and already degraded land should be enhanced	Vulnerable areas shown on (GIS) Map	0 1 2 3 4 5
Energy: The activity should encourage efficient energy use, and maximise use of renewable rather than fossil fuels	Quantity/Type of fuel/Energy required	0 1 2 3 4 5
Pollution: Discharges of pollutant and waste product to the atmosphere, water and land should be avoided and minimised	Quantity/Type of pollutants and waste	0 1 2 3 4 5
Use of Raw Materials: All raw materials should be used with maximum efficiency and recycled where practical	Quantity/Type of materials	0 1 2 3 4 5

Rivers and Water Bodies: should retain their natural character	Minimum flows/ Water levels set	0 1 2 3 4 5
EFFECTS ON SOCIAL AND CULTURAL CONDITIONS		0 1 2 3 4 5
Local Character: and cohesion of local communities should be maintained and enhanced where practical	Use of GIS/Database to highlight sensitive areas	0 1 2 3 4 5
Health and Well-being: The activity should benefit the workforce and local communities in terms of health and well-being, nutrition, shelter, education and cultural expression	Financial or other contribution	0 1 2 3 4 5
Gender: The activity should empower women	Number of women empowered	0 1 2 3 4 5
Work for Local People: Priority should be given to providing jobs for local people and particularly women and young people	Number of people employed	0 1 2 3 4 5
Participation: Active participation and involvement of local communities should be encouraged (especially vulnerable and excluded session)	Description of proposals to meet this aim	0 1 2 3 4 5
Access: To land should be improved	Number of people assisted	0 1 2 3 4 5
Access: to Water should be improved	Number of people assisted	0 1 2 3 4 5
Access: to transport should be improved	Number of people assisted	0 1 2 3 4 5
Sanitation: should be improved	Number of people assisted	0 1 2 3 4 5
Equity: Adverse and beneficial impacts from development should be distributed equitably and should not discriminate against any groups especially vulnerable and excluded groups	Environmental report	0 1 2 3 4 5
Vulnerability and Risk: of drought, bush fire floods, crises and conflict and epidemics should be reduced	Occurrence monitored	0 1 2 3 4 5
EFFECTS ON THE ECONOMY		0 1 2 3 4 5
Growth: The activity should result in development that encourages strong and stable conditions of economic growth	Financial plan showing projected growth and monitoring	0 1 2 3 4 5
Use of Local Materials and Services: The activity should result in the use of raw materials and services from local industry where possible	Description of sources	0 1 2 3 4 5
Local Investment Capital: Development should encourage the local retention of capital and the development of downstream industries utilising local raw materials, product and labour	Description of investment strategies	0 1 2 3 4 5

Appendix 2: PUBLIC HEARING

REPORT ON PUBLIC HEARING OF MAMPRUGU MOAGDURI DISTRICT ASSEMBLY ON THE DRAFT DISTRICT MEDIUM TERM DEVELOPMENT PLAN (2022-2025)

REGION: NORTH-EAST

VENUE: DISTRICT ASSEMBLY HALL, YAGABA

DATE: 10TH DECEMBER, 2021

1.0 INTRODUCTION

Mamprugu Moagduri District Assembly in collaboration with GIZ conducted the final public hearing on its draft District Medium Term Development Plan on 16th and 17th 2021. Earlier, public hearings and validation of the community action plans sponsored by CRS, were conducted at the Area Council capitals; namely Yagaba, Yizesi, Kubori and Kunkwa on 7th, 8th, 9th and 10th September respectively on the draft District Medium Term Development Plan.

2.0 NOTICE OF PUBLIC HEARING

The medium of invitation of participants were by letters, phone calls, WhatsApp platforms, public announcement made on local information centers and YK radio station, Yagaba. The purpose was to create awareness for the general public to partake and make the necessary inputs into the draft medium term development plan (2022-2025).

3.0 PARTICIPANTS AT PUBLIC HEARING

The participants at the public hearing included; the District Chief Executive, Hon. Assembly Members, Member of Parliament representative, members of the District Planning Co-ordinating Unit, Head of the Departments of the District Assembly or their representatives, Non-decentralized Government Departments and Agencies and state-owned corporations and enterprises.

The rest included the Chiefs, Traditional Authorities and Opinion Leaders, Civil Society Organizations, Private Sector Organizations, Youth Groups, Women Economic Groups, Religious Leaders, Political Party-representatives and Media.

The Regional Planning Co-ordinating Unit was invited to observe the public hearing.

In order to observe proper COVID-19 protocols of social distancing, participation was restricted to 80 participants. Out of the total attendance, 62 were males representing 77.5% and 18 were females also representing 22.5%.

4.0 LANGUAGES USED

The official languages used during the presentation were English, Mampruli and Buli, languages that most of the participants could understand and express themselves. There were no hearing impairment participants hence no sign language interpretation.

At the public hearing, particular care was taken to encourage the participation of women and excluded, disadvantaged and marginalized groups.

5.0 STYLE OF PRESENTATION AND DISCUSSION

A power-point presentation of the draft medium-term development plan was made by the District Planning Officer. Data on key issues were collected from the various communities in the four (4) sub-structure and were aggregated into the main development dimensions of the national development plan framework. The presentation was based on the following;

- Performance of the previous MTDP (2018-2021)
- Key development issues
- The district development focus
- The district goals, objectives and strategies
- The programme of Action (PoA). These was the area of the most interest to the participants.

6.0 MAJOR ISSUES AT THE PUBLIC HEARING

The major issues raised during the public hearing were as follows;

- The need for the assembly to make adequate financial provision to tackle the poor road network across the district.
- The need to stop illegal logging
- The need to improve provision of potable water to communities.
- The need for the assembly to develop educational and health infrastructure.
- The need to improve extension of electricity to unserved and provision of street lights.
- The need for the assembly to intensify and develop control measures to check haphazard spatial development.
- The need to ensure effective monitoring and evaluation of development projects.
- The need to partner with relevant agencies and institutions in the provision of facilities.
- The need to intensify public sensitization on revenue mobilization.

7.0 MAIN CONTROVERSIES AND MAJOR AREAS OF COMPLAINTS

- Few projects/programmes that were repeated hence widen revenue estimate and the estimated cost of the implementation of the plan. This point was raised when an appeal was made to participants to willingly honor their tax obligation to close the gap.
- Some implementing agencies did not understand why they were made collaborators when they should have been the lead implementors.

8.0 UNRESOLVED QUESTIONS OR QUERIES

There were no unresolved questions. All questions were appropriately addressed at the public hearing.

9.0 GENERAL LEVEL OF PARTICIPATION

The general level of participation was very good. All interested groups were well represented and participated actively. All categories of people were given the chance to ask questions and make inputs during the public hearing.



District Planning Officer:
Signature